



The Effect of Polyurethane Glycolysate on the Structure and Properties of Natural Rubber/Carbon Black Composites

Marcin Włoch¹ · Urszula Ostaszewska² · Janusz Datta²

Published online: 6 April 2019
© The Author(s) 2019

Abstract

In this work the use of polyurethane chemical recycling product (i.e. glycolysis of polyurethane waste realized with the mass excess of polymer) as a plasticizer for natural rubber-based composites was proposed. The effect of plasticizer type (naphthenic oil and polyurethane foam glycolysate) and amount (2, 4, 6 or 8 parts per 100 parts of natural rubber) on the processing properties of rubber mixtures and chemical structure, swelling, mechanical and thermo-mechanical properties of natural rubber/carbon black composites was investigated. The effect of applied plasticizer was studied in the context of accelerated thermal aging (thermo-oxidative aging) which was applied for the prepared natural rubber-based composites. The obtained results confirm that the polyurethane foam glycolysate can be successfully used as a plasticizer for the preparation of natural rubber composites. Moreover, it was found that glycolysate acts as a vulcanization accelerator and reduces decreasing of mechanical properties during the accelerated thermal aging.

Keywords Natural rubber/carbon black composites · Chemical recycling · Polyurethane glycolysate · Mechanical properties · Accelerated thermal aging

Introduction

Plasticizers are especially required for the preparation of rubber mixes with fillers using two-roll mills, calenders or mixers. Their role is connected with increasing of rubber plasticity, which permit to obtain uniform dispersion of ingredients in the rubber matrix. The time of mixing and energy required for the process is lower due to application of plasticizers. The molecules of plasticizers penetrating between rubber molecules and changing the arrangement of the rubber chains in the space and changing interactions (cohesive forces) between the macromolecules. This phenomena affects also the mechanical properties of obtained vulcanizates. Generally introduction of plasticizer in the rubber network results in decreasing of tensile strength and

hardness, while elongation at break and elasticity increasing [1, 2].

In some applications (when the working temperature of elastomer part is relatively low) the addition of plasticizer is connected with the decreasing of glass transition temperature, which permit to extend the working temperature range [1–3]. Oh and co-workers investigated the influence of selected plasticizers [i.e. dioctylphthalate (DOP), tricresylphosphate (TCP), dioctyladipate (DOA), paraffinic oil (PO) and aromatic oil (AO)] on the freezing resistance of natural rubber and polybutadiene rubber vulcanizates. The rubber material for freezing resistance applications (e.g. aero tires or air spring of express trains in railways) should have low T_g , so the amount of plasticizer should be relatively high. The decreasing of the glass transition temperature were observed only as the amount of DOP and DOA increasing [3].

In the rubber industry the mineral oils (paraffinic, naphthenic and aromatic oils), microcrystalline and paraffin waxes, fatty acids (e.g. stearic or oleic oil) or cumarone-indene resin are commonly used as plasticizers for the natural rubber and synthetic [1, 2]. Nowadays, in accordance to the green chemistry trends the special interest is put on the monomers, polymers and additives derived from the

✉ Janusz Datta
j.datta@impib.pl; janusz.datta@pg.edu.pl

¹ Department of Polymers Technology, Faculty of Chemistry, Gdańsk University of Technology, G. Narutowicza Str. 11/12, 80-233 Gdańsk, Poland

² Division of Elastomers and Rubber Technology, Institute for Engineering of Polymer Materials and Dyes, Harcerska Str. 30, 05-820 Piastów, Poland

renewable resources. In the area of rubber technology the special place is occupied by bio-based additives like fillers, antioxidants or plasticizers [4–8]. Peliizzari and co-workers investigated the novel bio-based plasticizers obtained from vegetable oils (commercialized under the tradename Matrilox[®]). It was found that bio-based plasticizers can be successfully used for the preparation rubber compounds (based on NR, BR, SBR and NBR, SBR) as partial or total substitutes of traditional plasticizers [8]. Wang and co-workers proposed palm oil (PMO) as a green plasticizer for the ethylene propylene diene monomer (EPDM) rubber and investigated the processing and mechanical properties of obtained materials. The obtained results indicated that PMO can be a cost-effective green plasticizer, which could replace petroleum-based paraffin oil for EPDM rubber processing due to similar processing properties of rubber compounds and mechanical performance of final materials [9]. Alexander and Thachil proposed cardanol as a plasticizer for the preparation of natural rubber/carbon black composites and investigated. The cardanol can be derived from the cashew nut shell liquid, which is an agro-byproduct. It was found that vulcanizates obtained using cardanol as a plasticizer possess similar tensile properties, shorter cure times, and improved ageing stability in comparison to petroleum-based aromatic oil [10].

The plasticizers are also required for other polymers like poly(vinyl chloride), poly(ethylene terephthalate), several polyolefins, poly(lactic acid), polyhydroxyalkanoates or thermoplastic starch [11–13]. The special interest is focused on the effective, environment and human health friendly plasticizers for poly(vinyl chloride), which is connected with the toxicity of the commonly used phthalate-based plasticizers [14]. In accordance to the literature several bio-based plasticizers for PVC processing are still proposed, for example castor oil based polyol esters [15], epoxidized glycidyl ester of ricinoleic acetic ester [16], acetylated lactic acid 1,4-cyclohexanedimethyl ester [17].

The glycolysis of polyurethane waste can be realized by two ways. The first one is focused on the polyol recovering and this method is realized with the mass excess of the low-molecular weight chain extender. The resulted glycolysate contains two phases and need purification, and after that recovered polyol can be used for the synthesis of polyurethanes. The second one is connected with obtaining product terminated mainly by hydroxyl group, but urethane moieties are still presented in the chains of glycolysates. This kind of glycolysis is performed with the mass excess of polyurethane waste. The glycolysates obtained by this way can be directly (without any purification) used in the synthesis of new materials, i.e. polyurethane foams or elastomers [18, 19].

The polyurethane glycolysates (obtained by glycolysis process realized with the mass excess of polyurethane waste) were also successful applied as plasticizers for the

preparation of natural rubber vulcanizates, i.e. natural rubber/titanium dioxide [20] and natural rubber/silica composites [21]. In the case of mentioned natural rubber composites the glycolysate-based plasticizer was used at constant amount. The effect of glycolysate amount (used as a plasticizer) on the chemical structure, swelling properties and mechanical performance is not described in the literature. It should be also pointed out that polyurethane glycerolysates (obtained by glycerolysis of polyurethane waste with the mass excess of polymer) was successfully applied as a plasticizers for the preparation of natural rubber/lignin composites [22, 23].

The main aim of presented work was to study the effect of polyurethane glycolysate, used as a plasticizer for natural rubber mixtures, on the chemical structure (by FTIR method), swelling properties, selected mechanical properties (i.e. tensile properties, hardness) and thermo-mechanical properties (by DMTA method) of natural rubber/carbon black composites. The obtained results were compared with the results obtained for the vulcanizates prepared using naphthenic oil (Nytex 810) as a plasticizer. Moreover, all prepared samples were aged in the air atmosphere at 70 °C for 7 or 14 days (thermo-oxidative aging), which permit to investigate the effect of applied plasticizer on the performance of the prepared composites during accelerated thermal aging.

Experimental

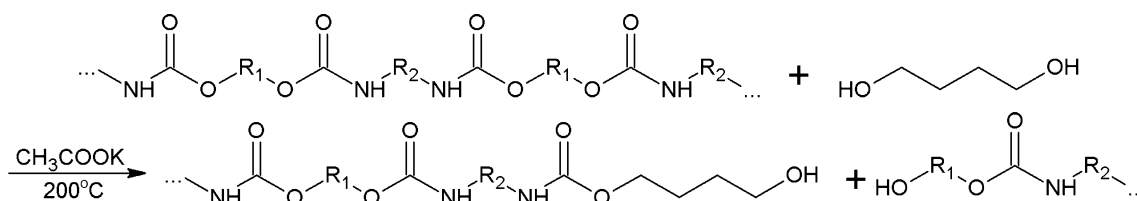
Materials

The natural rubber and ingredients like stearic acid, zinc oxide, stabilizer IPPD (N-isopropyl-N'-phenyl-p-phenylenediamine), accelerator T (tetramethylthiuram disulphide, TMTD) and sulfur were supplied by Guma Pomorska (Poland). The naphthenic oil Nytex 810 (Nynas, Poland) or polyurethane foam glycolysate (Gdańsk University of Technology, Poland) was used as a plasticizer. Carbon black N330 (Toremiex-Chemicals, Poland) was used as a filler at constant loading equal 40 parts by weight per 100 parts of natural rubber. The rubber mixture formulations are given in Table 1.

The glycolyste, used in this study as a plasticizer, was obtained by glycolysis of polyurethane foam using 1,4-butanediol and potassium acetate as a catalyst. The scheme of the reaction is presented in Fig. 1. The weight ratio of polyurethane waste to low molecular weight diol was equal 6:1. The reaction was performed at 200 °C for around 1 h. The resulted product was a dark-brown liquid with hydroxyl number 202 mg KOH/g (and average molecular weight 533 g/mol).

Table 1 Compounds recipe of natural rubber mixtures contained carbon black as a filler

Mixture code	NRC2O	NRC4O	NRC6O	NRC8O	NRC2G	NRC4G	NRC6G	NRC8G
Natural rubber	100	100	100	100	100	100	100	100
Stearic acid	3	3	3	3	3	3	3	3
Zinc oxide	5	5	5	5	5	5	5	5
Stabilizer IPPD	1.5	1.5	1.5	1.5	1.5	1.5	1.5	1.5
Carbon black N330	40	40	40	40	40	40	40	40
Nytex 810	2	4	6	8	–	–	–	–
Glycolysate	–	–	–	–	2	4	6	8
Accelerator T	0.5	0.5	0.5	0.5	0.5	0.5	0.5	0.5
Sulfur	3	3	3	3	3	3	3	3

**Fig. 1** Reaction scheme of glycolysis of polyurethane using 1,4-butanediol

Preparation of Natural Rubber/Carbon Black Composites

The mixtures of natural rubber and mentioned earlier components were prepared on the laboratory two roll mill during 20 min. The ingredients were added in sequence presented in Table 1. The addition of each subsequent component follows good distribution of the earlier component. The rubber mixtures were vulcanized by compression molding using a hydraulic press at 145 °C with a pressure around 4.5 MPa at the time in the range from 8 to 10 min. The proper time of vulcanization was evaluated on the basis of vulcanometric measurements.

Aging of Natural Rubber/Carbon Black Composites

The all prepared vulcanizates were subjected to accelerated thermo-oxidative aging in air atmosphere at 70 °C for 7 and 14 days. The samples were aged in the form suitable for further testing, for example the samples for the static tensile test were in a standard dumbbell shape.

Testing Methods

Vulcanization process was characterized using a Monsanto R100S rheometer with oscillating rotor (USA) according to ISO 3417. The measurements were performed at 145 °C. The scorch time (t_2), optimal vulcanization time (t_{90}), minimum (M_L) and maximum (M_H) torsion moment and difference between maximum and minimum torsion

moment (ΔM) was investigated. Cure rate index (CRI) was calculated using the following equation:

$$CRI = \frac{100}{t_{90} - t_{s2}}$$

The chemical structure of polyurethane glycolysate and obtained natural rubber/carbon black composites was verified using Nicolet 8700 FTIR Spectrophotometer (ThermoElectron Co.), and 64 scans was taken between 500 and 4000 cm^{-1} , with the resolution of 4 cm^{-1} .

Tensile properties—including tensile strength (TS_b), elongation at break (ϵ_b), and modulus at 100% ($M_{100\%}$), 200% ($M_{200\%}$) and 300% ($M_{300\%}$) elongation—were measured using a universal testing machine Zwick/Roell Z020 (Zwick, Germany) according to ISO 37. The cross-head speed was 200 mm min^{-1} . The obtained results are averages from five independent measurements and samples for the test were prepared in a standard dumbbell shape (with average width 5 mm and average thickness 2 mm in the measuring length).

Hardness (H) was determined using an electronic Shore type A (Zwick, Germany) according to ISO 868 standard. The presented results are averages from random five points in one specimen with the thickness around 8 mm.

Dynamic mechanical thermal analysis (DMA) was carried out using a DMA Q800 analyzer (TA Instruments, USA) in a temperature range from –100 to +150 °C. The measurements were performed at operating frequency 1 Hz and heating rate of 4 °C min^{-1} under air atmosphere

in the three-point bending mode. The dimensions of the samples for the test were 10 mm × 40 mm × 2 mm. The temperature dependence of storage modulus (E'), loss modulus (E'') and tangent delta ($\tan \delta$) was determined.

The equilibrium swelling method (using the Flory–Rehner relationship) was applied to determine the crosslink densities (ν) of the prepared natural rubber-based composites. The other swelling parameters, i.e., swelling ratio (SR), volume fraction of the rubber network in the swollen phase (V_r) and average molecular weight of the polymer between cross-links (M_c) were also determined and presented. The test method and determination of all mentioned parameters is the same as presented in our earlier work [24]. Measurements was realized in toluene (the Flory–Huggins natural rubber–toluene interaction constant is equal 0.38) and obtained results are averages from three independent tests.

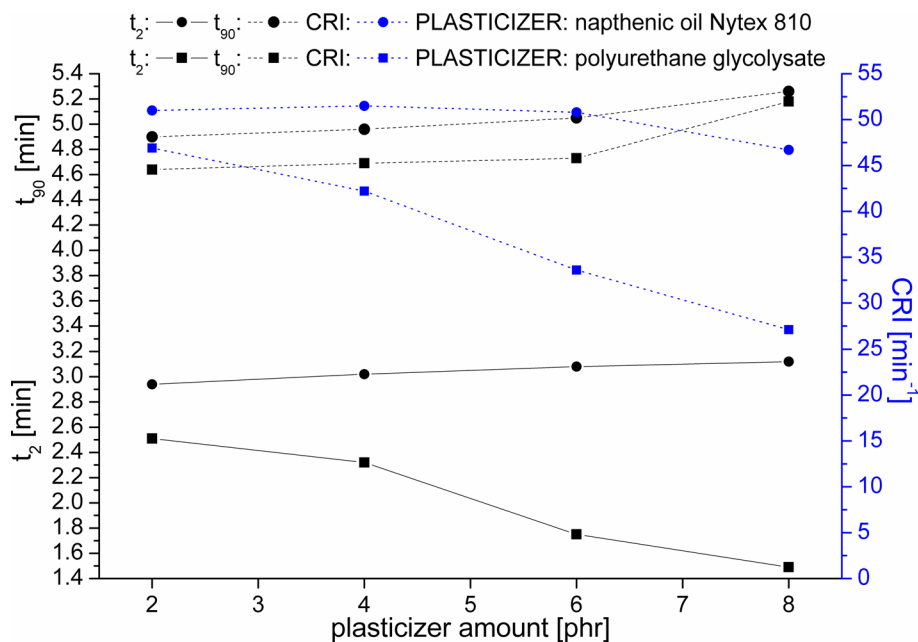
Results and Discussion

The influence of plasticizer type and amount on the vulcanization process parameters of natural rubber mixtures are presented in Table 2 and Fig. 2. The amount of used plasticizer is not affecting the value of minimal torque (ML), which indicates similar processing properties of investigated natural rubber compounds. The ML values was higher for the rubber mixes plasticized using polyurethane glycolysate. It was also observed that maximal torque (MH) values decreasing with increasing amount of plasticizer and higher values of mentioned parameter was observed for the NR mixes prepared using naphthenic oil. The maximal torque is related to the stiffness and shear modulus of vulcanized compounds [25–27]. The higher stiffness of natural rubber/carbon black composites prepared using naphthenic oil is resulted from the decreasing mobility of polymer chains, which is in good correlation with the results from the static tensile test (higher

Table 2 Curing characteristic of prepared natural rubber/carbon black mixtures with different type and amount of plasticizers

Mixture code	M_L [dN m]	M_H [dN m]	ΔM [dN m]	t_{s2} [min]	t_{90} [min]	CRI [min ⁻¹]
NRC2O	0.85	34.27	33.42	2.94	4.90	51.0
NRC4O	0.60	33.33	32.73	3.02	4.96	51.5
NRC6O	0.73	31.90	31.17	3.08	5.05	50.8
NRC8O	0.79	30.71	29.92	3.12	5.26	46.7
NRC2G	1.23	32.15	30.92	2.51	4.64	46.9
NRC4G	1.17	31.59	30.42	2.32	4.69	42.2
NRC6G	1.35	30.90	29.55	1.75	4.73	33.6
NRC8G	1.23	29.90	28.67	1.49	5.18	27.1

Fig. 2 Influence of plasticizer type and amount on the curing parameters of natural rubber-based compounds



tensile strength and lower elongation at break) in comparison to the composites obtained using polyurethane glycolysate as a plasticizer. The difference between maximum and minimum torsion moment (ΔM) decreasing with increasing amount of the plasticizer. The values of ΔM are connected with the cross-link density of vulcanizates and higher values of cross-link density are observed for the materials obtained using naphthenic oil as a plasticizer, which are characterized by higher values of ΔM .

The optimal vulcanization time depended on the amount of used plasticizer. The values of the t_{90} increasing with the increasing content of plasticizer and higher values of this parameter were observed for the natural rubber mixes plasticized using polyurethane glycolysate. In the case of the natural rubber mixes plasticized using naphthenic oil the scorch time increasing slightly with the increasing amount of plasticizer—from 2.94 min for NRC2O to 3.12 min for NRC8O for NRC8O, while for the NR mixes plasticized using polyurethane glycolysate significant decreasing of t_2 is observed with increasing amount of this additive—from 2.51 min for the NRC2G to 1.49 min for NRC8G. The observed trend resulted in the significant decreasing of curing rate index (CRI) for the NR mixes plasticized using polyurethane glycolysate—from the 46.9 min^{-1} for NRC2G to 27.1 min^{-1} for NRC8G. It can be resulted from the fact that glycolysate can act as vulcanization accelerator due to presence of the urethane groups in the chemical structure of glycolysate chains (the glycolysis process was realized with mass excess of the polyurethane waste).

The FTIR spectrum of polyurethane glycolysate used in this study is presented in Fig. 3. The absorption band at 3361 cm^{-1} is connected with stretching vibrations of N–H groups (presented in urethane bond), while the broad band in the wavenumber range from 3100 to 3600 cm^{-1} coming from the stretching vibrations of hydroxyl groups presented at the ends of glycolysate chains. Intensive absorption bands

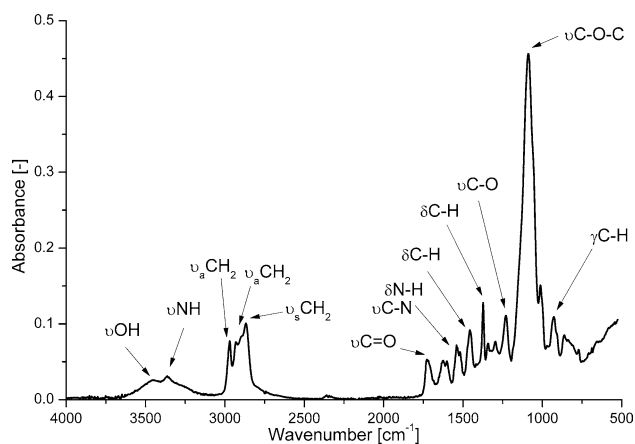


Fig. 3 FTIR spectrum of polyurethane glycolysate

observed at 2800–3000 cm^{-1} correspond to symmetric and asymmetric stretching vibrations of methylene units. The stretching vibrations of carbonyl groups (C=O) presented in urethane bond are visible as bands at 1726 cm^{-1} . In the region between 977 and 1197 cm^{-1} the double peak (with the maximum at 1092 cm^{-1}) is observed, which corresponds to stretching vibration of C–O–C. The assignment of bands presented in FTIR spectrum of polyurethane glycolysate to vibrations of corresponding chemical groups was made using data presented in the literature, including own results [20, 28, 29].

The FTIR spectra of non-aged (reference) and aged (70 °C, air atmosphere, 7 and 14 days) natural rubber/carbon composites prepared using naphthenic oil (Nytex 810) and polyurethane glycolysate as a plasticizer are presented in Fig. 4 and Fig. 5, respectively. For all samples the similar spectra were recorded. The bands assigned to methyl and methylene symmetric and asymmetric stretching vibrations are visible in the wavenumber range from 2800 to 3000 cm^{-1} . The stretching and out-of-plane bending of =C–C–H units are visible as bands with the maximum at

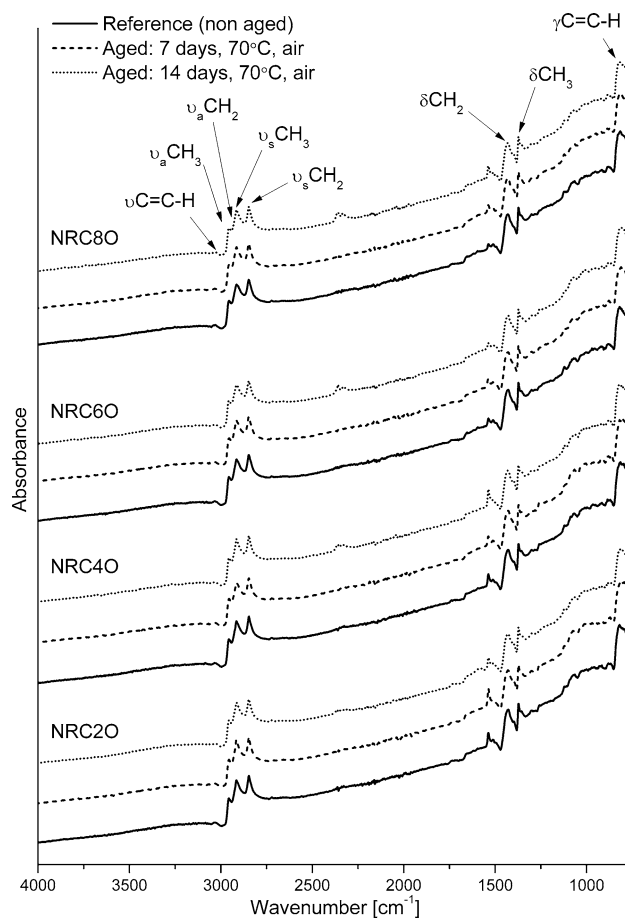


Fig. 4 FTIR spectra of non-aged and aged natural rubber/carbon black composites prepared using naphthenic oil as a plasticizer

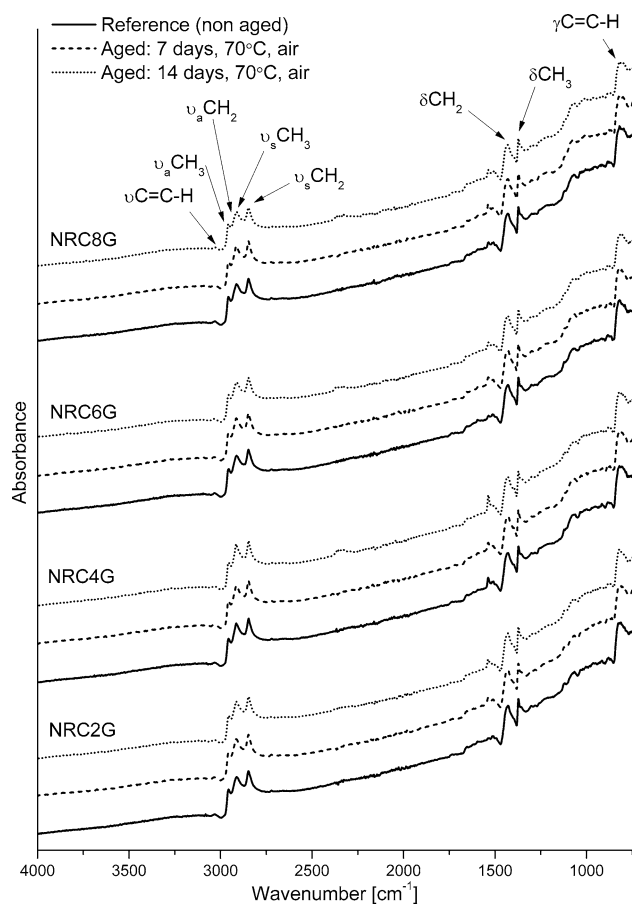


Fig. 5 FTIR spectra of non-aged and aged natural rubber/carbon black composites prepared using polyurethane glycolysate as a plasticizer

3031 cm^{-1} and 830 cm^{-1} , respectively. The bands with maximum intensity at 1371 cm^{-1} and 1431 cm^{-1} correspond to the bending vibrations of methyl and methylene units, respectively. The band at 1538 cm^{-1} corresponding to the stretching vibration of carbonyl group in zinc stearate, which is an accelerator of vulcanization process [30, 31]. The intensity of mentioned band increasing with increasing time of aging and it is connected with the post-curing effect. Zinc oxide and stearic acid was used to prepare rubber compounds and during the preparation and vulcanization process zinc stearate (vulcanization activator) is formed. Increasing intensity of band at 1538 cm^{-1} indicates that during accelerated thermal aging zinc stearate is still formed. The assignment of other bands presented in FTIR spectra of NR/carbon black vulcanizates to vibrations of corresponding chemical groups was made using data presented in the literature [32].

The main changes after thermo-oxidative degradation of natural rubber (polyisoprene) vulcanizates cured using sulfur-based convention systems are generally observed in the FTIR spectra as changes of bands at 835 cm^{-1} ($=\text{C}-\text{H}$ out of plane bending) and 1710 cm^{-1} ($\text{C}=\text{O}$ stretching vibrations)

[33–35]. In the obtained results the evidences of thermo-oxidative degradation of prepared vulcanizates (during accelerated thermal aging) are not visible. It can be resulted from presence of the antioxidant in the obtained vulcanizates, i.e. 1.5 parts of N-Isopropyl-N'-phenyl-p-phenylenediamine (IPPD) per 100 parts of natural rubber in each compound. Moreover it was found that during the accelerated thermal aging of vulcanizates post-curing effect occurs. This phenomena is connected with increasing of cross-link density and will be discussed later.

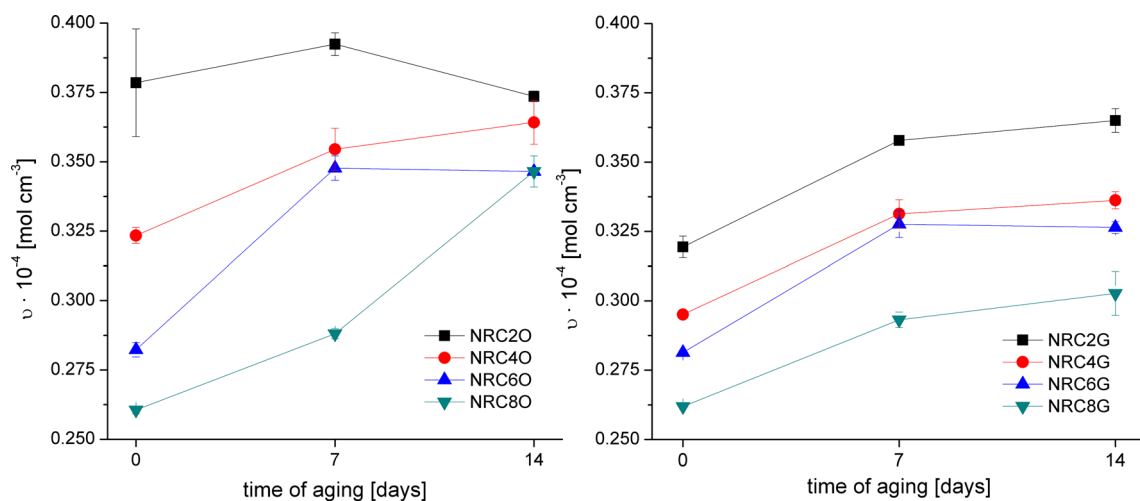
The swelling properties of prepared natural rubber/carbon black composites are summarized in Table 3. Generally swelling ratio increasing (higher amount of solvent is absorbed by rubber network) with increasing amount of the plasticizer, which is resulted from decreasing of cross-link density. Moreover swelling ratio decreasing (cross-link density increasing) with increasing time of aging, which is connected with post-curing effect (Fig. 6). The post-curing effect tends to increase with increase of aging temperature and is observed for natural rubber vulcanizates cured using conventional systems [36, 37]. The addition of antioxidant (IPPD in this work) probably makes that the post-curing of material is faster than degradation of rubber network. The bond energy of $\text{C}-\text{C}$ bonds (346 kJ mol^{-1}) is higher than that of $\text{C}-\text{S}$ bonds (272 kJ mol^{-1}) so the degradation of natural rubber-based vulcanizates should involves mainly breaking of the $\text{C}-\text{S}$ linkages [37]. The degradation of cross-links (breaking of $\text{C}-\text{S}$ and $\text{S}-\text{S}$ moieties) will be connected with decreasing of cross-link density as a result of increasing of molecular weight of rubber chains between cross-links. The results of FTIR investigation were not confirmed that thermo-oxidative degradation of vulcanizates occurs, which is good correlation with obtained values of cross-link densities of obtained vulcanizates.

It should be also pointed out that crosslink density values based on the Flory–Rehner model corresponds with the variation of torque difference (ΔM)—the relationship between both parameters is presented in Fig. 7. The increasing of ΔM is connected with increasing of cross-link density, which was also observed by other authors [26]. The higher values of cross-link density was generally observed for the vulcanizates obtained using naphthenic oil in comparison to vulcanizates obtained using polyurethane glycolysate contained the same amount of plasticizer, but increasing amount of plasticizer in the case of materials contained polyurethane glycolysate resulted in lower decreasing of cross-link density and difference between maximum and minimum torsion moment. At the maximal applied amount of plasticizer (8 parts per 100 parts of natural rubber) both materials have similar cross-link density.

The temperature dependence of storage modulus (E'), loss modulus (E'') and damping factor ($\tan\delta$) for non-aged natural rubber/carbon black vulcanizates prepared using

Table 3 Swelling properties of natural rubber/carbon black composites prepared using different types and amount of plasticizers

Sample code	Aging time [days]	SR [%]	V_r [-]	$\nu \times 10^{-4}$ [mol cm ⁻³]	Mc [g mol ⁻¹]
NRC2O	0	151.1 ± 2.1	0.2917 ± 0.0060	0.3785 ± 0.0194	2572 ± 64
	7	150.3 ± 0.9	0.2959 ± 0.0012	0.3924 ± 0.0041	2548 ± 27
	14	154.5 ± 0.4	0.2902 ± 0.0006	0.3736 ± 0.0019	2677 ± 13
NRC4O	0	165.3 ± 0.8	0.2739 ± 0.0010	0.3234 ± 0.0029	3092 ± 28
	7	157.0 ± 1.9	0.2842 ± 0.0024	0.3545 ± 0.0076	2821 ± 60
	14	154.7 ± 1.9	0.2873 ± 0.0025	0.3642 ± 0.0079	2747 ± 59
NRC6O	0	176.1 ± 0.9	0.2591 ± 0.0010	0.2823 ± 0.0026	3543 ± 32
	7	156.8 ± 1.1	0.2820 ± 0.0014	0.3477 ± 0.0044	2877 ± 36
	14	157.1 ± 1.4	0.2816 ± 0.0018	0.3465 ± 0.0056	2887 ± 47
NRC8O	0	181.8 ± 0.5	0.2506 ± 0.0006	0.2606 ± 0.0014	3838 ± 21
	7	172.0 ± 0.6	0.2613 ± 0.0007	0.2881 ± 0.0018	3471 ± 21
	14	155.4 ± 3.4	0.2816 ± 0.0018	0.3465 ± 0.0056	2959 ± 56
NRC2G	0	168.7 ± 1.2	0.2725 ± 0.0014	0.3194 ± 0.0039	3131 ± 39
	7	158.3 ± 0.1	0.2852 ± 0.0001	0.3578 ± 0.0003	2795 ± 2
	14	156.6 ± 1.0	0.2875 ± 0.0014	0.3650 ± 0.0043	2740 ± 33
NRC4G	0	173.9 ± 0.2	0.2638 ± 0.0002	0.2951 ± 0.0006	3389 ± 7
	7	163.1 ± 1.4	0.2766 ± 0.0017	0.3313 ± 0.0051	3019 ± 47
	14	161.7 ± 0.8	0.2782 ± 0.0010	0.3362 ± 0.0031	2974 ± 28
NRC6G	0	176.4 ± 0.2	0.2587 ± 0.0002	0.2814 ± 0.0006	3554 ± 8
	7	162.1 ± 1.3	0.2753 ± 0.0016	0.3276 ± 0.0048	3053 ± 45
	14	162.4 ± 0.6	0.2749 ± 0.0007	0.3264 ± 0.0021	3064 ± 20
NRC8G	0	181.3 ± 0.3	0.2512 ± 0.0003	0.2619 ± 0.0008	3818 ± 11
	7	170.3 ± 0.9	0.2631 ± 0.0010	0.2932 ± 0.0028	3411 ± 33
	14	167.3 ± 2.4	0.2666 ± 0.0028	0.3027 ± 0.0079	3305 ± 85

**Fig. 6** Cross-link density versus type and amount of plasticizer, and aging time for the obtained natural rubber/carbon black vulcanizates

polyurethane glycolysate as a plasticizer is presented in Fig. 8. It is clearly visible that increasing amount of plasticizer caused increasing of storage modulus and loss modulus. The increasing of maximal values of storage modulus at glassy region can be resulted from the reinforcing effect

of introduced polar plasticizer (glycolysate chains contain polar groups, which can interact by hydrogen bonds). It is also possible that interpenetrating polymer networks (IPNs) between the rubber and polyurethane glycolysate were formed.

Fig. 7 Cross-link density versus torque difference for the obtained natural rubber/carbon black vulcanizates

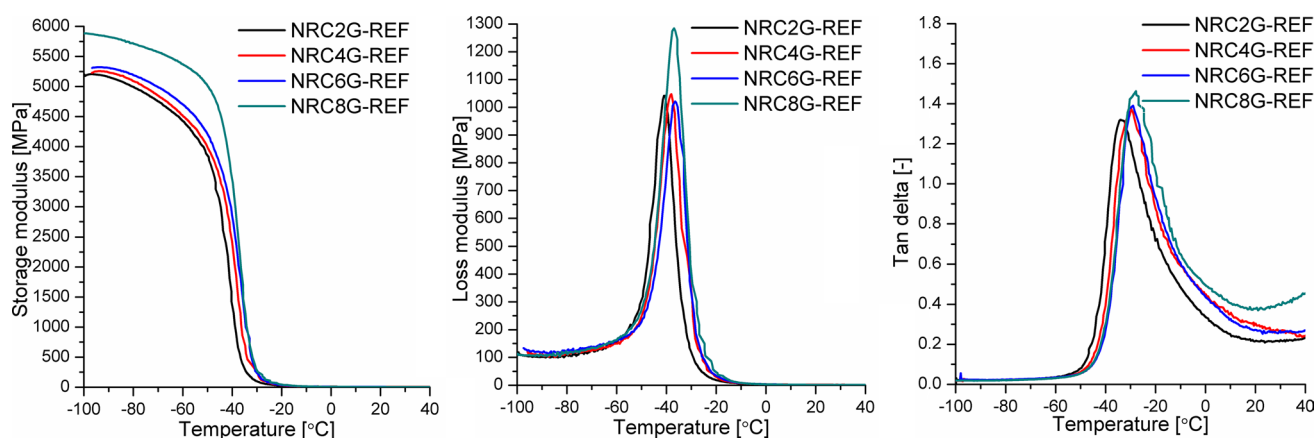
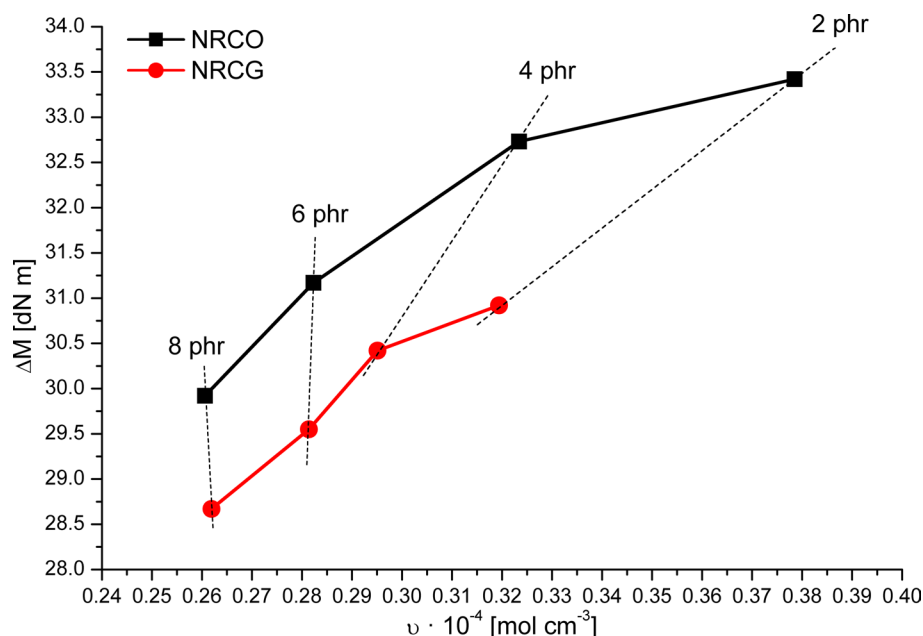


Fig. 8 Storage modulus, loss modulus and tangent delta versus temperature for natural rubber/carbon black composites prepared using different amount of polyurethane glycolysate as a plasticizer

The damping factor ($\tan\delta$) is defined as the ratio of loss modulus to storage modulus and indicates energy dissipated by various processes, like for example molecular mobility or breakdown of the filler particles. The dependence of T_g and $\tan\delta$ at T_g ($\tan\delta_{\max}$) values from the cross-link density of obtained materials is presented in Fig. 9. The values of glass transition temperature and damping factor decreasing with increasing amount of applied plasticizer, which is connected with higher mobility of polymer chains resulted from lower cross-link density.

The temperature dependence of storage modulus (E'), loss modulus (E'') and damping factor ($\tan\delta$) for aged natural rubber/carbon black vulcanizates prepared using polyurethane glycolysate, in the amount 2 and 6 parts per 100 parts of natural rubber, is presented in Fig. 10 and Fig. 11,

respectively. The maximal values of E' , E'' and $\tan\delta$ are higher for the materials aged for 7 days in comparison to the reference materials (non-aged). When the aging time increases and post-curing effect occurs the values of the storage modulus and glass transition temperature should increasing as a result of the cross-link density increasing [37]. In the obtained results the glass transition temperature decreased after 7 days of aging, which suggest that the mobility of polymers chains increased, so it is in the opposite to the trend described in the literature. This fact can be connected with the changes in the microstructure of material, for example migration of the polar plasticizer between rubber chains, which improved their mobility.

The values of mentioned parameters are slightly lower for the vulcanizates aged for 14 days in comparison to values

Fig. 9 Glass transition temperature and maximal damping factor versus cross-link density for the obtained natural rubber/carbon black vulcanizates obtained using polyurethane glycolysate as a plasticizer (NRCG)

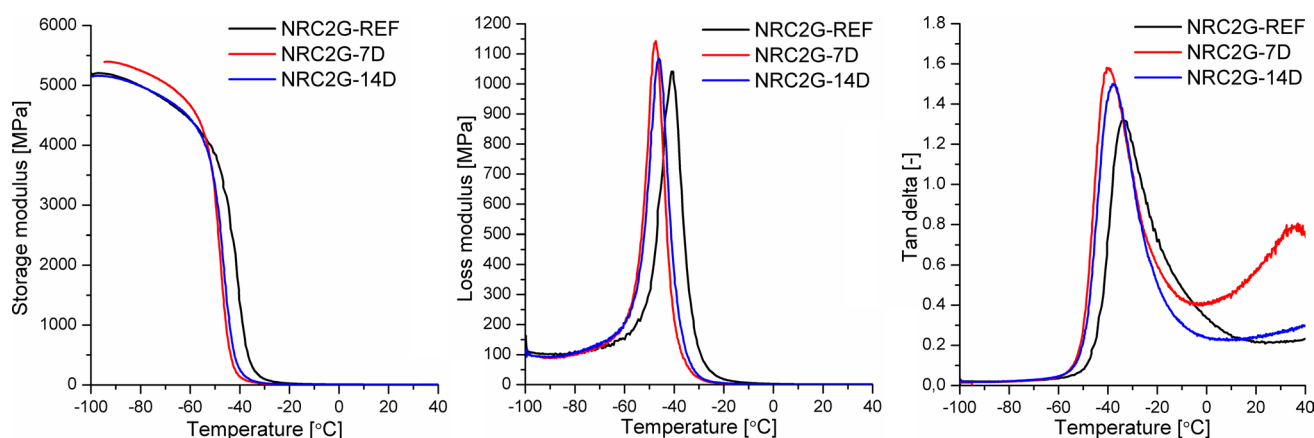
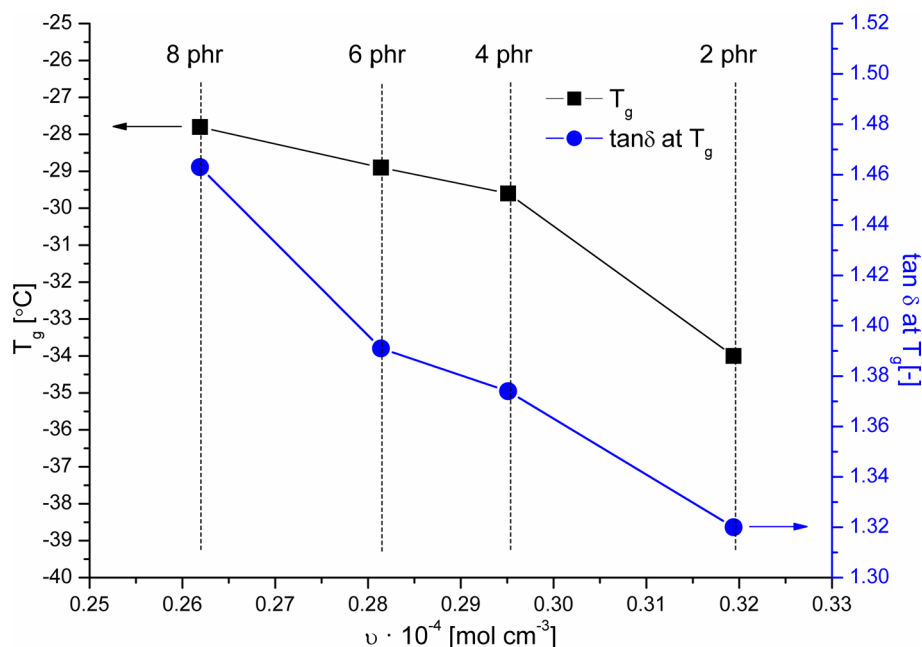


Fig. 10 Storage modulus, loss modulus and tangent delta versus temperature for non-aged and aged natural rubber/carbon black composites prepared using 2 phr of polyurethane glycolysate as a plasticizer (NRC2G)

obtained for materials aged for shorter time, which is probably connected with slightly lower increasing of cross-link density during another 7 days of accelerated thermal aging. The lowering rate of cross-link density increasing suggest that the cross-link density is near the critical value, so materials have quite similar properties.

The decreasing of E'_{\max} , E''_{\max} and $\tan \delta_{\max}$ was observed only for the material NRC2G subjected to the accelerated thermal aging for 14 days. Probably after 7 day of aging the cross-link density reach the critical value, so further increasing of this parameter was impossible. As a result the degradation of rubber network occurs (e.g. chain-scission), which is confirmed by decreasing of cross-link density (Table 4).

The selected mechanical properties (i.e. tensile properties and hardness) for obtained natural rubber-based composites

are summarized in Table 5. Generally, tensile strength, elongation and elongation at break decreasing with increasing amount of plasticizer and increasing time of aging. The higher values of tensile strength were observed for the materials obtained using naphthenic oil as a plasticizer, while the higher values of elongation at break were observed for the vulcanizates obtained from rubber compounds plasticized using polyurethane glycolysate. This trend is connected with the cross-link density of materials, which was higher in the case of NRCO vulcanizates. The higher stability of mechanical properties during accelerated thermal aging was observed for NRCG vulcanizates. The obtained results also suggest that due to presence of urethane groups in the chemical structure of glycolysate chains they can act as antidegradants. The improved stability of NRCG vulcanizates can be also assigned to the

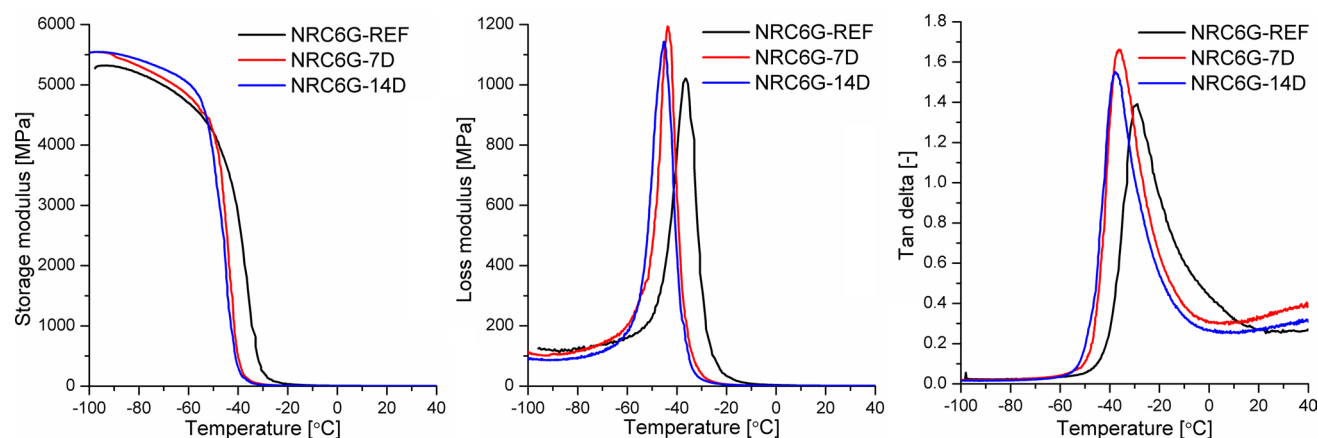


Fig. 11 Storage modulus, loss modulus and tangent delta versus temperature for non-aged and aged natural rubber/carbon black composites prepared using 6 phr of polyurethane glycolysate as a plasticizer (NRC6G)

Table 4 Parameters determined from the dynamic mechanical thermal analysis for the natural rubber/carbon black composites prepared using polyurethane glycolysate as a plasticizer

Sample code	Aging time [days]	E'_{\max} [MPa]	E''_{\max} [MPa]	$T_{E''_{\max}}$ [°C]	T_g [°C]	$\tan \delta$ at T_g [-]	
NRC2G	0	5203	1042	-41.0	-34.0	1.320	
	7	5397	1143	-47.4	-40.5	1.580	
	14	5160	1084	-46.3	-38.0	1.500	
NRC4G	0	5256	1047	-38.0	-29.6	1.374	
	NRC6G	0	5322	1020	-36.5	-28.9	1.391
		7	5546	1194	-43.8	-36.2	1.662
	14	5547	1143	-45.3	-38.0	1.551	
NRC8G	0	5881	1284	-36.9	-27.8	1.463	

formation of interpenetrating polymer networks (which can be also attributed to the increasing of storage modulus at lower temperatures in the DMTA results) between the rubber and polyurethane glycolysate. Only in the case of NRC2G materials the decreasing of mechanical properties was significant, which can be connected with the fact that cross-link density of this material reach maximum value in shorter time than in other materials from this group, so the degradation of rubber network (by e.g. chain-scission) dominating over the post-curing effect of vulcanizates. Modulus at 100, 200 and 300%, and hardness decreasing with increasing amount of plasticizer, while increasing time of aging resulted in increasing of mentioned parameters. It is resulted from decreasing of cross-link density with increasing amount of plasticizer (decreasing of material stiffness), and increasing of this parameter during accelerated thermal aging (post-curing effect).

Conclusions

In the presented work polyurethane glycolysate (obtained by glycolysis of polyurethane foam using 1,4-butane-diol) was proposed as a new plasticizer for the preparation of natural rubber-based composites. The influence of obtained chemical recycling product on the selected properties of rubber mixtures and composites was investigated and compared with commercial plasticizer (naphthenic oil). It was found that proposed plasticizer acts also as a vulcanization accelerator (decreasing of curing rate index). The optimal content of polyurethane glycolysate during the preparation of natural rubber/carbon black composites is in the range from 4 to 6 parts per 100 parts of natural rubber. The mechanical properties (like hardness

Table 5 Selected mechanical properties (tensile properties and hardness) of natural rubber/carbon black composites obtained using different types and amount of plasticizers versus time of aging

Sample code	Aging time [days]	TS _b [MPa]	ε _b [%]	M100 [MPa]	M200 [MPa]	M300 [MPa]	H [°Sh A]
NRC2O	0	19.0±0.5	426.6±8.8	2.4±0.1	6.2±0.1	11.5±0.2	59.0±0.1
	7	16.0±0.9	320.4±35.1	3.3±0.2	9.4±0.3	15.1±0.3	59.3±0.9
	14	15.2±0.8	292.1±27.4	3.4±0.2	9.4±0.2	–	61.1±0.7
NRC4O	0	20.9±0.9	465.5±16.5	2.3±0.1	5.9±0.1	10.8±0.1	58.2±0.3
	7	17.3±1.6	373.0±19.2	3.3±0.4	9.3±0.8	11.6±1.0	60.9±0.1
	14	12.4±0.4	268.7±12.7	3.1±0.1	8.3±0.2	–	61.1±0.6
NRC6O	0	17.2±0.3	402.5±8.4	2.2±0.2	5.9±0.5	11.4±0.3	56.2±0.1
	7	10.5±0.5	257.5±12.6	2.6±0.1	7.4±0.1	–	57.1±0.1
	14	9.5±0.5	215.5±7.0	3.0±0.1	8.4±0.2	–	59.4±0.4
NRC8O	0	14.7±0.7	388.2±5.8	1.9±0.1	5.1±0.1	11.5±0.5	54.0±0.2
	7	11.5±1.0	295.2±15.9	2.3±0.1	6.3±0.1	–	56.2±0.3
	14	4.5±0.2	143.1±1.4	2.8±0.1	–	–	58.7±0.6
NRC2G	0	16.6±0.8	442.0±3.8	2.4±0.1	5.5±0.2	9.3±0.3	60.8±0.3
	7	11.6±0.1	279.8±3.8	3.2±0.1	7.9±0.1	–	61.2±0.4
	14	6.6±0.5	171.1±1.5	3.4±0.1	–	–	62.4±0.2
NRC4G	0	16.4±0.7	451.9±10.6	2.5±0.1	5.8±0.2	9.5±0.3	59.0±0.1
	7	14.1±0.6	414.6±12.2	2.7±0.1	6.2±0.2	9.9±0.4	61.1±0.3
	14	13.4±0.1	348.4±2.3	3.0±0.1	7.2±0.1	11.5±0.4	62.0±0.8
NRC6G	0	16.2±0.9	467.7±2.9	2.0±0.1	4.6±0.2	7.7±0.3	57.2±0.3
	7	15.2±1.3	405.0±10.6	2.7±0.1	6.3±0.2	10.2±0.3	58.9±0.5
	14	13.8±0.1	371.5±3.2	2.9±0.1	6.8±0.3	10.9±0.4	59.5±0.3
NRC8G	0	15.0±0.5	455.3±12.0	2.0±0.1	4.4±0.1	7.3±0.1	55.9±0.3
	7	14.6±0.6	396.5±13.5	2.8±0.1	6.1±0.2	9.9±0.1	59.8±0.3
	14	14.1±0.8	384.4±14.8	2.9±0.1	6.5±0.1	10.3±0.1	61.1±0.5

and tensile strength) after accelerated thermal aging (70 °C, air, 7 and 14 days) of NR/carbon black composites obtained using glycolysate are higher than in case of similar vulcanizates prepared using naphthenic oil as a plasticizer. It can be resulted from the fact that the urethane groups presented in the glycolysate chains can act as an antidegradant during the accelerated thermal aging in air atmosphere (thermo-oxidative aging). Moreover introduction of polar substance, like polyurethane glycolysate, is connected with the formation of hydrogen bonds (between the chains of glycolysates) and interpenetrating polymer networks between the rubber and glycolysate chains. The use of polyurethane glycolysate as a plasticizer for natural rubber is one of possible way for polyurethane waste recycling. It is beneficial from the environmental point of view due to reduce of polyurethane waste amount in the landfill. The presented results shows that a polyurethane glycolysate can be competitive plasticizer for the preparation of natural rubber/carbon black composites.

Open Access This article is distributed under the terms of the Creative Commons Attribution 4.0 International License (<http://creativecommons.org/licenses/by/4.0/>), which permits unrestricted use, distribution, and reproduction in any medium, provided you give appropriate credit to the original author(s) and the source, provide a link to the Creative Commons license, and indicate if changes were made.

Reference

1. De SK, White JR (eds) (2001) Rubber technologist's handbook. Smithers Rapra Press, Shropshire
2. Dick JS, Annicelli RA, Baddorf C, Baranwal K, Cable CJ (2009) Rubber technology: compounding and testing for performance. Hanser Publishing, Cincinnati
3. Oh J, Yoo YH, Yoo IS, Huh YI, Chaki TK, Nah C (2014) Effect of plasticizer and curing system on freezing resistance of rubbers. *J Appl Polym Sci* 39795:1–8
4. John MJ, Varughese KT, Thomas S (2008) Green composites from natural fibers and natural rubber: effect of fiber ratio on mechanical and swelling characteristics. *J Nat Fibers* 5:47–60

5. Manaila E, Stelescu MD, Doroftei F (2015) Polymeric composites based on natural rubber and hemp fibers. *Iran Polym J* 24:135–148
6. Khalaf AI, Helaly FM, El-Sawy SM (2014) Effect of chitosan derivatives as rubber antioxidants for increasing durability. *Res Chem Intermed* 40:1383–1401
7. Komethi M, Othman N, Ismail H, Sasidharan S (2012) Comparative study on natural antioxidant as an aging retardant for natural rubber vulcanizates. *J Appl Polym Sci* 124:1490–1500
8. Pellizzari B, Dohan JM, Bacchelli F (2017) Sustainability in the rubber industry through bio-refinery plasticizers. *Elastomery* 21:159–166
9. Wang Z, Peng Y, Zhang L, Zhao Y, Vyzhimov R, Tan T, Fong H (2016) Investigation of palm oil as green plasticizer on the processing and mechanical properties of ethylene propylene diene monomer rubber. *Ind Eng Chem Res* 55:2784–2789
10. Alexander M, Thachil ET (2006) A comparative study of cardanol and aromatic oil as plasticizers for carbon black filled natural rubber. *J Appl Polym Sci* 102:4835–4841
11. Bocqué M, Voirin C, Lapinte V, Caillol S, Robin J (2016) Petro-based and bio-based plasticizers: chemical structures to plasticizing properties. *J Polym Sci A* 54:11–33
12. Mekonnen T, Mussonea P, Khalilb H, Bressler D (2013) Progress in bio-based plastics and plasticizing modifications. *J Mater Chem A* 1:13379–13398
13. Vieira MGA, da Silva MA, dos Santos LO, Beppu MM (2011) Natural-based plasticizers and biopolymer films: a review. *Eur Polym J* 47:254–263
14. Asghari MH, Saeidnia S, Abdollahi M (2015) A review on the biochemical and molecular mechanisms of phthalate-induced toxicity in various organs with a focus on the reproductive system. *Int J Pharmacol* 11:95–105
15. Jia P, Zhang M, Hu L, Feng G, Bo C, Zhou Y (2015) Synthesis and application of environmental castor oil based polyol ester plasticizers for poly(vinyl chloride). *ACS Sustain Chem Eng* 3:2187–2193
16. Chen J, Li K, Wang Y, Huang J, Nie X, Jiang J (2017) Synthesis and properties of a novel environmental epoxidized glycidyl ester of ricinoleic acetic ester plasticizer for poly(vinyl chloride). *Polymers* 9:640
17. Liu T, Jiang P, Liu H, Li M, Dong Y, Wang R, Wang Y (2017) Performance testing of a green plasticizer based on lactic acid for PVC. *Polym Test* 61:205–213
18. Datta J, Włoch M (2017) Recycling of polyurethanes. In: Thomas S, Datta J, Reghunathan A, Haponiuk J (eds) *Polyurethane polymers: blends and interpenetrating polymer networks*. Elsevier, Amsterdam, pp 323–358
19. Simon D, Borreguero AM, de Lucas A, Gutierrez C, Rodriguez JF (2015) Sustainable polyurethanes: chemical. Recycling to get it. In: Jiménez E, Cabañas B, Lefebvre G (eds) *Environmental chemistry of pollutants and wastes*. Springer, Berlin, pp 229–260
20. Datta J (2010) Synthesis and investigation of glycolysates and obtained polyurethane elastomers. *J Elastom Plast* 42:117–127
21. Włoch M, Kasprzyk P, Błażek K, Datta J (2017) Mechanical and thermo-mechanical properties of natural rubber composites filled with submicron- and nano-sized silica particles and prepared using glycolysate as a plasticizer. *Elastomery* 21:75–81
22. Datta J, Parcheta P, Surówka J (2017) Softwood-lignin/natural rubber composites containing novel plasticizing agent: preparation and characterization. *Ind Crops Prod* 95:675–685
23. Datta J, Parcheta P (2017) A comparative study on selective properties of Kraft lignin–natural rubber composites containing different plasticizers. *Iran Polym J* 26:453–466
24. Datta J, Kosiorek P, Włoch M (2016) Effect of high loading of titanium dioxide particles on the morphology and selected properties of natural rubber-based composites. *Iran Polym J* 25:1021–1035
25. Ismail H, Ruhaizat TA (2006) Concentration effect of palm oil fatty acid on curing characteristics and mechanical properties of carbon black filled natural rubber compounds. *Int J Polym Mater* 38:249–261
26. Nabil H, Ismail H, Azura AR (2015) Optimization of accelerators on curing characteristics, tensile, and dynamic mechanical properties of (natural rubber)/(recycled ethylene-propylene-diene-monomer) blends. *J Vinyl Addit Technol* 21:79–88
27. Formela K, Wąsowicz D, Formela M, Hejna A, Haponiuk J (2015) Curing characteristics, mechanical and thermal properties of reclaimed ground tire rubber cured with various vulcanizing systems. *Iran Polym J* 24:289–297
28. Nakayama K, Ino T, Matsubara I (1969) Infrared spectra and structure of polyurethane elastomers from polytetrahydrofuran, diphenylmethane-4,4'-diisocyanate, and ethylenediamine. *J Macromol Sci Chem A* 3:1005–1020
29. Kopczyńska P, Datta J (2016) Single-phase product obtained via crude glycerine depolymerisation of polyurethane elastomer: structure characterisation and rheological behaviour. *Polym Int* 65:946–954
30. Musto P, Larobina D, Cotugno S, Straffi P, Di Florio G, Mensitieri G (2013) Confocal Raman imaging, FTIR spectroscopy and kinetic modelling of the zinc oxide/stearic acid reaction in a vulcanizing rubber. *Polymer* 54:685–693
31. Basak GC, Bandyopadhyay A, Bharadwaj YK, Sabharwal S, Bhowmick AK (2010) Characterization of EPDM vulcanizates modified with gamma irradiation and trichloroisocyanuric acid and their adhesion behavior with natural rubber. *J Adhes* 86:306–334
32. Rolere S, Liengprayoon S, Vaysse L, Sainte-Beuve J, Bonfils F (2015) Investigating natural rubber composition with Fourier transform infrared (FT-IR) spectroscopy: a rapid and non-destructive method to determine both protein and lipid contents simultaneously. *Polym Test* 43:83–93
33. Li GY, Koenig JL (2003) FTIR imaging of oxidation of polyisoprene 2. The role of N-phenyl-N'-dimethyl-butyl-p-phenylenediamine antioxidant. *Polym Degrad Stab* 81:377–385
34. Li GY, Koenig JL (2005) A review of rubber oxidation. *Rubber Chem Technol* 78:355–390
35. Narathichat M, Sahakaro K, Nakason C (2010) Assessment degradation of natural rubber by moving die processability test and FTIR spectroscopy. *J App Polym Sci* 115:1702–1709
36. Heiner J, Stenberg B, Persson M (2003) Crosslinking of siloxane elastomers. *Polym Test* 22:253–257
37. Pimolsiriphol V, Saeoui P, Sirisinha C (2007) Relationship among thermal ageing degradation, dynamic properties, cure systems, and antioxidants in natural rubber vulcanizates. *Polym Plast Technol Eng* 46:113–121

Publisher's Note Springer Nature remains neutral with regard to jurisdictional claims in published maps and institutional affiliations.