

1 This material may be downloaded for personal use only. Any other use requires prior
2 permission of the American Society of Civil Engineers. This material may be found at
3 <https://ascelibrary.org/doi/10.1061/%28ASCE%29GT.1943-5606.0002411>
4

5 Postprint of: Bałachowski L., Discussion of “CPT Evaluation of Yield Stress Profiles in Soils”
6 by Shehab S. Agaiby and Paul W. Mayne, JOURNAL OF GEOTECHNICAL AND
7 GEOENVIRONMENTAL ENGINEERING, Vol. 146, iss. 12 (2020), 07020022,
8 [https://doi.org/10.1061/\(ASCE\)GT.1943-5606.0002411](https://doi.org/10.1061/(ASCE)GT.1943-5606.0002411)
9

10 11 **Discussion of “CPT evaluation of yield stress profiles in soils”**

12 **by Shehab S. Agaiby and Paul W. Mayne**

13
14 **Lech Bałachowski, Ph.D, DSc., Associate Professor**

15 Gdańsk University of Technology, Faculty of Civil and Environmental Engineering,

16 G. Narutowicza 11/12, 80-233 Gdańsk, Poland, e-mail: lech.balachowski@pg.edu.pl
17

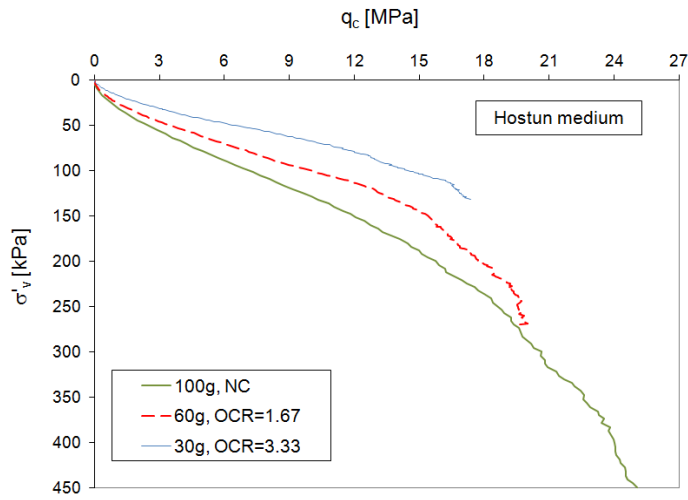
18 The Authors presented a comprehensive approach concerning the estimation of yield stress
19 profile in different soils. They considered a large database including worldwide well-
20 documented test sites and calibration chamber tests. I would like to focus the discussion on the
21 evaluation of OCR ratio in sands in the continuous mini-cone penetration using the results of
22 centrifuge tests. Physical modelling in centrifuge permits to perform some parametric studies
23 including the effect of soil overconsolidation. The aim of this discussion is to verify the
24 correlations for OCR in sands - proposed by the Authors - in case of defined uniform OCR
25 within the soil profile. A series of centrifuge CPT tests (Bałachowski, 1995) was conducted in
26 dense $D_R=0.82$ uniform quartz sand using mini-CPT model ($B=12$ mm). The soil mass with
27 medium Hostun sand ($d_{50}=0.32$ mm) was prepared using sand raining technique. The
28 overconsolidated soil mass was obtained by reducing the centrifuge g-level from 100g to 60g
29 or 30g (with overconsolidation ratio, $OCR=1.67$ or 3.33 , respectively). In this way a uniform
30 OCR ratio was achieved in the soil profile. The mini-cone penetration tests were conducted in

31 normally consolidated sand, i.e. at 100g and in overconsolidated sand after reduction of
32 centrifuge acceleration to 60g (OCR=1.67) and then to 30g (OCR=3.33).

33 The results of cone resistance in Hostun medium sand are shown in Fig. 1. One can notice that
34 at a given vertical stress higher cone resistance is mobilized in overconsolidated soil mass. In
35 case of shallow penetration scheme the normalized cone resistance increases almost linearly
36 with vertical stress (Fig. 2). It can be also noticed that the critical depth increases with OCR
37 ratio. Calibration chamber tests (Jamiolkowski et al. 1985) have shown that under critical depth
38 the cone resistance is proportional to the square root of vertical stress. It was also confirmed in
39 cone penetration tests in centrifuge (Gui et al. 1998, Bolton et al. 1999, Bałachowski, 2007,
40 Salgado, 2014 and Kim et al. 2015).

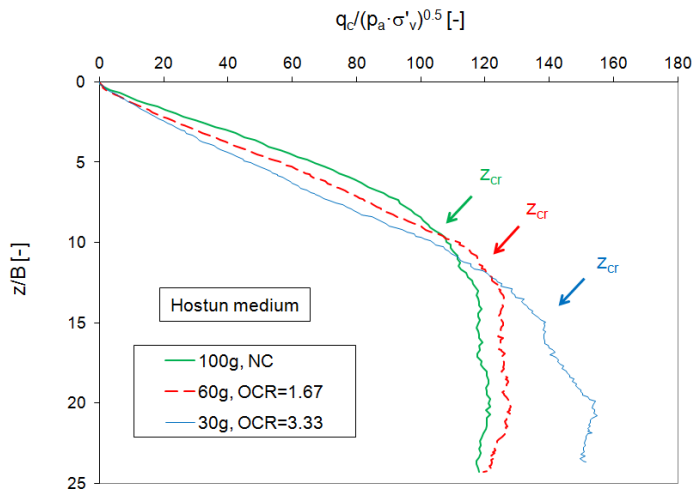
41 The OCR ratio for cone penetration tests (Fig. 3) was calculated using the Eq. 7 proposed by
42 the Authors. In case of shallow penetration mode the calculated OCR values increase with
43 vertical stress and reach the maximum value near the critical depth, and then attenuate with
44 further penetration. The calculated OCR is closer to the simulated value at large penetration
45 depths (vertical stress). It is interesting to note that for normally consolidated sand the
46 calculated OCR values are higher than one and similar shape of calculated OCR profile is
47 observed in normally consolidated and overconsolidated sands. The general observation is that
48 the proposed formula for yield stress (Eq. 7) can be used only in case of deep penetration
49 scheme and seems to overestimate OCR ratio in sands. If the grain size effects is rather
50 negligible (Gui et al. 1998) in the considered tests ($B/d_{50}=37.5$) the geometrical size effects
51 could however influence the results at lower stress level. Further studies including the procedure
52 “modelling of models” will be necessary to study this effect.





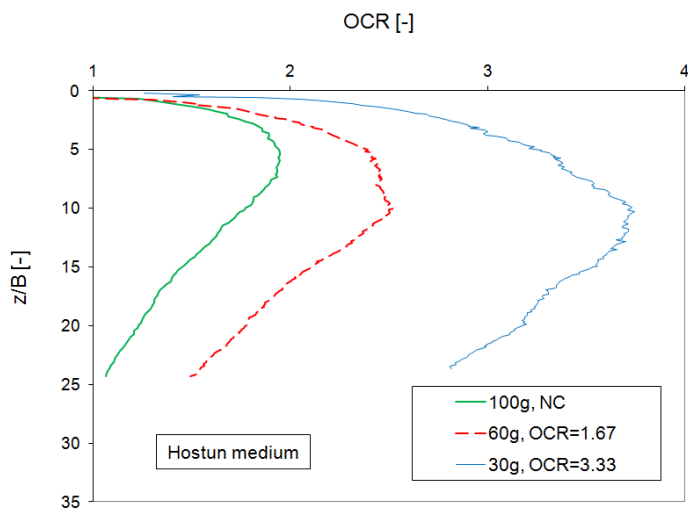
53

54 Fig. 1. Mini-cone penetration tests in Hostun medium sand.



55

56 Fig. 2. Normalized cone resistance vs. normalized penetration depth.



57

58 Fig. 3. OCR ratio derived from mini-cone penetration tests.

59
60
61
62
63
64
65
66
67
68
69
70
71
72
73
74
75
76
77
78
79
80
81

References

- Bałachowski, L. (1995). Différents aspects de la modélisation physique du comportement des pieux: Chambre d'Etalonnage et Centrifugeuse, *Thèse de doctorat*, Institut National Polytechnique de Grenoble, France, 320 pp.
- Bałachowski, L. (2007). "Size effect in centrifuge cone penetration tests." *Archives of Hydro-Engineering and Environmental Mechanics*, Vol. 54, No.3, pp. 161-181.
- Bolton, M. D., Gui, M. W., Garnier, J., Corté, J. F., Bagge, G., Laue, J., and Renzi, R. (1999). "Centrifuge cone penetration tests in sand." *Géotechnique*, 49 (4), pp. 543-552.
- Gui, M. W., Bolton, M. D., Garnier, J., Corté, J. F., Bagge, G., Laue, J., and Renzi, R. (1998). "Guidelines for cone penetration tests in sand." *Proc. Int. Conf. on Centrifuge Modelling (Centrifuge'98)*, Tokyo, Kimura et al. (Ed.), Vol. 1, A.A. Balkema, Rotterdam, Netherlands, pp. 155-160.
- Jamiolkowski, M., Ladd, C. C., Germaine, J. T., and Lancellotta, R. (1985). "New developments in field and laboratory testing of soils." *Proc., XI ICSMFE*, Vol. 1, A.A. Balkema, Rotterdam, Netherlands, 57-153.
- Kim, J. H., Choo, Y. W., Kim, D. J., and Kim, D. S. (2015). „Miniature cone tip resistance on sand in a centrifuge." *J. Geotech. Geoenviron. Eng.*, 142 (3), 10.1061/(ASCE)GT.1943-5606.0001425.
- Salgado, R. (2014). "Experimental research on cone penetration resistance." In *Proc., Geo-Congress 2014 Keynote Lectures*, 140-163. Reston, VA:ASCE.

