



Contributor Metadata Approval Sheet/ Contributor Contract/Proof

Dear Contributor(s),

Thank you for publishing with us! Please find enclosed your contributor proof. In order for your contribution to be published, it is essential to fill out the enclosed metadata form and then confirm the *Contributor Contract* by placing check marks and data in the marked places. Any special written agreements with us stay valid beyond that.

Finally, please correct the proof of your contribution.

Thank you for your cooperation!

De Gruyter

Appendices

- Title page of the *Contributor Contract*
- Contributor Metadata Form
- General Terms and Conditions for Contributor Contract
- Proof

CONTRIBUTOR CONTRACT

Between

De Gruyter

and

Corresponding Contributor
Roberto Castro-Muñoz

Regarding

Chapter Title:

Pervaporation in food processing

Chapter DOI:

10.1515/9783110742992-009

Book Title:

Membrane Systems in the Food Production

Creative-Commons- License:

a Contributor Contract has been concluded. Details regarding the Contributor Contract are specified in the attached General Terms and Conditions for Contributor Contract.

Contributor Metadata Approval Sheet

Book title: Membrane Systems in the Food Production

Chapter DOI: 10.1515/9783110742992-009

Chapter title: Pervaporation in food processing

Please check the metadata in the second column carefully and update/add information in the third column. Even if you have already submitted this information to the publisher.

Contributor 1

Corresponding address according to available information	To be changed
Salutation* (Mr/Ms/other)	
Title*	
Surname*	Castro-Muñoz
First Name*	Roberto
E-Mail*	
Corresponding Author* (yes/no)	yes

The given address is a(n) affiliation. private address.
(For private address omit Institution and Department!)

Institution	Gdansk University of Technology	
Department	Faculty of Chemistry, Department of Process Engineering and Chemical Technology	
Number*		
Street*		
ZIP Code*		
City*	Gdansk	
State		
Country*	Poland	

*required

The data from this form will **only** be used to enable internal processes! This includes sending a notification via e-mail as soon as your contribution is published on the De Gruyter website. You can then download a PDF for personal use using the registration information provided therein. If free copies are part of the agreement with De Gruyter, the postal address listed here will be used to send the copies.

Contributor Metadata Approval Sheet

Book title: Membrane Systems in the Food Production

Chapter DOI: 10.1515/9783110742992-009

Chapter title: Pervaporation in food processing

Please check the metadata in the second column carefully and update/add information in the third column. Even if you have already submitted this information to the publisher.

Contributor 2

Corresponding address according to available information	To be changed
Salutation* (Mr/Ms/other)	
Title*	
Surname*	Boczkaj
First Name*	Grzegorz
E-Mail*	
Corresponding Author* (yes/no)	no

The given address is a(n) affiliation. private address.
 (For private address omit Institution and Department!)

Institution	Gdansk University of Technology	
Department	Faculty of Chemistry, Department of Process Engineering and Chemical Technology	
Number*		
Street*		
ZIP Code*		
City*	Gdansk	
State		
Country*	Poland	

*required

The data from this form will **only** be used to enable internal processes! This includes sending a notification via e-mail as soon as your contribution is published on the De Gruyter website. You can then download a PDF for personal use using the registration information provided therein. If free copies are part of the agreement with De Gruyter, the postal address listed here will be used to send the copies.



Checked and confirmed:

Contributor Metadata and Contributor Contract

Date _____

(By inserting the check mark you confirm the conclusion of the Contributor Contract for your contribution. In case of technical problems with the check mark, you can agree to the contract by typing “Confirmed” in the date field, e.g.: “Confirmed, 17.4.2020”.)

GENERAL TERMS AND CONDITIONS FOR CONTRIBUTOR CONTRACT

These General Terms and Conditions are an integral part of your Contributor Contract. The individual details of your agreement with us can be found on the sheet titled *Contributor Contract*.

Our goal as a publisher is to be a competent partner to our contributors and to facilitate the quality, reach, reputation, and validity of their work. In order to do so, both parties must commit to a set of rules as follows:

1 Definitions

You: You as the Contributor of the Work. When there is more than one Contributor, the term “You” shall apply collectively and the provisions set out in these terms and conditions apply equally to all Contributors.

We: the Walter De Gruyter GmbH Publisher named in your *Contributor Contract*.

Work: the content to be published as printed and electronic edition.

Contributor Contract: the actual agreement, which is issued to you as a cover page to these terms and conditions.

2 Your Rights and Obligations

- 2.1 **Grant of Rights:** As a publisher, we take copyright very seriously. We must make sure that we have the right to use all parts of your Work. You warrant that you own the manuscript, and that you are free to assign the rights without restriction and have acquired the rights to any content as necessary. This applies to all parts, including any illustrations, indices, tables, textual excerpts, multimedia components, etc. Further, you warrant that you have not assigned any rights that would conflict with the rights granted to us in this contract. You guarantee that your work, including all parts, does not infringe on any rights such as copyrights, performing rights, trademarks, rights of privacy, or other third-party rights. You agree to reimburse us for any costs or liabilities resulting from a breach of these warranties.
- 2.2 **Publication Elsewhere:** In order to support the marketing strategy for your Work, you agree not to publish the Work (or a substantially equivalent work) or make it otherwise available to the public without first obtaining our written consent.
- 2.3 **Repository Policy:** You are free to self-archive up to 10% of the Work (with the exception of textbooks and databases) on your own website or in the repository of your university or institution. In addition, you may place a link to the product page of your Work on our website www.degruyter.com in public repositories that allow a redirect. You can find a complete list in the Rights and Licenses section of our website.
- 2.4 **VG Wort:** As the laws regarding the German collecting society VG Wort are subject to frequent change, we include here a translation of the recommended wording for contributor agreements provided by the German Publishers and Booksellers Association on exercising your rights through VG Wort. In the following paragraphs, you assign to us the right to exercise our rights with VG Wort. In order for you to profit from the copyright-holder share of the VG Wort distribution, you must sign an agreement directly with VG Wort as well as register your Work upon publication. You may then decide if you would like to let us, as a publisher, participate in the distribution of those proceeds as well. We will provide more detailed information in a separate communication when your Work is published. We retain the right to make changes to the following paragraphs as a result of court rulings or changes to the law.

The Author grants to the Publisher, for the duration of the contract, all usage rights that may be exercised at collecting societies such as VG Wort and VG Bild-Kunst according to their contractual stipulations. The granting of these rights serves the purpose of registration at the collection societies for mutual exercising of rights. The proceeds from the exercising of rights are distributed by the collecting societies according to §27 Abs. 2 VGG and according to the shares defined in their distribution plan, and are distributed directly to copyright holders and publishers. The Author agrees that he or she must conclude an agreement directly with the collecting society in order to receive the (copyright-holder) share of the distribution.

With regard to the statutory reimbursement claims stated in §63a Satz 1 UrhG, the following applies if the Author is registered to exercise rights through the VG Wort: the Author can, according to §27a VGG, either upon registration or at a later time following publication, grant consent at the collecting society for the Publisher to participate in the proceeds from the statutory reimbursement claims. The amount of the publisher share is based on the current distribution plan of the individual collecting society. If the Author is not registered to exercise rights, the Publisher can receive a share of the distribution from collecting societies (publisher share) for the statutory reimbursement claims stated in §63a Sentence 1 UrhG only in the case that the Author has transferred these claims to the Publisher after the publication of the work.

3 Grant of Rights

- 3.1 **Rights of Use:** You assign to us, for the purpose of ensuring the optimal distribution and availability of your work the right:
 - a) To reproduce, distribute, and make available your Work in printed form including as print-on-demand;
 - b) To produce machine-readable forms of your Work (including digitization) and to store it electronically in all storage media, including in our own databases and those of third parties, such as Amazon or Google;
 - c) To make your Work available in part with “look inside” functionality, for example on Amazon or Google;

- d) To reproduce and make available your Work in electronic form, particularly as eBook, database, and/or other forms of electronic media and within the scope of internet services or other online uses or in interactive multimedia production;
 - e) To make your Work available in public or closed user groups at the location and time of their choice (for example, eBook use in libraries) as well as reproducing it on monitors or other scanners and to be printed by the user as many times as the user wishes, in whole or in part, including as prepublication or in excerpt;
 - f) To reproduce and distribute your Work on any and all data carriers, for example DVD, CD-Rom, flash drive.
- 3.2 **Ancillary Rights:** You also assign to us, for the purpose of optimally exercising the rights to your Work, the right:
 - a) To translate it into other languages and to use the translation;
 - b) To print it in whole or in part as a prepublication and/or as subsequent reprint, including in newspapers and periodicals (for example in reviews);
 - c) To publish it in whole or in part in our other publications or publications of another publisher, including in abridged form;
 - d) To produce or license as a paperback, or as a popular or special or reprint edition;
 - e) To reproduce and distribute it in a collected works edition and in compilations, even after 20 years have elapsed since the first publication of the Work;
 - f) To reproduce and distribute it by all other means, including photocopying, photomechanical reprinting, or as Braille embossing;
 - g) Of rendition, including rights to recitation, performances, and broadcast in radio or television media or internet;
 - h) To transfer it, in full or in part, to sound recordings, image or image-sound recordings as well as the right to their reproduction, distribution, and reproduction to the public;
 - i) To use it in collections for use in church, school, or instructional settings.
 - 3.3 **Extension of Rights:** Unless otherwise specified in the provisions for contributors in the authors section of our website you grant all usage rights and ancillary rights to us as exclusive rights without any restriction as to content or territory for the duration of the copyright. We may exercise these rights but are under no obligation to do so to the extent described here.
 - 3.4 **Unknown Types of Use:** You grant us the exclusive and permanent rights without any restriction as to content and territory for all forms of media of expression now known or that will be developed in the future. The granting of rights extends to the exercising of rights through us or through the granting of these rights to a third party.
 - 3.5 **Transferral to Third Parties:** You grant us the right to transfer all rights listed here to third parties and/or to license the Work to third parties. We require these rights in order to fulfil certain sales models such as online use through aggregators (platforms that curate content for specific usage by customers and give us a share of the proceeds). We naturally require that all licensees provide appropriate attribution to you, the copyright holder.

4 Open Access

In the case that we have mutually agreed to publish your Work as Open Access, the following conditions apply in addition:

- 4.1 You are free to publish your Work according to a Creative Commons license (<https://creativecommons.org>), as of a date agreed upon with us. You choose the appropriate license when discussing the contractual details with us (see Contributor Contract). You have the choice between:
 - a) CC-BY (Attribution)
 - b) CC-BY-NC-ND (Attribution-NonCommercial-NoDerivatives).
- 4.2 We will provide you with the final version of your Work as a PDF file. This is the version that is published Open Access.
- 4.3 We will publish your Work as a freely available eBook on our website under the license you have chosen and which is shown in the *Contributor Contract*.
- 4.4 According to the license stated in 6.1, you are of course free to put the eBook version of your Work on your own homepage, a university or institutional repository, or any website of your choice.

5 Manuscript / Content

- 5.1 **General:**
 - a) We and the editors are authorized to change your Work after prior discussion with you, or to ask you to make changes in order to maintain the consistency of the series, the volume, or the database.
 - b) In addition, to ensure quality of your Work before final acceptance, we are authorized to ask a third party to review the Work. Should revisions be necessary, you will be asked to perform these. Should you be unable or unwilling to do so, we reserve the right to deny acceptance or publication of your Work.
 - c) Our customers and readers are interested in the most precise information possible regarding your Work. Please inform us immediately as soon as you become aware that you will not be able to deliver by the date agreed upon in the *Contributor Contract* or that the manuscript deviates by more than 10% of the length agreed upon.
 - d) If your Work contains an index, you are required to create an index according to our technical specifications. If the publication date is delayed by more than 6 weeks as a result of index preparation, we reserve the right to publish the Work without an index. In the electronic version of the Work, the full-text search replaces the need for a separate index.
 - e) If you cannot adhere to the manuscript length or the submission deadlines agreed upon with you in your *Contributor Contract* (e. g. delayed delivery of the Work), we reserve the right to set a new deadline or to plan a different form of publication. If the second deadline also cannot be kept, we reserve the right to deny publication or to reduce your royalty.

5.2 Manuscript for Typesetting

- a) This option is for manuscripts that will be professionally typeset. You submit the manuscript to be typeset as an electronic file, usually in the format docx, tex, rtf, or indd. Formulas and tables should not be anchored in the manuscript as images. In addition, we require a PDF file or a definitive printout for comparison including reproducible copies of illustrations / high-resolution image files.
- b) After the manuscript has been prepared by our typesetter, we provide you with proofs for corrections. In most cases, you will receive proofs in electronic format as a PDF file or via a web-based online proofing system. We ask for your understanding that we generally provide one set of proofs for correction and a second set of proofs for your approval for printing (imprimatur).
- c) The first set of proofs is provided for you to check the manuscript conversion to typesetting. Please check these proofs carefully for any mistakes (e. g., word breaks) that may have occurred during the process. Kindly note that only minor content corrections can be done at this late stage. If the index entries were not already anchored in the manuscript, we will ask you to do this during the first correction stage.
- d) The second set of proofs is simply to check that any corrections marked in the first proof run have been carried out, and for you to provide your approval for printing (imprimatur), if need be under the condition that final corrections be carried out before the work is printed. We will check these final corrections internally in order to ensure punctual publication of your Work. We retain the right to decide when the manuscript is ready to print from a technical and typographical point of view.
- e) We ask for your cooperation in keeping the number of corrections at a reasonable and necessary level. Changes to the Work after the submission of the final manuscript are very costly. We cover the cost of corrections up to two per printed page, and reserve the right to charge you if changes made beyond that result in excessive costs and/or if these changes require additional print runs. This does not apply if corrections are required due to errors in the typesetting process or due to new academic findings or legal decisions. Writing and Submitting via a Content Management System (CMS)
- f) Particularly in the case of encyclopedias, dictionaries and reference works, which are often published "ahead of print," we may use a so-called Content Management System (CMS), which is individually configured for each Work.
- g) We provide the CMS to you, and we request that you use it to write and submit your Work. You will receive an invitation to the system and all relevant supporting guidelines and documentation.
- h) Reviews by the series or volume editors or in-house editors as well as manuscript revision and corrections are done directly in the CMS. Please follow the style and content guidelines to avoid unnecessary delays.
- i) At the relevant point in the process, you will be contacted to provide your approval for publication of the content (not the form). Please make only those corrections which are absolutely necessary at this time. Changes to content are no longer possible, as they can no longer be reviewed. If you do not respond to the call for approval by the given deadline, approval will be assumed.
- j) We support your work in the CMS with detailed instructions and guidelines, and are personally available if there are problems. Any decisions regarding bug fixes or other technical issues will be made solely by us.

6 Publication Subsidy / Open Access Fee

- 6.1 A publication subsidy may be required for some works to be paid plus VAT if not mutually agreed in the Contributor Contract.
- 6.2 If we have come to a mutual agreement to publish your Work as Open Access, an Open Access fee is generally required.
- 6.3 The payment of the publication subsidy or the Open Access Fee is generally due upon publication of the work. The publication subsidy or the Open Access fee is not subject to reimbursement.
- 6.4 We will be happy to support you in applying for any outside funding by providing any necessary calculations or paperwork, and will fulfil funder requirements.

7 Free Copies

If you provide us with your e-mail address you can download a PDF of your contribution from our website. The number of free print copies is agreed upon in the contract concluded with your editor. You may acquire further non-German copies of your own Work as well as all book titles from the publisher, including eBooks, at a discount of 30% off the retail price. You are also entitled to a discount of 20% off the retail price of individual subscriptions and single issues of journals. You may not sell free copies or copies purchased at a discount.

8 Subsequent Editions, Revised Editions

- 8.1 A number of factors are relevant when considering a subsequent or revised edition, for example, the economic feasibility of the work, as well as the topicality or the accuracy of the scientific findings.
- 8.2 Should you wish to publish a new edition of your Work, please inform us and we will review your suggestion in light of the criteria above.
- 8.3 Should we decide against publishing a new edition of your Work, we will contact you to discuss alternative options.
- 8.4 Should we decide to publish a new edition of your Work, we will communicate to your our decision and negotiate with you a publication plan. You agree to revise the Work according to the current state of the academic discussion and submit it to us for publication.
- 8.5 Should you not be willing or able to perform the revisions yourself, you may suggest a third party to us. We agree not to reject this suggestion without good reason. If you do not wish to make a suggestion, we are authorized to assign the revision to a third party.
- 8.6 In the case of revision by one or more third party/parties, we are entitled but not obligated to continue to use your name in the title of the Work.

9 Reminders

Because our warehouse capacities are limited, we regularly check if our printed stock can be reduced. Through digitisation and print-on-demand, we can keep the majority of our titles available and in print without keeping physical stock on hand. We reserve the right to pulp or sell any remaining stock at a reduced price.

10 Legal Succession

- 10.1 The legal situation must be defined in case of succession. Our obligations and duties according to the Contributor Contract will transfer for your heirs in full, with the exception of paragraph 11.
- 10.2 In the event of death before the first edition of the Work is completed, we are entitled to withdraw from this agreement with no claims from your heirs. We may take over the partial manuscript and have it completed by a third party, taking your personal rights into account.

11 Termination

- 11.1 We are entitled to terminate the Contributor Contract in writing with immediate effect if our cooperation on the Work cannot be completed as planned, e. g. if you are unwilling or unable to complete the Work. If we have made substantial investments at the time of termination, all rights assigned remain with us. We reserve the right to reclaim any payments already made to you.
- 11.2 You are also entitled to terminate the agreement in writing with immediate effect, e. g. if we are liquidated. In this case, all rights revert back to you.
- 11.3 In the case of termination, we retain the right to continue to distribute any copies of the Work that have already been produced. We may continue to make the electronic version of your Work available on our platform in order to fulfil obligations to customers who have purchased those versions.
- 11.4 If your Work is published as part of a series or as a contribution to a volume or database, we are entitled to terminate the Contributor Contract with immediate effect if the contract with the editor expires or is terminated, or if the series or database has been terminated. In this case, we will do our utmost to publish your Work as a stand-alone volume or to include it in another series.
- 11.5 You agree to forgo your extraordinary termination option according to German law for the non-publication of a contribution in a periodical, e. g. yearbook (§45 Para. 1 Verlagsgesetz).

12 Data Protection

We are committed to the responsible handling and processing of the personal data we collect from you. Details can be found in our data protection policy for authors and editors on our website (<https://www.degruyter.com/dg/page/privacy/datenschutzkrkung>). A printed copy will be provided to you upon request.

13 General Provisions

- 13.1 Unless otherwise agreed upon, all provisions of this agreement are valid and binding for both your legal successors as well as our legal successors.
- 13.2 Revisions and amendments to the agreement must be made in writing. Oral agreements and declarations have not been made.
- 13.3 Should individual provisions of this agreement become invalid or unenforceable, this shall not affect the validity of the remaining provisions. You and we are bound to replace the invalid provision with a valid one that corresponds to the purpose and meaning of the invalid one. The same shall be applicable to any gaps in this agreement.
- 13.4 The laws of the Federal Republic of Germany apply to this agreement, particularly the German Civil Code, German Copyright Law, and German Publishing Law.
- 13.5 Place of fulfilment and jurisdiction is the location of our headquarters in Berlin, Germany, to the extent legally possible.

Version last revised: 18.10.2019

Roberto Castro-Muñoz, Grzegorz Boczkaj

Chapter 9

Pervaporation in food processing

9.1 Introduction

Over the last years, there is a challenging need in finding and developing new suitable technologies for food processing. This need relies on implementing more efficient manufacture protocols, high quality food products together with less elaboration/processing times and costs [1, 2]. Therefore, several technologies are being developed to create new alternative processes for the processing and formulation of diverse food systems. When dealing with the manufacture of foods, the proposed methods should minimally interact with the specific food ingredients and molecules contained in the products [3, 4], such as bioactive, nutraceutical, and functional compounds. Among all these biomolecules, specific targeted molecules present high added value, such as aromas, essentials, and alcohols, among others, due to their importance on the applicability and functionality within the biological processes as well as the physicochemical qualities of the products [5], the latest playing an important role in customer's attention. For example, aromas, essentials, and fragrances influence customers' positive emotions in terms of attributes, perception, and thus driving food acceptance [6]. Such food ingredients are normally recognized as volatile compounds which are naturally present in a wide variety of fruits and vegetables, being part of the entire plant organs [7]. Aromas, essentials, and fragrances are categorized and formed by esters, aldehydes, ketones, alcohols, lactones, terpenoids, and carotenoid-based derivatives [8, 9]. Such solutes display excellent stability in the original food system (e.g., fruits and vegetables) since they are linked to sugars in the way of glycosides [10, 11], that is, bound volatile molecules or glycosylated aroma molecules, and hence they do not release any aroma. Therefore, their extraction from the natural source requires physical extraction protocols (e.g., temperature), chemical agents (e.g., acidification), and biochemical methods (e.g., enzymes), which are identified as the most effective [5]. Once aromas are released by glycoside hydrolysis, aromas are present in their volatile form, resulting in a challenging recovery due to their low thermal stability, reactivity, and volatility. Herein, pervaporation (PV) has become a promising way to recover and selectively separate

Roberto Castro-Muñoz, Tecnológico de Monterrey, Campus Toluca. Avenida Eduardo Monroy Cárdenas 2000 San Antonio Buenavista, 50110 Toluca de Lerdo, Mexico, e-mail: food.biotechnology88@gmail.com; castromr@tec.mx; Faculty of Chemistry, Department of Process Engineering and Chemical Technology, Gdansk University of Technology, 11/12 Narutowicza St., 80-233, Gdansk, Poland

Grzegorz Boczkaj, Faculty of Chemistry, Department of Process Engineering and Chemical Technology, Gdansk University of Technology, 11/12 Narutowicza St., 80-233, Gdansk, Poland

<https://doi.org/10.1515/9783110742992-009>



from the original source since this technology needs the membrane as the unique barrier of separation together with a driving force (i.e., vacuum pressure) [12, 13]. PV has seen its wide implementation in other fields of chemical engineering, such as purification of solvents [14], improving the conversion of chemical reactants in chemical and biochemical reactions [15, 16], salt removal for seawater desalination [17], and process intensification [18]. In theory, PV partially vaporizes the components in the complex mixture, which are preferentially separated based on their infinity [19]. **Apart from the membrane-solute affinity, diffusivity, and solubility properties of the target molecule across the membrane are also fundamental for the mass transport** [16].

AU: Please check the sentence "Apart from the membrane-solute affinity, diffusivity, and solubility . . . membrane are also fundamental for the mass transport" for clarity.

Very recently, the research community has documented that PV meets the requirements for the recovery of aromas [8]. Besides this, the author has highlighted two relevant insights: (i) PV can efficiently extract more than 70 different types of aroma solutes, and (ii) specific organophilic/hydrophobic membranes, such as polydimethylsiloxane (PDMS), polyether block amide (PEBA), and poly(octylmethylsiloxane) (POMS), offer the best yield in recovering such volatile molecules from agro-food systems. Therefore, the purpose of this chapter is to introduce the reported cases of study at extracting aromas from food systems and their derivatives, paying attention to the type of source and the membrane concept used for the successful separation. Nonetheless, PV usage is not only limited to the separation of aromatic-base solutes, it has been reported that this technique is also able to separate organic compounds at diluted concentration in aqueous systems [20]. This permits to extend the application of the technique into defined food manufacturing processes, for example, the production of nonalcoholic drinks. Thus, this chapter also reveals the current evidence in removing ethanol from traditional alcoholic beverages, aimed at producing alcoholic-free drinks.

9.2 Pervaporation in aroma separation

As it is well known, aromas, flavors, essentials, and fragrances are particularly important within the beverage and food industries since it is the first contact for the consumer's acceptance, together with the physical aspect of the food. Such acceptance is inherently a consequence of multiple biochemical reactions in the human being, as illustrated in **Figure 9.1**. However, the interest of these high value-added solutes not only deals with food processing but also in other commercialized products, such as cosmetic and pharmaceutical, which definitely need an enrichment of aroma compounds.

Most of the aromas are low-molecular-weight molecules, which may present either cyclic or linear structure with reactive functional groups [22]. **Table 9.1** enlists some of the typical aromas contained in food systems. Since these molecules are generally organic compounds, they can be recovered by PV membranes, especially hydrophobic or organophilic, which facilitate the transport of organics and less polar compounds [23],



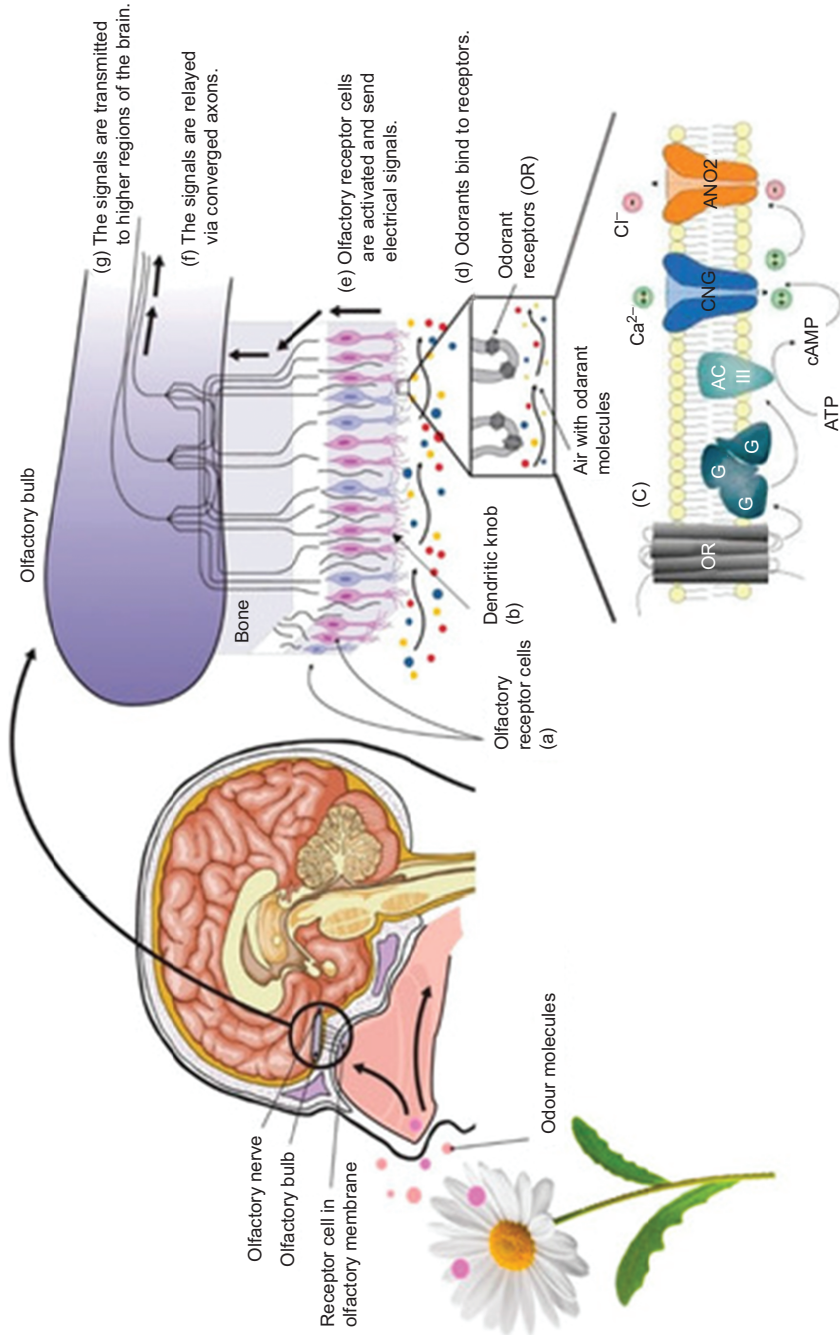


Figure 9.1: Schematic illustration of olfactory transduction mechanism [21].

Table 9.1: Typical aroma solutes present in agro-food systems.

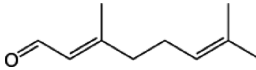
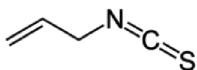
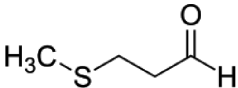
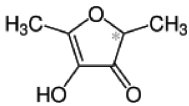
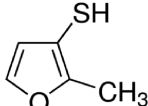
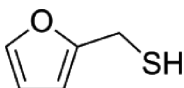
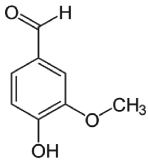
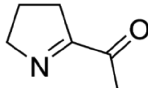
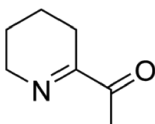
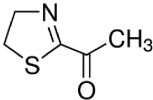
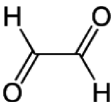
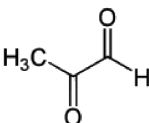
Aroma molecule:	Molecular weight: (g mol ⁻¹)	Chemical structure:
3,7-Dimethyl-2,6-octadienal	152.24	
Allyl isothiocyanate	99.15	
Methional	104.17	
Furaneol	128.13	
2-Methyl-3-furanthiol	146.16	
2-Furfurylthiol	114.16	
Vanillin	152.15	
2-Acetyl-1-pyrroline	111.14	
6-Acetyl-1,2,3,4-tetrahydropyridine	125.17	



Table 9.1 (continued)

Aroma molecule:	Molecular weight: (g mol ⁻¹)	Chemical structure:
2-Acetyl-2-thiazoline	129.17	
Glyoxal	58.04	
Methylglyoxal	72.06	

as represented in Figure 9.2. Importantly, PV is widely used for the removal/recovery of the minor components contained in a complex mixture, which is directly related to the most permeating species across the membrane.

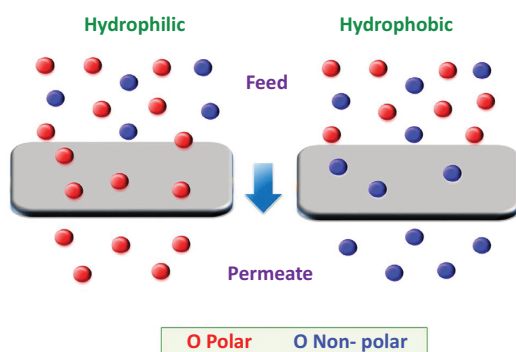


Figure 9.2: Types of pervaporation membranes and their affinity toward molecules depending on their polarity.

The overall performance of the PV process in recovering aromas depends directly on the operating conditions (including feed composition, vacuum pressure, and temperature) and the intrinsic properties of the membrane (e.g., structure and morphology). However, both the chemistry and nature (hydrophilic or hydrophobic) of



the target organic aroma also influence the performance of the PV membrane and thus their recovery efficiency. For example, lactones, characterized by fruity notes, are identified as the most hydrophobic molecules according to their high carbon presence together with oxygenated heterocycle [24]. While esters, also characterized by fruity top-notes, possess a highly hydrophobic nature since they contain less than eight carbon atoms, and oxygen atoms. Finally, alcohols and aldehydes are characterized by hydrophilic nature; this is thanks to the wide number of polar groups (e.g., hydroxyl) [25, 26].

To date, various agro-food systems, including fruit juices, extracts, and commercial products (e.g., beer, wine, and dairy products), have been primarily explored as potential sources of aromas. In 1989, Bengtsson and coworkers initiated the assay of PV as a way of recovering organics from apple juice [27]. After the PV operation, a permeate sample enriched in alcohols, *trans*-2-hexenal, and esters was obtained. Thanks to the use of hydrophobic PDMS membrane, the implemented process was able to offer aroma recovery efficiencies ranging from 49% to 100% (see Table 9.2). It is important to note that PV is likely to offer very low permeation rates with the aroma separation (lower than $0.5 \text{ kg m}^{-2} \text{ h}^{-1}$); this is attributed to the nonporous structure in PV membranes.

Methylthiobutanoate, which releases a characteristic cheesy odor and a musty flavor, together with diacetyl were separated from a dairy solution [28]. At this time, the authors applied an organophilic PV process utilizing PDMS and PEBA membranes. Herein, it was identified that the membranes exhibited a low enrichment (β) factor due to the hydrophilic nature of both flavor molecules. In a subsequent research development, the same group reported the ability of PDMS membranes in separating ethyl acetate with a β factor ranging from 230 to 280 [29]. Besides, these hydrophobic membranes concurrently recovered other valuable molecules [30, 31], including isoamyl acetate, ethyl-2-methylbutanoate, and hexyl acetate. The membranes eventually showed a recovery rate of approximately 80%. In the case of isoamyl acetate, it is generally sought for its typical notes to banana fruit and jackfruit [32]. Interestingly, other types of polymer membranes, such as hydroxy-terminated polybutadiene (HTPB)-based polyurethaneurea (PU), have revealed a higher affinity in extracting ethyl acetate [33, 34]. The obtained β factor (of about 655) toward the ester allows the expectation of a higher recovery yield compared to that of the PDMS membrane. According to the authors' remarks, HTPB-PU copolymer promotes the transport of the ester due to the fact that it possesses apolar hydrophobic segments for the specific absorption of organics (like aromas). Especially, hydrophobic and flexible soft segments (polyol) stand out for the facilitated organic diffusion [33]. This agrees based on their permeation fluxes, for example, HTPB-PU had a permeation of $0.256 \text{ kg m}^{-2} \text{ h}^{-1}$, which represents a higher value in comparison with PDMS membrane (maximum permeation of $0.012 \text{ kg m}^{-2} \text{ h}^{-1}$) [29]. Specific polymer, like poly(vinylidene fluoride-co-hexafluoropropene), owns the suitable intrinsic properties to preferentially permeate ethyl acetate faster compared to other organophilic polymer membranes [35],



Table 9-2: Various natural agro-food systems processed for aroma separation via pervaporation.

Aroma solute:	Natural source:	Membrane material:	Productivity (permeate flux, β)	Enrichment factor: (β)	Reference
Ethanol, butanol, isopentanol, hexanol, hexanal, <i>trans</i> -2-Hexenal, butyl acetate, hexyl acetate, ethyl acetate, ethyl butanoate, ethyl-2-methyl butanoate, butyl butanoate	Apple juice model solution	PDMS	0.107	44–125	[27]
Methylthiobutanoate, diacetyl	Dairy model solution	PDMS	0.040	15	[28]
			–	19	
		PEBA	0.015	17	
			–	18	
Ethyl acetate	Model solution	PDMS	0.006	230	[29]
			0.012	280	
Vanillin	Bioconversion culture broth	PEBA	0.128	12.6	[37]
Ethyl acetate, isobutanol, isoamyl alcohol, methyl lactate, hexanol, furfuraldehyde, 2,3-buthaneidol, 5-methyl-furaldehyde	Muscat wine	POMS	0.001	10–160	[38]
Ethyl-2-methyl butanoate	Apple juice model solution	POMS	–	3400	[39, 40]
Ethyl butanoate				2000	
Isoamyl acetate				2900	
Hexyl acetate				3400	

(continued)

Table 9.2 (continued)

Aroma solute:	Natural source:	Membrane material:	Productivity (permeate flux, factor: β) ($\text{kg m}^{-2} \text{h}^{-1}$)	Enrichment factor: (β)	Reference
2-Hexenal	Apple juice model solution	PDMS	0.045	380	[41]
		POMS	0.035	700	
		PEBA	0.002	150	
Linalool	Wine must	POMS	–	150	[42]
1-Hexanol				200	
Methyl anthranilate)	Grape juice model solution	PDMS	0.055	15	[43]
Dimethyldisulfide	Model solution	PEBA	0.0005	–	[44]
S-Methyl butanoate			0.0007		
Dimethyltrisulfide			0.002		
Isobutyl acetate	Bioconversion culture broth	POMS	0.003	400	[45]
S-Methyl thio-butylrate	Cauliflower blanching water	PDMS	0.0006	307	[46]
		PEBA	0.0002	1200	

Linalool	Blueberry model solution	PDMS	-	231	[47]
<i>d</i> -Limonene				135	
1-Heptanol				405	
1-Hexanol				203	
<i>trans</i> -2-Hexenal				267	
Ethyl acetate				290	
<i>cis</i> -3-Hexenol	Tea extract	POMS	0.003	120	[48]
Ethyl acetate	Model solution	PDMS	0.008	-	[49]
Ethyl acetate	Tropical fruit juice	Commercial Pervap 1070	0.077	124	[50]
Ethyl butanoate			0.077	410	
Ethyl hexanoate			0.055	213	
Menthone	Model solution	PDMS	0.001	1200	[51]
β -Ionone			-	6	
Citronellal			0.002	20	
Ethyl acetate	Diluted flavor systems	POMS	0.065	105	[52]
Ethyl butyrate				98	
2-Hexenal				90	
Benzaldehyde				70	
Hexanol				40	
2-Methyl-1-butanol				30	

(continued)

Table 9.2 (continued)

Aroma solute:	Natural source:	Membrane material:	Productivity (permeate flux, factor: β)	Enrichment factor: (β)	Reference
Methyl butyrate	Strawberry model solution	Commercial Pervap 1070	0.25	90	[53]
Ethyl butyrate			0.15	55	
Methyl butanoate	Clarified kiwifruit juice	Commercial Pervap 1060	0.13	120	[54]
1-Hexen-1-ol				20	
(E)-2-Hexen-1-ol				20	
1-Hexanol				50	
Ethyl butanoate				100	
Bergapten, linalool, linalyl acetate, limonene	Bergamot peel oils	Commercial GFT 1070	-	-	[55]
(E)-2-Hexenal	Kiwifruit juice	SBS composite	0.001	70	[56]
(E)-2-Hexen-1-ol				55	
1-Octen-2-ol				32	
1-Hexanol				80	
Ethyl acetate	Model solution	HTPB-PU	0.250	550	[34]
Limonene, ethyl butanoate, methyl hexanoate, ethyl benzoate, hexanal, heptanal, benzaldehyde, 1-octen-3-ol, methyl acetate	Cashew apple fruit	PDMS	0.17	-	[57]

Ethyl acetate	Orange juice	PDMS	0.0001	11	[58]
Ethyl butyrate			0.0001	6	
Hexanal			0.0001	6	
Limonene			0.0035	12	
Linalool			0.0001	8	
α -Terpineol			0.0001	5	
<i>E</i> -2-Hexen-1-ol	Bilberry juice	PDMS	-	120.6	[59]
<i>n</i> -Hexanol				236.9	
<i>E</i> -2-Hexen-1-al				46.3	
Linalool				49.3	
Phenyl acetaldehyde				5.5	
Benzyl alcohol				4.2	
<i>Z</i> -3-Hexen-1-ol				27.4	
<i>trans</i> -Hex-2-en-1-ol	Bilberry juice	PDMS	-	194	[60]
Linalool	Bergamot essential oil	Commercial	0.20	28	[61]
Linalyl acetate		Pervap 1070	0.25	55	
3-Methyl butanal	Pomegranate juice	PDMS	0.140	23	[62]
Isopentyl acetate			0.200	21	
<i>n</i> -Hexanol			0.050	19	
α -Ionone			0.040	9	

(continued)

Table 9.2 (continued)

Aroma solute:	Natural source:	Membrane material:	Productivity (permeate flux, factor: β) ($\text{kg m}^{-2} \text{h}^{-1}$)	Enrichment factor: (β)	Reference
3-Methyl butanal	Pomegranate juice	PDMS	0.0005	15	[63]
Isopentyl acetate			0.0005	16	
<i>n</i> -Hexanol			0.0004	15	
α -Ionone			0.0002	6	
1-Methyl-1-pyrrole, methylpyrazine, furfural, 5-methyl-2-furancarboxyaldehyde, 2-formyl-1-methylpyrrole.	Coffee extract	PDMS	0.001	–	[64]
Propanol	Beer	POMS	0.28	1.4	[65]
Isobutanol				2.9	
Isoamyl alcohol				3.6	
Ethyl acetate				24.7	
Isoamyl acetate				35.7	
Acetaldehyde				5.3	

Propanol	Beer	POMS	0.13	1.4	[66]
Isobutanol				2.5	
Isoamyl alcohol				3.0	
Ethyl acetate				8.2	
Isoamyl acetate				20.5	
Acetaldehyde				0.3	
α -Pinene	Lemon Juice	POMS	0.0004	22	[67]
β -Pinene			0.0003	18	
Limonene			0.0009	16	
Vanillin	Reaction system	PEBA	0.39	4.2	[68]
1-(3H)-Isobenzofuranone	Brown crab boiling juice	Commercial Pervap 4060	-	39.9	[69]
2,5-Dibutylfuran				29.9	
<i>cis</i> -Geranyl acetone				37.0	
4-Methyl-2-pentanone				52.8	
2,7-Dimethylnaphthalene				20.1	
4-Methylthiazole				32.7	
<i>i</i> -Amyl alcohol	Pineapple juice	Commercial PDMS	0.0002	75	[70]
Methyl 2-methylbutanoate		Pervaptech BV	0.002	80	
Methyl hexanoate			0.0002	25	
Ethyl acetate			0.0003	100	

(continued)

Table 9.2 (continued)

Aroma solute:	Natural source:	Membrane material:	Productivity (permeate flux, factor: β) ($\text{kg m}^{-2} \text{h}^{-1}$)	Enrichment factor: (β)	Reference
Ethyl acetate	Model solution	Commercial Pervap 1060	0.0004	7	[71]
Ethyl acetate	Beer	Commercial	0.0003	42	[72]
Isobutyl alcohol		PDMS		32	
Isoamyl acetate		Pervaptech BV		9	
2,3-Butanedione	Soluble coffee solution	Commercial	0.432	45	[73]
2,3-Pentanedione		PDMS		7	
3-Methylbutanal		Pervaptech BV		8	
Benzaldehyde				4	
Acetaldehyde				5	
Furfural			2		
2-5-Dimethyl pyrazine				42	
5-Methyl furfural				1	
Benzaldehyde, 1-hexanol, isoamylalcohol, hexanal, benzylalcohol, 2-phenylethanol	Grape must	Commercial PDMS Pervaptech BV	0.100	1–2	[74]

Ethyl alcohol	Sugarcane molasses fermentation broth	Commercial Pervap 4060	0.100	1	[75]
Ethyl acetate			<0.100	3	
Isoamyl alcohol			0.150	1.5	
Isoamyl acetate			0.100	1	
Pentan-1-ol	Plum, apple, blackcurrant and cherry hydrolysates	Commercial Pervap ECO 001BP	0.008	5800	[76]
Hexanal				3678	
Butyl acetate				8602	
Heptan-1-ol				1131	

for example, this membrane had an ester permeation rate in the range of $2 \text{ kg m}^{-2} \text{ h}^{-1}$. This permeation rate is tremendously high for PV membranes focused on the separation of organic aromas [36].

Fruits are likely the natural agro-food products that contain a major variety of aromas and fragrances; this is the case of kiwifruit, in which more than 50 aromas have been determined [77]. Specific compounds, such as 3-penten-2-ol, 3-hydroxy-2-butanone, 3-methyl-2-butenal, 2-hexanol, nonanal, 3-methyl-1-butanol, 2-methyl-1-butanol, 3-methyl-2-butanone, 3-methyl 3-buten-2-one, and octane [78], are among the key organics present in this natural product. Based on its potential for different aroma notes, the kiwifruit was proposed by Cassano's group, who extracted methyl butanoate, ethyl butanoate, 1-hexen-1-ol, (*E*)-2-hexen-1-ol, and 1-hexanol from kiwifruit juice, which was previously clarified by ultrafiltration [54]. Cassano and coworkers at this time used a Pervap 1060 membrane which exhibited β factors of 120, 100, 20, 20, and 50, respectively. Once such solutes were extracted in a permeate, they were blended into a concentrated kiwifruit juice to enrich such a minimally processed product.

A few years later, a new membrane material was assayed by Figoli et al. [56] for the separation of aroma molecules of kiwifruit juice. In this study, a thermoplastic elastomer, like styrene-butadiene-co-styrene (SBS), was employed as a selective separation layer exhibiting low permeation flux. The permeating molecules displayed a temperature dependency, which means that the permeation increases by temperature increment. Unlike Cassano's approach, the selectivity in SBS membrane for (*E*)-2-hexenal, (*E*)-2-hexen-1-ol, 1-octen-2-ol, and 1-hexanol was better than the PDMS membrane.

Orange is another important source of essences, which include acetaldehyde, ethyl acetate, acetal, and ethyl butyrate, as the main aromatic components [79]. In particular, ethyl acetate, ethyl butyrate, hexanal, limonene, linalool, and α -terpineol were obtained from orange juice by Aroujalian en Raisi [58]. A PDMS membrane was used in this study; this membrane apparently revealed a β increase toward ethyl butyrate as a function of vacuum pressure increase.

Chemicals representing the major components (identified as 3-methyl butanal, isopentyl acetate, *n*-hexanol, and α -ionone) in aroma essence for pomegranate juice were acquired using three POMS and two PDMS membranes [62]. At this point, POMS were potentially able to offer higher β values in extracting the solutes than PDMS. Similar to other studies, the results revealed that the permeate flux was directly dependent on the operating temperature according to the Arrhenius model; in other words, an increase in temperature resulted in an enhanced permeation of organics. The process analysis also proved that the apparent activation energy of the aroma solutes was higher than that of water, concluding that the aroma transport is more temperature sensitive than water [62, 80]. Apart from such analysis, temperature greatly influences the solubility and diffusion coefficient of species [81]; this means that both parameters tend to increase by temperature increment.

Raisi and Aroujalian [63] analyzed the PV extraction process of aroma ingredients from pomegranate juice. The authors found out that the affinity between a PDMS membrane and aromas were given as: isopentyl acetate>3-methylebutanal>n-hexanol>water. This membrane-aroma affinity resulted in a higher sorption ability of the molecule in the membrane, and hence facilitated permeation. These findings were in agreement with the Hansen solubility parameters [63].

Lemon is widely defined by its multiple aromas, fragrances, and essential oils. In fact, lemon is recognized as one of the most enriched sources of essential oils together with other citric products including bergamot, lime, sweet orange, tangerine, and mandarin [82]. Among the wide range of aromas, lemon contains mainly terpenes, such as limonene, γ -terpinene, *p*-cymene, and α -citral [83], to mention just a few of them. Knowing its potentiality as a source of terpenes, lemon juice was subjected to pervaporative separation of α -pinene, β -pinene, and limonene. Rafia and coworkers utilized a POMS polymer membrane which showed an enhanced β and permeation values when driving force increased [67]. Differently from PDMS membranes, temperature increment in POM membranes preferentially promoted water transport compared to aromas, compromising the β factor. Therefore, the recovery of terpenes was recommended to be done at low temperatures.

A large list of chemical solutes (e.g., carboxylic acids, pyrroles, pyridines, and chlorogenic acids) is responsible for the characteristic taste and aroma of coffee [84]. This product is recognized, commercialized, and consumed worldwide. Of course, the research has recently exerted interest in this typical product for the extraction of chemicals. In this case, 2,3-butanedione and 2-5-dimethyl pyrazine were intentionally separated via organophilic PV (PDMS Pervaptech BV membrane). Weschenfelder et al. [73] notified that the commercial membrane demonstrated high selectivity for 2,3-butanedione and 2-5-dimethyl pyrazine according to the β values of 45 and 42, respectively. Together with the acceptable selectivity, the membrane also exhibited a suitable permeate flux of about $0.432 \text{ kg m}^{-2} \text{ h}^{-1}$.

In addition to the exploration of fruits and natural extracts for the extraction of aromas and fragrances, different wastes, residues, and by-products from agro-foods are pointed out as feasible feedstock of these high added value organics based on the recent trends in food waste valorization for the manufacture of chemicals and materials [15, 85]. These wastes are inherently the result of the various food treatments (such as washing) and derived processing processes (such as peeling, and pressing) [86, 87]. In 2002, Souchon and coworkers pioneered the use of food wastes for the separation of organic molecules via PV technology [46]. They acquired characteristic solutes, including *S*-methyl thio-butyrates, dimethyl trisulfide, and dimethyl disulfide, from cauliflower blanching residues. These sulfur-based components were extracted using PEBA and PDMS membranes, in which they were highly selective for methyl thio-butyrates showing β factors of 1,200 and 307, respectively. The main lack of the membranes was related to their low productivities in terms of permeation.

AU: Can the phrase "Differently from PDMS membranes, temperature increment . . ." be changed to "Contrary to PDMS membranes, temperature increment"?"

AU: The term "derived processing processes" in the sentence "These wastes are inherently the result of . . ." seems redundant. Please rephrase.



Essences were successfully separated from the oil extract of bergamot peels [55]. To cope with the complex extraction from this waste, Figoli and coworkers applied an enzyme treatment to preliminary extract bergapten, linalool, linalyl acetate, and limonene. At this point, the properties of PDMS membranes were found adequate to recover the aromas [61]; the study once again confirmed that temperature tends to improve the transport of organic components and hence obtain higher β factors.

Martínez et al. [69] introduced the pervaporative separation of various categories of chemicals from brown crab boiling juices. Several alcohols, aldehydes, esters, ketones, furans, hydrocarbons, naphthalene derivatives, sulfur compounds, and terpenes were identified and quantified by the authors. The results denoted that Pervap 4060 membrane efficiently separated specific solutes, including 1-(3H)-isobenzofuranone, cis-geranyl acetone, 2,5-dibutylfuran, 4-methyl-2-pentanone, 2,7-dimethylnaphthalene, and 4-methylthiazole (see Table 9.2).

Very recently, fruit juice hydrolates were exploited by Dawiec-Liśniewska et al. [88] as a source of aromatic compounds. The aromas are generally present in such by-products around 1wt.% of the total extract. Based on this, the diluted organics are frequently desired to carry out PV process. Dawiec-Liśniewska et al. [88] concentrated diverse aromas from plum, apple, blackcurrant, and cherry fruit derivatives employing a laboratory and semi-technical scale PV setup [88, 89]. To sum up, the authors identified and quantified more than 30 different molecules in the blackcurrant hydrolates, and around 20 and 14 types of molecules were analyzed in apple and cherry hydrolates, respectively. Using a hydrophobic Pervap membrane, impressive β factors for several compounds were estimated of about 5800, 3678, 8602, and 1131 for pentan-1-ol, hexanal, butyl acetate, and heptan-1-ol, respectively. As expected, the highly selective properties of the membranes commonly bring low permeation properties, in this case, the membrane had a flux of $0.180 \text{ kg m}^{-2} \text{ h}^{-1}$, and it could be raised (ca. $0.450 \text{ kg m}^{-2} \text{ h}^{-1}$) when temperature increased.

When the target deals with the enrichment of commercial products, a good alternative can be the extraction of aromas from particular processed food systems. Beer, wine, and cider have been some of the explored at separating specific aromas [65, 90, 91], however, the PV application has been also extended at producing novel market products attending specific needs of the costumers, for example, the production of nonalcoholic products. The following section compiles some case studies addressing such scope.

9.3 Pervaporation in the production of nonalcoholic drinks

According to recent reports of the World Health Organization (WHO) [92], consumption of typical alcoholic beverages has tremendously raised in society. A current



report notifies that the global consumption of alcoholic beverages is calculated to about 54.2 billion liters per year [93], in which beer and wine are found as the most consumed products [94]. Since it has been argued that high consumption of alcoholic beverages contributes to specific diseases, including pancreatitis, hepatitis, fatty degradation of liver, cirrhosis, peptic ulcers, allergenic induction, among others [95–97], there is a current trend in attending consumers' necessity at producing products with similar physicochemical properties but alcohol-free. To date, it has been demonstrated that the best option for manufacturing such nonalcoholic beverages with the post-fermentation removal of ethanol from the commercial products. In this way, PV has been devoted at selectively removing the ethanol; for instance, Catarino and Mendes [66] carried out the manufacture of low-alcohol content beer utilizing a hybrid industrial plant. Figure 9.3 illustrates the developed process implementing PV; this system comprised assisting distillation units with PV.

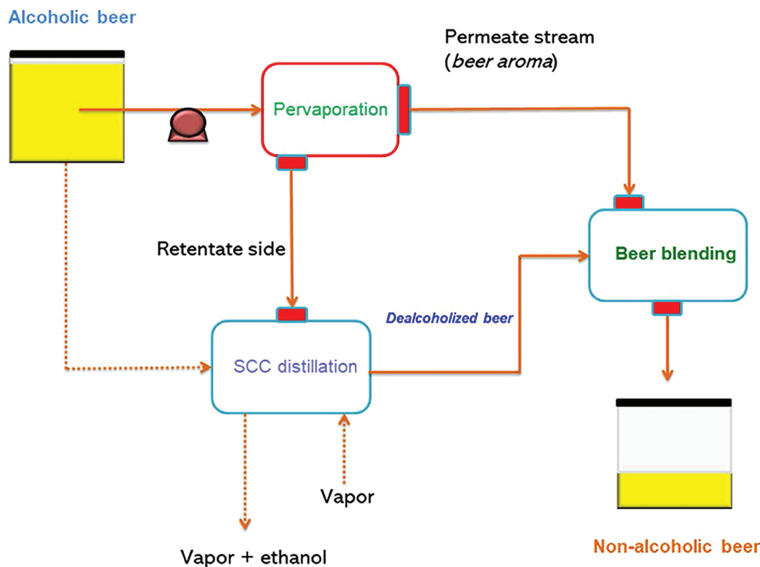


Figure 9.3: PV assisting the production of nonalcoholic beer. Adapted from [98].

In this work, the authors extracted the aromas from conventional beer using a PV-POMS membrane and subsequently blended into the dealcoholized beer. The industrial protocol led to manufacturing an alcohol-free beer presenting less than 0.5 vol% ethanol, meeting an acceptable flavor profile [66]. Similarly, PV was eventually utilized by Catarino en Mendes [90] for the separation of the aromatic components from wine. Here, the aroma extraction has been referred to meet the organoleptic attributes of the dealcoholized wine.



More recently, PV acted as a fundamental unit operation in processing full-flavored low alcohol white wines [74]. PV was able to separate targeted molecules, for example, benzaldehyde, 1-hexanol, isoamylalcohol, hexanal, benzylalcohol, 2-phenylethanol, from the grape must, and later embed them intentionally in the fermentation stage. The blending step helped to produce nonalcoholic wines with featured sensorial properties.

Commercial beers, such as special beer (presenting 5.5% ABV) and reserve beer (presenting 6.5% ABV) were subjected to pervaporative processing to acquire aromas and flavor ingredients (isobutyl alcohol, ethyl acetate, and isoamyl acetate). Here, such organic were once again blended in low-alcohol beer (presenting <1% ABV) and an alcohol-free beer (presenting < 0.1% ABV) to enhance their sensory attributes [72]. By performing a sensory evaluation, the products proved to have good acceptance.

AU: The sentence "Here, such organic were once again blended in low-alcohol beer . . .to enhance their sensory attributes" is incomplete. Please check.

9.4 Concluding remarks

In this chapter, new readers in the field have acquired an outlook of the most recent developments at using pervaporation technology in food processing. In general, PV has devoted to assisting extraction processes of aromas and fragrances from natural food products, as well as their main derivatives (wastes, residues, and by-products) produced with the manufacture and elaboration processes. When using organophilic membranes (e.g., POMS, PEBA, and PDMS), PV has proven to meet the basic requirements as a promising technique in selectively separating more than 70 food aroma ingredients from diverse complex agro-food systems. Apart from aroma extraction, PV can be defined as an alternative method for the elimination of ethanol from alcoholic drinks aiding to produce ethanol-free products. This is due to the fact that PV can partially remove out the alcohol from the beverages. To finalize, the resulting enriched nonalcoholic products (like beer and wine) with aromas extracted via PV have demonstrated to reach the quality attributes for potential commercialization.

References

- [1] Cassano A, Conidi C, Galanakis CM, Castro-Muñoz R. Recovery of polyphenols from olive mill wastewaters by membrane operations. *Membrane Technologies for Biorefining* 2016. DOI: <https://doi.org/10.1016/B978-0-08-100451-7.00007-4>.
- [2] Galanakis CM, Castro-Muñoz R, Cassano A, Conidi C. Recovery of high-added-value compounds from food waste by membrane technology. *Membrane Technologies for Biorefining* 2016. DOI: <https://doi.org/10.1016/B978-0-08-100451-7.00008-6>.



- [3] Lukin I, Merz J, Schembecker G. Techniques for the recovery of volatile aroma compounds from biochemical broth: A review. *Flavour Fragr J* 2018, 33, 203–216. DOI: <https://doi.org/10.1002/ffj.3447>.
- [4] Steinkraus KH. Classification of fermented foods: Worldwide review of household fermentation techniques. *Food Control* 1997, 8, 311–317. DOI: [https://doi.org/10.1016/s0956-7135\(97\)00050-9](https://doi.org/10.1016/s0956-7135(97)00050-9).
- [5] Giuffrida D, Martínez N, Arrieta-garay Y, Fariña L, Boido E, Dellacassa E, Sezione DBIOMORF, Polo S, Blocco A,H,H, Viale P. Valorisation of Schinus molle fruit as a source of volatile compounds in foods as flavours and fragrances. *Food Res Int* 2020, 133, 109103. DOI: <https://doi.org/10.1016/j.foodres.2020.109103>.
- [6] Ployon S, Morzel M, Canon F. The role of saliva in aroma release and perception. *Food Chem* 2017, 212–220. DOI: <https://doi.org/10.1016/j.foodchem.2017.01.055>.
- [7] Maffei ME. Sites of synthesis, biochemistry and functional role of plant volatiles. *South African J Bot* 2010, 76, 612–631. DOI: <https://doi.org/10.1016/j.sajb.2010.03.003>.
- [8] Castro-Muñoz R. Pervaporation: The emerging technique for extracting aroma compounds from food systems. *J Food Eng* 2019a, 253, 27–39. DOI: <https://doi.org/10.1016/j.jfoodeng.2019.02.013>.
- [9] Dudareva N, Pichersky E, Gershenzon J. Biochemistry of plant volatiles. *Plant Physiol* 2004, 135, 1893–1902. DOI: <https://doi.org/10.1104/pp.104.049981.1>.
- [10] Castro-Muñoz R, Díaz-Montes E, Cassano A, Gontarek E. Membrane separation processes for the extraction and purification of steviol glycosides: An overview. *Crit Rev Food Sci Nutr* 2020b, 0, 1–23. DOI: <https://doi.org/10.1080/10408398.2020.1772717>.
- [11] Díaz-Montes E, Gutiérrez-Macías P, Orozco-Álvarez C, Castro-Muñoz R. Fractionation of Stevia rebaudiana aqueous extracts via two-step ultrafiltration process: Towards rebaudioside a extraction. *Food Bioprod Process* 2020, 123, 111–122. DOI: <https://doi.org/10.1016/j.fbp.2020.06.010>.
- [12] Castro-Muñoz R, De La Iglesia Ó, Fila V, Téllez C, Coronas J. Pervaporation-assisted esterification reactions by means of mixed matrix membranes. *Ind Eng Chem Res* 2018a, 57, 15998–16011. DOI: <https://doi.org/10.1021/acs.iecr.8b01564>.
- [13] Castro-Muñoz R, Fila V, Barragán-Huerta BE, Yáñez-Fernández J, Piña-Rosas JA, Arboleda-Mejía J. Processing of Xoconostle fruit (*Opuntia joconostle*) juice for improving its commercialization using membrane filtration. *J Food Process Preserv* 2018b, 42, 1–9. DOI: <https://doi.org/10.1111/jfpp.13394>.
- [14] Castro-Muñoz R, Galiano F, Figoli A. Recent advances in pervaporation hollow fiber membranes for dehydration of organics. *Chem Eng Res Des* 2020c, 164, 68–85. DOI: <https://doi.org/10.1016/j.cherd.2020.09.028>.
- [15] Castro-Muñoz R, Barragán-Huerta BE, Fila V, Denis PC, Ruby-Figueroa R. Current role of membrane technology: From the treatment of agro-industrial by-products up to the valorization of valuable compounds. *Waste and Biomass Valorization* 2018a, 9, 513–529. DOI: <https://doi.org/10.1007/s12649-017-0003-1>.
- [16] Castro-Muñoz R, Galiano F, Figoli A. Chemical and bio-chemical reactions assisted by pervaporation technology. *Crit Rev Biotechnol* 2019b, 39, 884–903. DOI: <https://doi.org/10.1080/07388551.2019.1631248>.
- [17] Castro-Muñoz R. Breakthroughs on tailoring pervaporation membranes for water desalination: A review. *Water Res* 2020, 187, 116428. DOI: <https://doi.org/10.1016/j.watres.2020.116428>.
- [18] Van Der Bruggen B, Luis P. Pervaporation as a tool in chemical engineering: A new era? *Curr Opin Chem Eng* 2014, 4, 47–53. DOI: <https://doi.org/10.1016/j.coche.2014.01.005>.



- [19] Crespo J, Brazinha C. Fundamentals of pervaporation. In: Basile A, Figoli A, Khayet M, (Reds). *Pervaporation, Vapour Permeation and Membrane Distillation*. Cambridge UK, bl, Elsevier Ltd., 2015, 1–17.
- [20] Castro-Muñoz R, González-Valdez J, Ahmad MZ. High-performance pervaporation chitosan-based membranes: new insights and perspectives. *Rev Chem Eng* 2020d. 20190051. DOI: <https://doi.org/10.1515/revce-2019-0051>.
- [21] Vilela A, Bacelar E, Pinto T, Correia E, Gonçalves B, Cosme F. Beverage and food fragrance biotechnology, novel applications, sensory and sensor techniques: An overview. *Foods* 2019, 8, 643.
- [22] Feron G, Bonnarne P, Durand A. Prospects for the microbial production of food flavours. *Trends Food Sci Technol* 1996, 7, 285–293. DOI: [https://doi.org/10.1016/0924-2244\(96\)10032-7](https://doi.org/10.1016/0924-2244(96)10032-7).
- [23] Castro-Muñoz R, Buera-González J, Iglesia ÓDL, Galiano F, Fila V, Malankowska M, Rubio C, Figoli A, Téllez C, Coronas J. Towards the dehydration of ethanol using pervaporation cross-linked poly(vinyl alcohol)/graphene oxide membranes. *J Memb Sci* 2019a, 582, 423–434. DOI: <https://doi.org/10.1016/j.memsci.2019.03.076>.
- [24] Rao YS. Recent advances in the chemistry of unsaturated lactones. *Chem Rev* 1976, 76, 625–694. DOI: <https://doi.org/10.1021/cr60303a004>.
- [25] Baudot A, Marin M. Pervaporation of aroma compounds: Comparison of membrane performances with vapour-liquid equilibria and engineering aspects of process improvement. *Food Bioprod Process Trans Inst Chem Eng Part C* 1997, 75, 117–142. DOI: <https://doi.org/10.1205/096030897531432>.
- [26] Fouda A, Bai J, Zhang SQ, Kutowy O, Matsuura T. Membrane separation of low volatile organic compounds by pervaporation and vapor permeation. *Desalination* 1993, 90, 209–233. DOI: [https://doi.org/10.1016/0011-9164\(93\)80177-O](https://doi.org/10.1016/0011-9164(93)80177-O).
- [27] Bengtsson E, Trägårdh G, Hallström B. Recovery and concentration of apple juice aroma compounds by pervaporation. *J Food Eng* 1989, 10, 65–71. DOI: [https://doi.org/10.1016/0260-8774\(89\)90021-6](https://doi.org/10.1016/0260-8774(89)90021-6).
- [28] Baudot A, Marin M. Dairy aroma compounds recovery by pervaporation. *J Memb Sci* 1996, 120, 207–220. DOI: [https://doi.org/10.1016/0376-7388\(96\)00144-5](https://doi.org/10.1016/0376-7388(96)00144-5).
- [29] Baudot A, Marin M. Improved recovery of an ester flavor compound by pervaporation coupled with a flash condensation. *Ind Eng Chem Res* 1999, 38, 4458–4469. DOI: <https://doi.org/10.1021/ie990095h>.
- [30] Lipnizki F, Olsson J, Trägårdh G. Scale-up of pervaporation for the recovery of natural aroma compounds in the food industry Part 2: Optimisation and integration. *J Food Eng* 2002a, 54, 197–205. DOI: [https://doi.org/10.1016/S0260-8774\(01\)00201-1](https://doi.org/10.1016/S0260-8774(01)00201-1).
- [31] Lipnizki F, Olsson J, Trägårdh G. Scale-up of pervaporation for the recovery of natural aroma compounds in the food industry Part 1: Simulation and performance. *J Food Eng* 2002b, 54, 183–195. DOI: [https://doi.org/10.1016/S0260-8774\(01\)00201-1](https://doi.org/10.1016/S0260-8774(01)00201-1).
- [32] Yilmaztekin M, Cabaroglu T, Erten H. Effects of fermentation temperature and aeration on production of natural isoamyl acetate by *williopsis saturnus* var. *Saturnus Biomed Res Int* 2013, 2013, 1–7.
- [33] Bai Y, Qian J, Zhang C, Zhang L, An Q, Chen H. Cross-linked HTPB-based polyurethaneurea membranes for recovery of ethyl acetate from aqueous solution by pervaporation. *J Memb Sci* 2008, 325, 932–939. DOI: <https://doi.org/10.1016/j.memsci.2008.09.019>.
- [34] Guo C, Zhou L, Lv J. Effects of expandable graphite and modified ammonium polyphosphate on the flame-retardant and mechanical properties of wood flour-polypropylene composites. *Polym Polym Compos* 2013, 21, 449–456. DOI: <https://doi.org/10.1002/app>.



- [35] Tian X, Zhu B, Xu Y. P(VDF-co-HFP) membrane for recovery of aroma compounds from aqueous solutions by pervaporation I. Ethyl acetate/water system. *J Memb Sci* 2005, 248, 109–117. DOI: <https://doi.org/10.1016/j.memsci.2004.10.003>.
- [36] Castro-Muñoz R, Boczkaj G, Gontarek E, Cassano A, Fila V. Membrane technologies assisting plant-based and agro-food by-products processing: A comprehensive review. *Trends Food Sci Technol* 2020a, 95, 219–232. DOI: <https://doi.org/10.1016/j.tifs.2019.12.003>.
- [37] Bøddeker KW, Gatfield IL, Jähnig J, Schorm C. Pervaporation at the vapor pressure limit: Vanillin. *J Memb Sci* 1997, 137, 155–158. DOI: [https://doi.org/10.1016/S0376-7388\(97\)00187-7](https://doi.org/10.1016/S0376-7388(97)00187-7).
- [38] Karlsson HOE, Loureiro S, Trägårdh G. Aroma compound recovery with pervaporation – Temperature effects during pervaporation of a muscat wine. *J Food Eng* 1995, 26, 177–191. DOI: [https://doi.org/10.1016/0260-8774\(94\)00050-J](https://doi.org/10.1016/0260-8774(94)00050-J).
- [39] Olsson J, Trägårdh G. Influence of feed flow velocity on pervaporative aroma recovery from a model solution of apple juice aroma compounds. *J Food Eng* 1999, 39, 107–115. DOI: [https://doi.org/10.1016/S0260-8774\(98\)00154-X](https://doi.org/10.1016/S0260-8774(98)00154-X).
- [40] Olsson J, Tragwrth GUN, Trägårdh G. Influence of temperature on membrane permeability during pervaporative aroma recovery. *Sep Sci Technol* 1999, 34, 1643–1659. DOI: <https://doi.org/10.1080/01496399909353762>.
- [41] Börjesson J, Karlsson HOE, Trägårdh G. Pervaporation of a model apple juice aroma solution: Comparison of membrane performance. *J Memb Sci* 1996, 119, 229–239. DOI: [https://doi.org/10.1016/0376-7388\(96\)00123-8](https://doi.org/10.1016/0376-7388(96)00123-8).
- [42] Schäfer T, Bengtson G, Pingel H, Bøddeker KW, Crespo JPSG. Recovery of aroma compounds from a wine-must fermentation by organophilic pervaporation. *Biotechnol Bioeng* 1999, 62, 412–421. DOI: [https://doi.org/10.1002/\(SICI\)1097-0290\(19990220\)62:4<412::AID-BIT4>3.0.CO;2-R](https://doi.org/10.1002/(SICI)1097-0290(19990220)62:4<412::AID-BIT4>3.0.CO;2-R).
- [43] Rajagopalan N, Cheryan M. Pervaporation of grape juice aroma. *J Memb Sci* 1995, 104, 243–250. DOI: [https://doi.org/10.1016/0376-7388\(95\)00039-F](https://doi.org/10.1016/0376-7388(95)00039-F).
- [44] Pierre FX, Souchon I, Marin M. Recovery of sulfur aroma compounds using membrane-based solvent extraction. *J Memb Sci* 2001, 187, 239–253. DOI: [https://doi.org/10.1016/S0376-7388\(01\)00352-0](https://doi.org/10.1016/S0376-7388(01)00352-0).
- [45] Bluemke W, Schrader J. Integrated bioprocess for enhanced production of natural flavors and fragrances by *Ceratocystis moniliformis*. *Biomol Eng* 2001, 17, 137–142. DOI: [https://doi.org/10.1016/S1389-0344\(01\)00072-7](https://doi.org/10.1016/S1389-0344(01)00072-7).
- [46] Souchon I, Pierre FX, Athes-Dutour V, Marin M. Pervaporation as a deodorization process applied to food industry effluents: Recovery and valorisation of aroma compounds from cauliflower blanching water. *Desalination* 2002, 148, 79–85. DOI: [https://doi.org/10.1016/S0011-9164\(02\)00657-4](https://doi.org/10.1016/S0011-9164(02)00657-4).
- [47] Peng M, Liu SX. Recovery of aroma compounds from dilute model blueberry solution by pervaporation. *J Food Sci* 2003, 68, 2706–2710. DOI: <https://doi.org/10.1111/j.1365-2621.2003.tb05792.x>.
- [48] Kanani DM, Nikhade BP, Balakrishnan P, Singh G, Pangarkar VG. Recovery of valuable tea aroma components by pervaporation. *Ind Eng Chem Res* 2003, 42, 6924–6932. DOI: <https://doi.org/10.1021/ie0340185>.
- [49] Ribeiro CP, Borges CP. Using pervaporation data in the calculation of vapour permeation hollow-fibre modules for aroma recovery. *Brazilian J Chem Eng* 2004, 21, 629–640. DOI: <https://doi.org/10.1590/S0104-66322004000400012>.
- [50] Pereira CC, Rufino JRM, Habert AC, Nobrega R, Cabral LMC, Borges CP. Aroma compounds recovery of tropical fruit juice by pervaporation: Membrane material selection and process evaluation. *J Food Eng* 2005, 66, 77–87. DOI: <https://doi.org/10.1016/j.jfoodeng.2004.02.037>.



- [51] Raut AM, Pangarkar VG. Pervaporation of aroma compounds using virgin and silicalite-filled organophilic membranes: Effect of aroma compound structure and comparison with distillation selectivity. *Sep Sci Technol* 2004, 39, 1791–1814. DOI: <https://doi.org/10.1081/SS-120030772>.
- [52] She M, Hwang ST. Recovery of key components from real flavor concentrates by pervaporation. *J Memb Sci* 2006, 279, 86–93. DOI: <https://doi.org/10.1016/j.memsci.2005.11.034>.
- [53] Isci A, Sahin S, Sumnu G. Recovery of strawberry aroma compounds by pervaporation. *J Food Eng* 2006, 75, 36–42. DOI: <https://doi.org/10.1016/j.jfoodeng.2005.03.048>.
- [54] Cassano A, Figoli A, Tagarelli A, Sindona G, Drioli E. Integrated membrane process for the production of highly nutritional kiwifruit juice. *Desalination* 2006, 189, 21–30. DOI: <https://doi.org/10.1016/j.desal.2005.06.009>.
- [55] Figoli A, Tagarelli A, Mecchia A, Trotta A, Cavaliere B, Lavecchia R, Sindona G, Drioli E. Enzyme-assisted pervaporative recovery of concentrated bergamot peel oils. *Desalination* 2006b, 199, 111–112. DOI: <https://doi.org/10.1016/j.desal.2006.03.025>.
- [56] Figoli A, Tagarelli A, Cavaliere B, Voci C, Sindona G, Sikdar SK, Drioli E. Evaluation of pervaporation process of kiwifruit juice by SPME-GC/Ion Trap Mass Spectrometry. *Desalination* 2010, 250, 1113–1117. DOI: <https://doi.org/10.1016/j.desal.2009.09.120>.
- [57] De Assis A, Bizzo H, Matta V, Cabral L. Recovery of aroma compounds of cashew apple fruit (*Anacardium occidentale* L.) by pervaporation. *Ciênc Tecnol Aliment* 2007, 27, 349–354. DOI: <https://doi.org/10.1590/S0101-20612007000200024>.
- [58] Aroujalian A, Raisi A. Recovery of volatile aroma components from orange juice by pervaporation. *J Memb Sci* 2007, 303, 154–161. DOI: <https://doi.org/10.1016/j.memsci.2007.07.004>.
- [59] Diban N, Urriaga A, Ortiz I. Recovery of key components of bilberry aroma using a commercial pervaporation membrane. *Desalination* 2008, 224, 34–39. DOI: <https://doi.org/10.1016/j.desal.2007.04.076>.
- [60] Garcia V, Diban N, Gorri D, Keiski R, Urriaga A, Ortiz I. Separation and concentration of bilberry impact aroma compound from dilute model solution by pervaporation. *J Chem Technol Biotechnol* 2008, 82, 973–982. DOI: <https://doi.org/10.1002/jctb>.
- [61] Figoli A, Donato L, Carnevale R, Tundis R, Statti GA, Menichini F, Drioli E. Bergamot essential oil extraction by pervaporation. *Desalination* 2006a, 193, 160–165. DOI: <https://doi.org/10.1016/j.desal.2005.06.060>.
- [62] Raisi A, Aroujalian A, Kaghazchi T. Multicomponent pervaporation process for volatile aroma compounds recovery from pomegranate juice. *J Memb Sci* 2008, 322, 339–348. DOI: <https://doi.org/10.1016/j.memsci.2008.06.001>.
- [63] Raisi A, Aroujalian A. Aroma compound recovery by hydrophobic pervaporation: The effect of membrane thickness and coupling phenomena. *Sep Purif Technol* 2011, 82, 53–62. DOI: <https://doi.org/10.1016/j.seppur.2011.08.018>.
- [64] Assis A, Von R, Saraiva SH, Da Matta VM, Bizzo HR, Cabral LMC. Recuperação dos componentes do aroma da bebida de café por pervaporação. *Bol Cent Pesqui Process Aliment* 2009, 27, 1–10. DOI: <https://doi.org/10.1590/S0101-20612007000200024>.
- [65] Catarino M, Ferreira A, Mendes A. Study and optimization of aroma recovery from beer by pervaporation. *J Memb Sci* 2009, 341, 51–59. DOI: <https://doi.org/10.1016/j.memsci.2009.05.038>.
- [66] Catarino M, Mendes A. Non-alcoholic beer – A new industrial process. *Sep Purif Technol* 2011b, 79, 342–351. DOI: <https://doi.org/10.1016/j.seppur.2011.03.020>.



- [67] Rafia N, Aroujalian A, Raisi A. Pervaporative aroma compounds recovery from lemon juice using poly(octyl methyl siloxane) membrane. *J Chem Technol Biotechnol* 2011, 86, 534–540. DOI: <https://doi.org/10.1002/jctb.2547>.
- [68] Camera-Roda G, Augugliaro V, Cardillo A, Loddo V, Palmisano G, Palmisano L. A pervaporation photocatalytic reactor for the green synthesis of vanillin. *Chem Eng J* 2013, 224, 136–143. DOI: <https://doi.org/10.1016/j.cej.2012.10.037>.
- [69] Martínez R, Sanz MT, Beltrán S. Pervaporation investigation of recovery of volatile compounds from brown crab boiling juice. *Food Sci Technol Int* 2014, 20, 511–526. DOI: <https://doi.org/10.1177/1082013213496092>.
- [70] Molnár MA, Hornyák L, Nagy R, Márki E, Vatai G. Enrichment of pineapple aroma compounds from model solutions by sweeping-gas and vacuum-pervaporation. *Acta Aliment* 2014, 43, 93–100. DOI: <https://doi.org/10.1556/AAlim.43.2014.Suppl.14>.
- [71] Hornyák L, Hornyák-Holczman ÁN, Márki E, Vatai G. Recovery of aroma compounds from model solution by pervaporation membrane. *Period Polytech Chem Eng* 2014, 58, 15–19. DOI: <https://doi.org/10.3311/PPch.7123>.
- [72] Olmo ÁD, Blanco CA, Palacio L, Prádanos P, Hernández A. Pervaporation methodology for improving alcohol-free beer quality through aroma recovery. *J Food Eng* 2014, 133, 1–8. DOI: <https://doi.org/10.1016/j.jfoodeng.2014.02.014>.
- [73] Weschenfelder TA, Lantin P, Viegas MC, De Castilhos F, Scheer ADP. Concentration of aroma compounds from an industrial solution of soluble coffee by pervaporation process. *J Food Eng* 2015, 159, 57–65. DOI: <https://doi.org/10.1016/j.jfoodeng.2015.03.018>.
- [74] Salgado CM, Fernández-Fernández E, Palacio L, Carmona FJ, Hernández A, Prádanos P. Application of pervaporation and nanofiltration membrane processes for the elaboration of full flavored low alcohol white wines. *Food Bioprod Process* 2017, 101, 11–21. DOI: <https://doi.org/10.1016/j.fbp.2016.10.001>.
- [75] Rossi SC, Medeiros ABP, Weschenfelder TA, De Paula Scheer A, Soccol CR. Use of pervaporation process for the recovery of aroma compounds produced by *P. fermentans* in sugarcane molasses. *Bioprocess Biosyst Eng* 2017, 40, 959–967. DOI: <https://doi.org/10.1007/s00449-017-1759-1>.
- [76] Dawiec-Liśniewska A, Szumny A, Podstawczyk D, Witek-Krowiak A. Concentration of natural aroma compounds from fruit juice hydrolytes by pervaporation in laboratory and semi-technical scale. Part 1. Base study. *Food Chem* 2018a, 258, 63–70. DOI: <https://doi.org/10.1016/j.foodchem.2018.03.023>.
- [77] Lindhorst AC, Steinhaus M. Aroma – active compounds in the fruit of the hardy kiwi (*Actinidia arguta*) cultivars Ananasnaya, Bojnice, and Dumbarton Oaks: differences to common kiwifruit (*Actinidia deliciosa* ‘Hayward’). *Eur Food Res Technol* 2016, 242, 967–975. DOI: <https://doi.org/10.1007/s00217-015-2603-y>.
- [78] Jordan M, Margaria C, Shaw P, Goodner K. Aroma active components in aqueous kiwi fruit essence and kiwi fruit puree by GC-MS and multidimensional GC / GC-O. *Journa Agric Food Chem* 2002, 50, 5386–5390.
- [79] Haypek E, Silva L, Batista E, Marques D, Meireles M, Mirelles A. Recovery of Aroma compounds from orange essential oil. *Brazilian J Chem Eng* 2000, 17, 4–7.
- [80] Raisi A, Aroujalian A, Kaghazchi T. A predictive mass transfer model for aroma compounds recovery by pervaporation. *J Food Eng* 2009, 95, 305–312. DOI: <https://doi.org/10.1016/j.jfoodeng.2009.05.004>.
- [81] Wijmans JG, Baker RW. The solution-diffusion model: a review. *J Memb Sci* 1995, 107, 1–21. DOI: [https://doi.org/10.1016/0376-7388\(95\)00102-1](https://doi.org/10.1016/0376-7388(95)00102-1).



- [82] Ali B, Al-Wabel NA, Shams S, Ahamad A, Khan SA, Anwar F. Essential oils used in aromatherapy: A systemic review. *Asian Pac J Trop Biomed* 2015, 5, 601–611. DOI: <https://doi.org/10.1016/j.apjtb.2015.05.007>.
- [83] Perdones Á, Escriche I, Chiralt A, Vargas M. Effect of chitosan-lemon essential oil coatings on volatile profile of strawberries during storage. *FOOD Chem* 2015, 197, 979–986. DOI: <https://doi.org/10.1016/j.foodchem.2015.11.054>.
- [84] Mahmud MMC, Shellie RA. Unravelling the relationship between aroma compounds and consumer acceptance: Coffee as an example. *Compr Rev Food Sci Food Saf* 2020, 19, 2380–2420. DOI: <https://doi.org/10.1111/1541-4337.12595>.
- [85] Ong KL, Kaur G, Pensupa N, Uisan K, Sze C, Lin K. Trends in Food waste valorization for the production of chemicals, materials and fuels: Case Study South and Southeast Asia. *Bioresour Technol* 2017, 248, 100–112. DOI: <https://doi.org/10.1016/j.biortech.2017.06.076>.
- [86] Guo M, Song W, Buhain J. Bioenergy and biofuels: History, status, and perspective. *Renew Sustain Energy Rev* 2015, 42, 712–725. DOI: <https://doi.org/10.1016/j.rser.2014.10.013>.
- [87] Castro-Muñoz R, Galiano F, Fila V, Drioli E, Figoli A. Matrimid®5218 dense membrane for the separation of azeotropic MeOH-MTBE mixtures by pervaporation. *Sep Purif Technol* 2018b, 199, 27–36. DOI: <https://doi.org/10.1016/j.seppur.2018.01.045>.
- [88] Dawiec-Lisniewska A, Podstawczyk A, Witek-krowiak D. Concentration of fruit juice aroma compound from model multicomponent solution and natural apple juice hydrolyte: Optimization and modeling by design of experiment. *J Food Process Eng* 2018, 1–10. DOI: <https://doi.org/10.1111/jfpe.12669>.
- [89] Dawiec-Lisniewska A, Szumny A, Podstawczyk D, Witek-Krowiak A. Concentration of natural aroma compounds from fruit juice hydrolytes by pervaporation in laboratory and semi-technical scale. Part 1. Base study. *Food Chem* 2018b, 258, 63–70. DOI: <https://doi.org/10.1016/j.foodchem.2018.03.023>.
- [90] Catarino M, Mendes A. Dealcoholizing wine by membrane separation processes. *Innov Food Sci Emerg Technol* 2011a, 12, 330–337. DOI: <https://doi.org/10.1016/j.ifset.2011.03.006>.
- [91] Paz AI, Blanco CA, Andrés-Iglesias C, Palacio L, Prádanos P, Hernández A. Aroma recovery of beer flavors by pervaporation through polydimethylsiloxane membranes. *J Food Process Eng* 2017, 40. DOI: <https://doi.org/10.1111/jfpe.12556>.
- [92] WHO. Global Status Report on Alcohol and Health. Geneva, Switzerland, 2011.
- [93] Statista. Alcoholic Beverages Consumption [WWW Document]. Statista, 2018.
- [94] Solov AM. Global production and consumption of alcoholic beverages. *Stud Russ Econ Dev* 2018, 29, 102–108. DOI: <https://doi.org/10.1134/S107570071801015X>.
- [95] Costanzo S, Di Castelnuovo A, Donati MB, Iacoviello L, De Gaetano G. Alcohol consumption and mortality in patients with cardiovascular disease. A meta-analysis. *J Am Coll Cardiol* 2010, 55, 1339–1347. DOI: <https://doi.org/10.1016/j.jacc.2010.01.006>.
- [96] Partanen TJ, Vainio HU, Ojajarvi IA, Kauppinen TP. Pancreas cancer, tobacco smoking and consumption of alcoholic beverages: A case-control study. *Cancer Lett* 1997, 116, 27–32. DOI: [https://doi.org/10.1016/S0304-3835\(97\)04744-7](https://doi.org/10.1016/S0304-3835(97)04744-7).
- [97] Sohravandi S, Mortazavian AM, Rezaei K. Health-related aspects of beer: A review. *Int J Food Prop* 2012, 15, 350–373. DOI: <https://doi.org/10.1080/10942912.2010.487627>.
- [98] Castro-Muñoz R. Pervaporation-based membrane processes for the production of non-alcoholic beverages. *J Food Sci Technol* 2019b, 56, 2333–2344. DOI: <https://doi.org/10.1007/s13197-019-03751-4>.

