

1 **Preliminary Study of Linear Viscoelasticity Limits of Cold Recycled**
2 **Mixtures determined in Simple Performance Tester (SPT)**

3 Mariusz Jaczewski, Cezary Szydłowski, Bohdan Dołżycki

4 *Highway and Transportation Engineering Department, Faculty of Civil and Environmental*
5 *Engineering and EkoTech Center, Gdansk University of Technology, Gdansk, Poland*

6 Gdansk University of Technology, Faculty of Civil and Environmental Engineering and EkoTech Center

7 Narutowicza Street 11/12

8 Gdansk, PL 80-233

9 tel.:+48 58 347 27 82

10 e-mail: mariusz.jaczewski@pg.edu.pl

11 **Abstract**

12 The publication presents methodology developed for determination of linear
13 viscoelasticity limits for cold recycled mixtures with cement and bituminous emulsion
14 using Simple Performance Tester (SPT). Methodology was verified on reference
15 materials (PCV and steel dummy specimens, cement concrete and asphalt concrete) to
16 comply with elasticity and viscoelasticity theory. The developed methodology enabled
17 determination of linear viscoelasticity limits for the tested cold recycled mixtures for base
18 course. Tests were conducted for controlled strain ranging from 10 up to 110 μ strain.
19 Linear viscoelasticity limits were determined based on stiffness moduli and phase angles.
20 The combination of binding agents and test temperature had the greatest influence on the
21 obtained values.

22 **Keywords:** linear viscoelasticity; cold recycled mixtures; cement; bituminous
23 emulsion

24

25 **1. Introduction**

26 1.1. Background

27 Constant increase in road traffic and aging of road sections result in deterioration of the
28 existing bituminous road pavements, which should be reconstructed using the most
29 environmentally friendly and low-emission technologies available. Common processes that
30 allow one to obtain a pavement with high bearing capacity include cold recycling, in which
31 material is produced and compacted at ambient temperature. Cold recycled mixture consists of:
32 RAP (reclaimed asphalt pavement) material, virgin aggregate, cement and bituminous emulsion
33 or foamed bitumen. This technology, enabling reuse of any reclaimed pavement material, is
34 used in many countries, including Poland [1,2,3,4], Germany [5], Czechia [6], Italy [7,8,9],
35 Serbia [10], USA [11], Canada [12] and China [13]. Depending on the local climatic conditions
36 and materials used, the mixtures differ in binding agents – cement and bituminous emulsion,
37 cement and foamed bitumen or just one of the listed binders. The amount of the used binders is
38 determined based on local climatic conditions and requirements stated for the prepared
39 mixtures. In colder countries [1], where resistance to water and frost action is a serious issue,
40 the amount of cement increases, while in warmer ones [7, 10] cement is used only to accelerate
41 the breakage of bituminous emulsion and provide minimum mechanical properties of the
42 mixture during further construction works. This results in a very wide range of the used
43 quantities of binding agents: cement content ranges from 0.5% to 6%, with typical values
44 around 2%, while the content of bituminous emulsion or foamed bitumen ranges from 2% to
45 7%, with typical values around 3-4%. Consequently, different mixture recipes vary greatly in
46 the obtained mechanical properties, which also change with time. This also causes considerable



47 problems in terms of proper determination of mechanical and rheological properties of cold
48 recycled mixtures.

49 As cold recycled mixtures have only been extensively researched for the last ten years,
50 there are still no common standards for the tests. Since cold recycled mixtures are partly similar
51 to typical asphalt concretes, appropriately adjusted asphalt concrete test procedures are used for
52 their mechanical characterization [14, 15]. Adjustments are usually introduced based on the
53 experience of the specific researcher [14,15]. Typical tests used for determination of
54 mechanical properties include indirect tensile tests (modulus, strength and fatigue) [7, 16, 26,
55 28] and cyclic compression or tension/compression tests (modulus and phase angle) [12, 14,
56 15], which were originally designed for asphalt mixtures. Compression tests (strength) that
57 were designed for cement-bound materials are also used.

58 Researchers usually assume that cold recycled mixtures fit the model of thermo-
59 rheologically simple linear viscoelastic material [14, 15], due to the strong influence of bitumen
60 present in the bituminous emulsion and RAP material. Previous international practice generally
61 confirms this assumption [15]. The modulus of the mixture changes with test temperature and
62 time of loading. It is possible to develop stiffness modulus and phase angle master curves for
63 the whole range of loading times and test temperatures [14]. Nevertheless, due to the influence
64 of cement, the differences between the highest and lowest values of both properties are not as
65 high as in the case of typical asphalt concretes [14]. This leads to question whether the criteria
66 typically assumed for linear viscoelasticity limits of asphalt concretes can be directly applied
67 to cold recycled mixtures containing Portland cement. Generally, researchers either use the
68 same criteria as for asphalt concretes or lower the values of strain/deformation/stress applied
69 during tests [14, 15]. However, the question of actual linear viscoelasticity limits of cold
70 recycled mixtures and the factors that affect them (such as: age of the specimen, composition

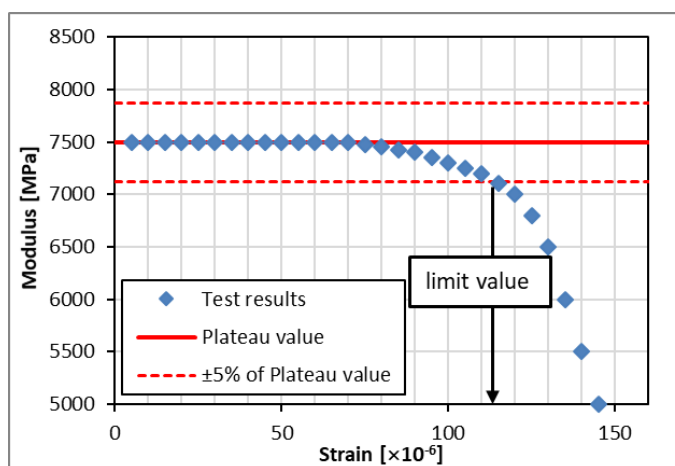
71 of the mixture, test temperature, frequency/time of loading, preparation and compaction of the
72 specimen) still remains open. Establishing correct viscoelasticity limits is required for
73 preparation of unified standard specifications for material testing and, subsequently, for correct
74 modelling of cold recycled mixtures in FEM or other methods. It is also required for proper
75 comparison of the results obtained by different researchers.

76 1.2. Linear viscoelasticity limits in bituminous materials

77 Under typical traffic conditions (typical axle loads, typical traffic speed), all materials
78 with bituminous compounds usually display linear behaviour [17, 18, 19]. In pavement analyses
79 it is usually assumed that their rheological properties (especially moduli and phase angles) at
80 the specific analysed temperature and for typical load conditions are constant regardless of the
81 applied stresses, strains or deformations. However, this assumption is correct only for a specific
82 small range of applied loads, which is referred to as linear viscoelasticity limit (LVE limit) and
83 strongly depends on the tested material, test temperature and test setup. In the case of asphalt
84 mixtures the range of LVE limit is relatively wide; usually it covers the typical values of
85 vehicle-induced strains or stresses that may occur in a pavement. In the case of cyclic
86 compression test, the LVE limit for temperatures ranging from 4°C to 45°C usually falls within
87 the range of 20 μ strain to 115 μ strain [23]. Some discrepancies may be noted at higher
88 temperatures for certain bitumen types (especially softer, with lower ring and ball temperature).
89 Such behaviour of the material enables researchers to assume constant values of mechanical
90 properties in pavement design and analysis. Additionally, when material fulfils the
91 requirements for linear viscoelasticity, it is possible to compare its properties determined in
92 various research efforts conducted at different laboratories. Therefore, it is of great importance
93 to evaluate whether the limits are similar in the case of cold recycled mixtures.



94 The range of linear viscoelasticity limits for bituminous materials has been extensively
95 tested since the 1960s [18, 19, 20]. Usually the ranges of permissible strains (in controlled strain
96 mode) or permissible stresses (in controlled stress mode) are presented in various research
97 works as the linear viscoelasticity limit. Currently, linear viscoelasticity limits or means of their
98 determination for asphalt mixtures are established and included in the standard specifications
99 for laboratory tests (for example, in the amplitude sweep test in the DSR device). It is generally
100 assumed that a material is treated as linear viscoelastic until its modulus deviates more than 5%
101 from the initial modulus value (as presented in Fig. 1, after Airey et al. [18]). The deviation of
102 5% of the modulus value is currently assumed as the LVE limit. While it was observed during
103 complex modulus testing that the phase angle increased when specimens started to show non-
104 linear behaviour, no established limits have been presented yet. In this study criteria similar to
105 those applied to the moduli were assumed to determine viscoelasticity limits in the case of phase
106 angles. Usually the LVE limit is determined solely on the basis of stiffness moduli. Phase angles
107 are taken into consideration in the case of material modelling [31, 32], but are not used as means
108 to determine the LVE limits.



109 **Fig. 1.** Determination of linear viscoelasticity limits for asphalt mixture in strain-controlled mode, after
110 Airey et al. [18]
111

112 1.3. Objectives

113 The main objective of the study is to determine whether the Simple Performance Tester
114 (SPT) apparatus (IPC Global) can be used for evaluation of the viscoelastic behaviour of cold
115 recycled mixtures. Second objective of the study is to determine linear viscoelasticity limits for
116 cold recycled mixtures and analyse the impact of mixture composition (the amounts of binding
117 agents used) on those limits. For this purpose, 9 different cold recycled mixtures (of two types)
118 were tested; their dynamic moduli and phase angles were determined. The study consisted of
119 two main parts: a) adoption of the test methodology and its verification on various materials,
120 and b) analysis of the influence of mixture composition on the determined values of linear
121 viscoelasticity limits. Linear viscoelasticity limits were determined using the criteria
122 established for other asphalt materials, after Airey et al. [18].

123 2. Materials and methods

124 2.1. Materials

125 Preliminary evaluation was also performed on different types of materials (steel and
126 PCV dummy specimens, asphalt concrete, cement concrete). At the preliminary stage, typical
127 road pavement mixtures, representative of each group, were tested. In the case of steel and
128 PCV, dummy calibration specimens were used. In the case of asphalt concrete, a mixture of
129 gradation of 0/32 mm containing 35/50 penetration bitumen was used. In the case of cement
130 concrete, a typical road pavement C35/40 class mixture was used. The mixtures were designed
131 according to the Polish requirements [29, 30].

132 The main part of the laboratory experiments was conducted for two types of cold
133 recycled mixtures. Stage 1 (A and B) was conducted on mixture designed for binder courses
134 and Stage 2 was conducted on mixtures designed for base courses. All mixtures were designed
135 according to the Polish recommendations and local experience [1, 21], with appropriate
136 adjustment for the first mixture (lower maximum gradation). Portland cement CEM I 32.5R

137 and slow-setting cationic asphaltic emulsion C 60 B10 ZM/R (with neat 70/100 residual
 138 bitumen) were used as binding agents. Mixtures were prepared in a laboratory mixer according
 139 to the EN 12697-35 standard. Specimens were compacted in a gyratory compactor according
 140 to the EN 12697-31 standard. The limiting compaction ratio was set as 99% of the maximum
 141 dry density determined in the modified Proctor test. The specimens were compacted to the
 142 height of 170 mm and the diameter of 150 mm and later cut to the target specimen height of
 143 150 mm and diameter of 100 mm. The base course mixture specimens were previously used in
 144 long-term tests [14, 22]. In each case the age of the specimen was over a year, so the impact of
 145 the processes associated with curing of the materials was minimised. Basic information
 146 regarding composition of cold recycled mixtures used in the study is presented in Table 1.

147
 148

Table 1. Properties of cold recycled mixtures.

Property	Stage of the study Mixture designation (b/c ratio)	
	First stage C3E7 (1.52)	Second stage C2E2 (0.65), C2E4 (1.30), C2E6 (1.95) C4E2 (0.33), C4E6 (0.98) C6E2 (0.22), C6E4 (0.43), C6E6 (0.65)
Mixture composition		
Virgin aggregate 0/16 or 0/31.5 ^{a)} (% by mass)	23.3	18
Virgin aggregate 0/2 (% by mass)	9.3	10, 8, 6 ^{b)} (depending on the cement content)
RAP aggregate (% by mass)	57.5	70
Bitumen emulsion content (% by mass)	7	2, 4, 6
Cement content (% by mass)	3	2, 4, 6

Remarks:

1) Mixture designations are as follows: C – quantity of cement in the mixture [%], E – quantity of emulsion in the mixture [%], b/c ratio – residual bitumen to cement ratio

2) Detailed information regarding the tested mixtures can be found in previous studies [14, 22]

a) 0/16 in the case of C3E7 mixture and 0/31.5 in the case of C2E2, C2E4, C2E6, C4E2, C4E6, C6E2, C6E4 and C6E6 mixtures

b) depending on the cement content; total quantity of cement and virgin aggregate 0/2: 12 % (by mass)

149

150 2.2. Methods

151 2.2.1. Cyclic compression test

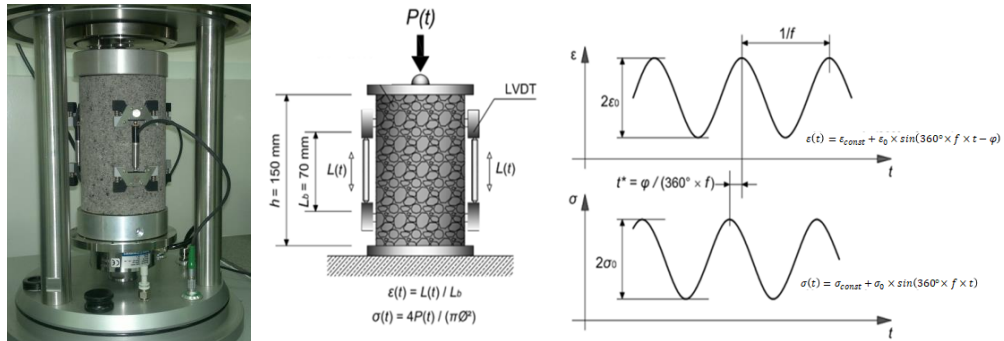
152 Stiffness moduli and phase angles for all mixtures were determined in the cyclic
153 compression test according to the AASHTO TP79 standard [23]. Tests were performed using
154 Simple Performance Tester (IPC Global, Australia). The tests were conducted at two
155 temperatures depending on the stage of the experiment: first stage was conducted at 10°C to
156 avoid excessive deformation of the specimen; the second stage was conducted at 20°C. Prior to
157 testing, each specimen was conditioned overnight at the temperature of the test. Dynamic
158 moduli and phase angles were determined for 9 frequencies: 25, 20, 10, 5, 2, 1, 0.5, 0.2 and 0.1
159 Hz.

160 The performed study encompassed three major stages. Preliminary stage consisted in
161 performance of the SPT test on known elastic and viscoelastic materials to verify the used test
162 equipment. Stage 1 aimed to confirm that the observed behaviour of cold recycled mixtures is
163 caused by nonlinearity of the tested mixtures (and not by other phenomena, such as material
164 fatigue) and to determine whether the applied methodology can be utilised for determination of
165 linear viscoelasticity limits for cold recycled mixtures. Stage 2 was the main research, which
166 aimed to determine mixture properties that have influence on linear viscoelasticity limits of
167 cold recycled mixtures. To achieve these goals, the following conditions were applied at
168 respective stages of research:

- 169 • Preliminary Stage – testing on known materials (cement concrete, steel and PCV
170 – elastic materials; asphalt concrete AC 22P – viscoelastic material) to verify
171 whether the Simple Performance Tester can be used to determine the
172 viscoelasticity and its limits and whether it can correctly differentiate between
173 elastic and viscoelastic behaviour of materials. 15 consecutive test series were
174 performed with varied controlled strain: ranging from the level of 10-20 μ strain

- 175 up to 150-160 μ strain, with the constant increment of 10 μ strain in consecutive
176 tests.
- 177 • Stage 1A – determination of the impact of consecutive tests on specimen (the
178 impact of specimen fatigue on obtained results). 16 consecutive tests – first 6
179 tests were conducted for controlled strain value in the range of 50-60 μ strain,
180 the following 10 tests were conducted for controlled strain value in the range of
181 90-100 μ strain.
 - 182 • Stage 1B – adopting the methodology for determination of linear viscoelasticity
183 limits and verification vs. other elastic and viscoelastic materials. 15 consecutive
184 tests were performed with varied controlled strain values: ranging from the level
185 of 10-20 μ strain, up to 150-160 μ strain, with the constant increment of 10
186 μ strain in consecutive tests.
 - 187 • Stage 2 – determination of the influence of mixture composition on linear
188 viscoelasticity limits. 10 consecutive tests were performed with varied
189 controlled strain value: ranging from the level of 10-20 μ strain up to 100-110
190 μ strain, with the constant increment of 10 μ strain in consecutive tests.

191 For the main part of the conducted research (Stages 1 and 2), the typical test setup and
192 procedure was as follows: mounting a preconditioned specimen in the test chamber, reaching
193 the designated test temperature, first test (9 frequencies), 10 minutes rest, second test (9
194 frequencies), 10 minutes rest, next test (9 frequencies) etc., until the final test conditions were
195 reached (either the maximum controlled strain value or the specified number of test repetitions).
196 The test setup is presented in Fig. 2. In the first stage two different specimens were used, (one
197 in Stage 1A and one in Stage 1B). In the second stage a single specimen for each mixture
198 composition was used.



199 **Fig. 2.** Simple Performance Tester – test setup: Specimen ready for testing (left) scheme of the test in
 200 Simple Performance Tester (centre) and plot that visualises the shift between stress and strain (right).
 201
 202
 203

204 **3. Results and discussion**

205 All the obtained results were determined using cyclic compression test mode, as
 206 described in the preceding section. Using a different test load mode, such as tension-
 207 compression, bending or shear, can give different results. Cyclic compression test mode was
 208 chosen due to its widespread usage and the simplest preparation of specimen and performance
 209 of the test.

210 **3.1. Verification of the results determined in the Simple Performance Tester for known**
 211 **elastic and viscoelastic materials – Preliminary stage**

212 Procedure planned for testing of cold recycled mixtures was first validated on two
 213 groups of known materials – elastic and viscoelastic – to determine whether the obtained results
 214 are correct and correspond to the basic theoretical models. Tested specimens are presented in
 215 Fig. 3.

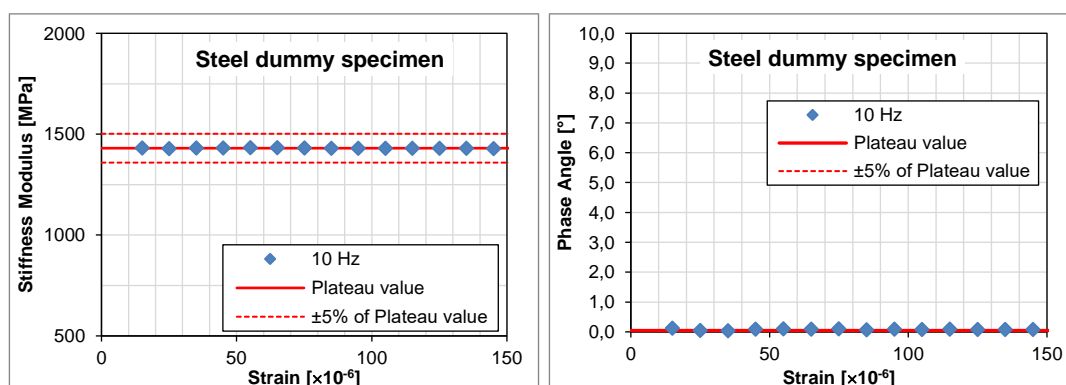


216
217
218

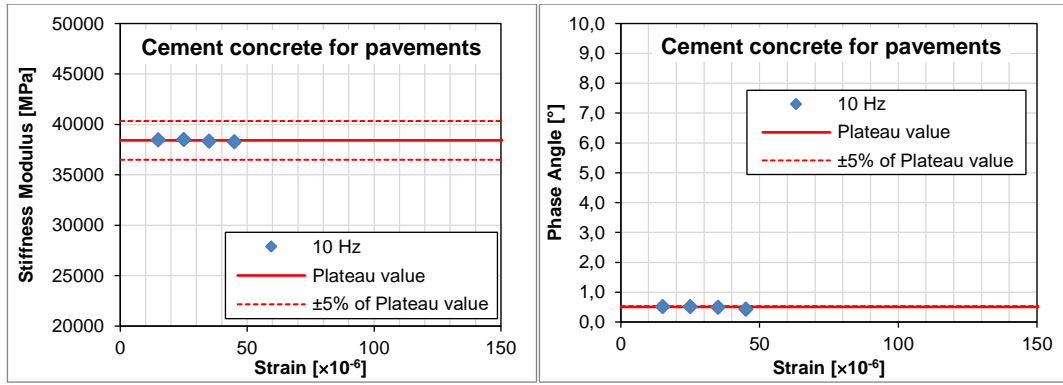
Fig. 3. Specimens used for verification of the test procedure (from left): steel dummy specimen, cement concrete, PCV and asphalt concrete.

219 Each specimen was subjected to 15 consecutive tests. The applied strain ranged from
220 10-20 μ strain to 150-160 μ strain. The tested materials were elastic – steel dummy specimen
221 used for calibration of the SPT device, cement concrete of C35/40 class and PCV (results
222 presented in Fig. 4) – and viscoelastic – asphalt concrete of class AC 22P with 35/50 neat
223 bitumen for asphalt base course (results presented in Fig. 5). In the case of cement concrete, the
224 test was ended at strain range of 40-50 μ strain due to very high strength of the material; the
225 SPT equipment could not perform test at higher strains.

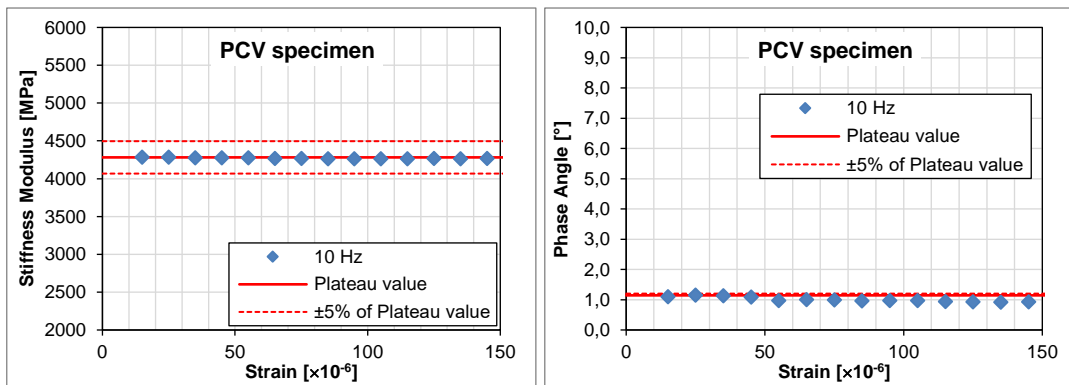
226



227



228

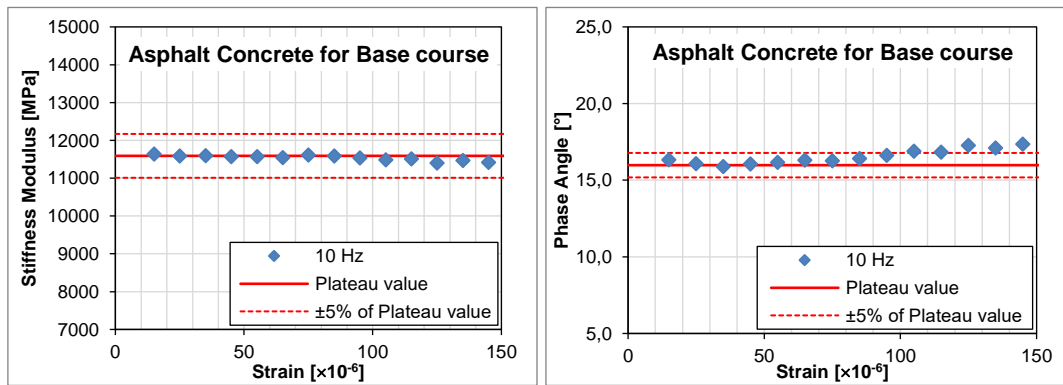


229

230

Fig. 4. Verification of linear behaviour of elastic materials: steel dummy specimen, cement concrete and PCV, $T = 20^{\circ}\text{C}$, $f = 10\text{ Hz}$.

231



232

233

Fig. 5. Verification of linear behaviour of viscoelastic materials: asphalt concrete for base course, $T = 20^{\circ}\text{C}$, $f = 10\text{ Hz}$.

234

235

236

237

238

239

For elastic specimens the obtained results correspond to the general theory – the stiffness modulus does not change with a change in load and the reaction of the material is immediate (phase angle equal to 0°). Such results were obtained for all the tested elastic materials. Some discrepancies are visible in the case of phase angles. For the steel dummy specimen and cement concrete the results are $<1^{\circ}$, which is in agreement with previous studies. In the case of the PCV specimen, the phase angle of $\sim 1^{\circ}$ suggests that the material is not ideally

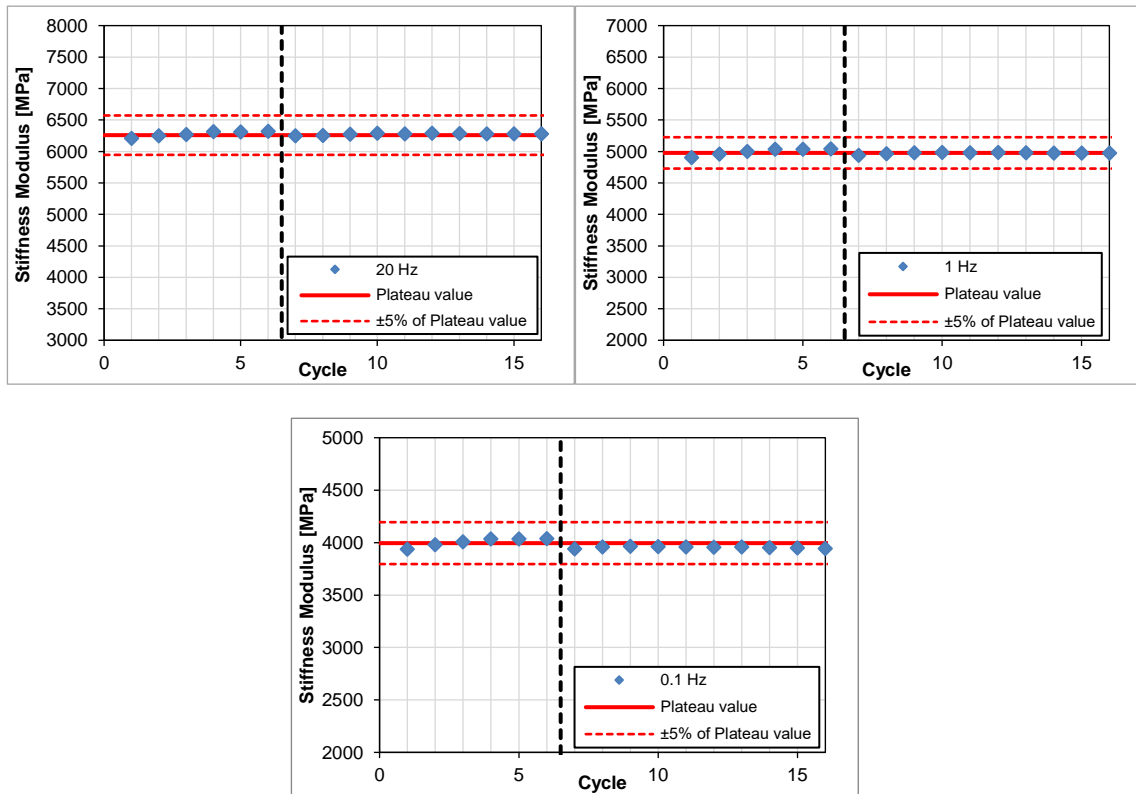
240 elastic, but still fits the general theory of immediate response to the subjected load. In the case
241 of viscoelastic material (asphalt concrete), the obtained verification test results are also in
242 agreement with the general theory. Stiffness modulus maintains constant value for small strains,
243 while further, for higher strains, the modulus starts to decrease, as visible for strains of 120
244 μ strain and greater. In the case of phase angle, a steady increase in its value is visible almost
245 across the entire range of tested strains (for 30 μ strain and greater). Therefore, the conducted
246 tests confirmed compliance with the theory.

247 3.2.Verification of the methodology for determination of linear viscoelasticity limits of 248 cold recycled mixtures – Stage 1

249 Previous research [16, 25, 26, 27, 28] proved that cold recycled mixtures are similar to
250 asphalt mixtures in terms of fatigue behaviour. Therefore, it was important to determine first
251 whether the observed behaviour is fatigue of the tested mixture or rather a change due to
252 nonlinear viscoelastic behaviour. For this purpose, one specimen of the C3E7 mixture was
253 subjected to two series of loading: first to six low-strain (50-60 μ strain) tests and next to ten
254 medium-strain (90-100 μ strains) tests. Each full test in the SPT equipment consists of 180 load
255 cycles of variable loading time (from 0.1 Hz up to 25 Hz). Taking the performed sixteen tests,
256 specimen was subjected to a total of 2880 load cycles. Behaviour of the specimen was similar
257 across all load frequencies, : after a steady increase in the modulus, the constant value was
258 obtained – higher for low strains and slightly lower for medium strains. The difference between
259 the highest and the lowest modulus plateau value was within 0.5%. Behaviour of phase angle
260 was different. In the first cycles with low strains, phase angles slightly decreased before
261 reaching a constant value. When higher strains were applied in the following cycles, the
262 measured phase angles were already at their constant value, which was greater than that
263 measured for low strains. The difference between the highest and the lowest plateau value

264 ranged from 0.3% to 1.4%. The values of moduli and phase angles obtained for selected
 265 frequencies are presented in Figs 6 and 7. No influence of mixture fatigue on the rheological
 266 parameters was observed during the consecutive tests. The vertical dashed line in the figures
 267 represents the change between the different levels of controlled strain applied to the specimen
 268 (6 tests at low strain and 10 tests at medium strain).

269



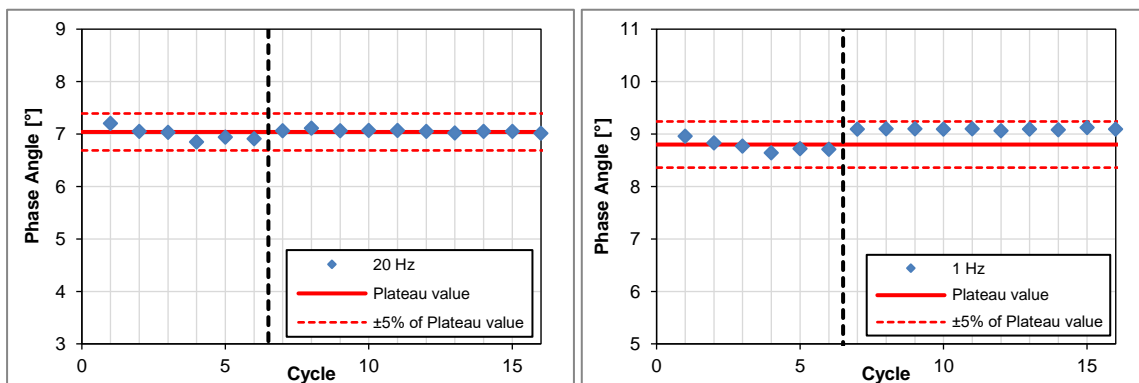
270

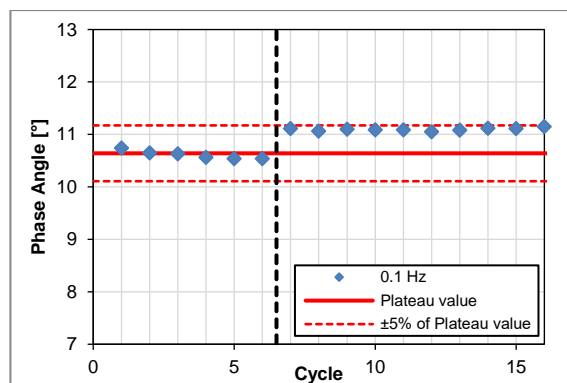
271

272

Fig. 6. Stage 1A test results – stiffness modulus, $T = 10^{\circ}\text{C}$, test frequencies: 20 Hz, 1 Hz, 0.1 Hz, C3E7 specimen

273



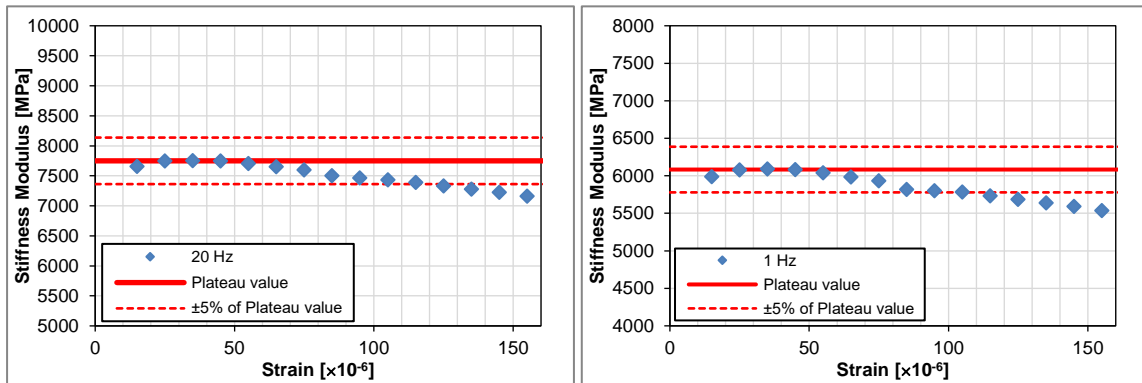


274
275 **Fig. 7.** Stage 1A test results – phase angles, $T = 10^{\circ}\text{C}$, test frequencies: 20 Hz, 1 Hz, 0.1 Hz, C3E7
276 specimen

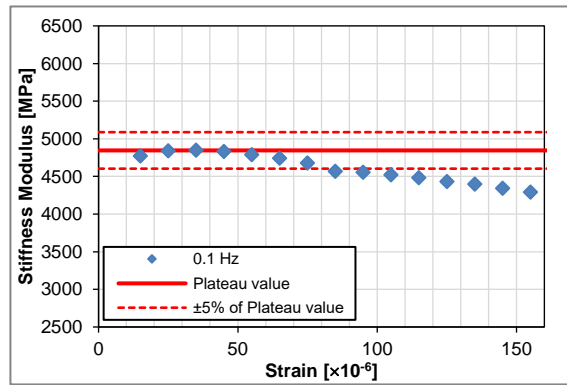
277 The aim of the next step was to determine whether the different (gradually increasing)
278 strains applied to the specimen influence the values of rheological properties of cold recycled
279 mixtures similarly to the case of asphalt mixtures (presented in Fig. 1). For this purpose, 15
280 consecutive tests were performed on a single specimen. The applied strain ranged from 10-20
281 μstrain to 150-160 μstrain . The tests were divided into two days, with one long rest period.
282 Strains from 10 up to 80 μstrain were tested on the first day, while strains greater than 80 μstrain
283 were tested on the second day. While this fact did not significantly affect the obtained values
284 of stiffness modulus (only a small deviation from the line), it resulted in a considerable
285 difference in the case of the phase angles (visible in Fig. 9). Nevertheless, for the purpose of
286 this stage of the research, the obtained results of rheological parameters were sufficient. Cold
287 recycled mixtures displayed behaviour similar to asphalt mixtures – the obtained values of
288 stiffness modulus began to decrease after reaching a specific strain limit; in the case of phase
289 angle the obtained values began to increase. Example results are presented in Figs 8 and 9. One
290 difference was observed in comparison to asphalt mixtures – the “length” of the plateau was
291 different for phase angles and for stiffness values. It is also visible that linear viscoelasticity
292 limits (5% of difference) are different for stiffness moduli and phase angles, even despite the
293 fact that some phase angle values have shifted. The visible change in phase angles could have
294 also resulted from a change in the structure of the recycled mixture and beginning of non-linear
295 creep or strain hardening due to creep. During this stage of the research, it was confirmed that

296 it is possible to apply the methodology used in the case of asphalt mixtures to cold recycled
 297 mixtures.

298



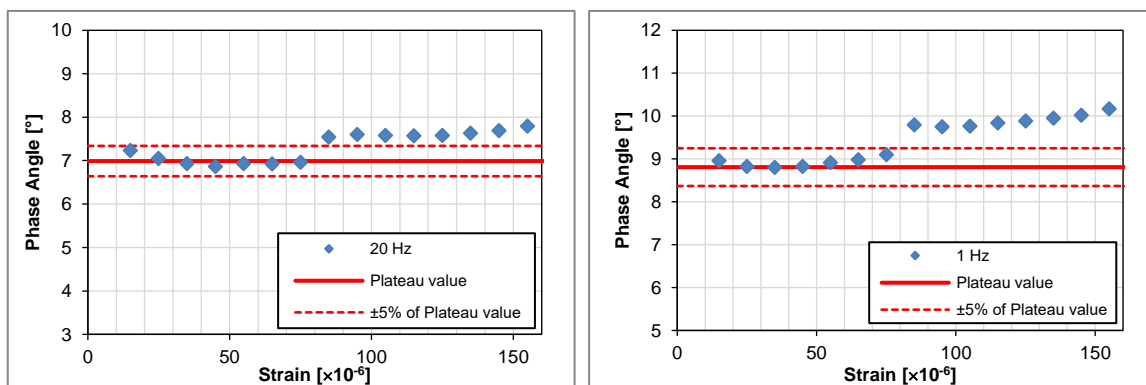
299

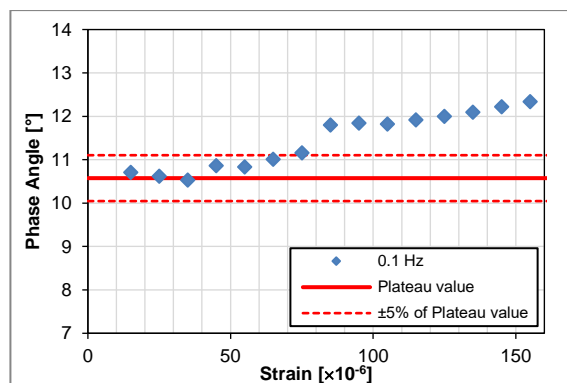


300
 301

Fig. 8. Stage 1B test results – stiffness modulus, $T = 10^{\circ}\text{C}$, test frequencies: 20 Hz, 1 Hz, 0.1 Hz, C3E7 specimen

302

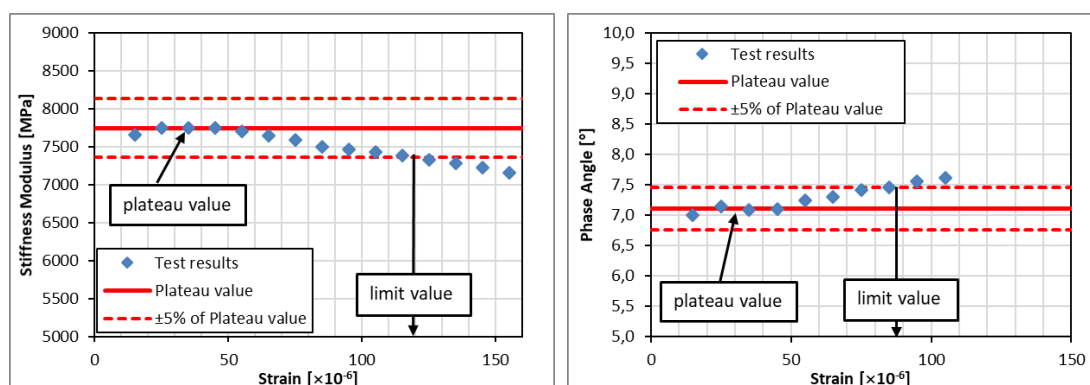




303
304
305

Fig. 9. Stage 1B test results – phase angles, $T = 10^{\circ}\text{C}$, test frequencies: 20 Hz, 1 Hz, 0.1 Hz, C3E7 specimen

306 The final methodology assumed in further research for determination of linear
307 viscoelasticity limits is presented in Fig. 10. It was determined that in the following stage the
308 specimen should be tested in the range of strains from 10-20 μstrain up to 100-110 μstrain . The
309 plateau value for each specimen was assumed based on the results obtained for the range of
310 controlled strain between 20 and 40 μstrain . If the values of the tested property were within the
311 range of $\pm 5\%$ of the plateau value for all test conditions, the limit value was determined to be
312 $>110 \mu\text{strain}$. Specimens that displayed such values will be tested again in further studies.

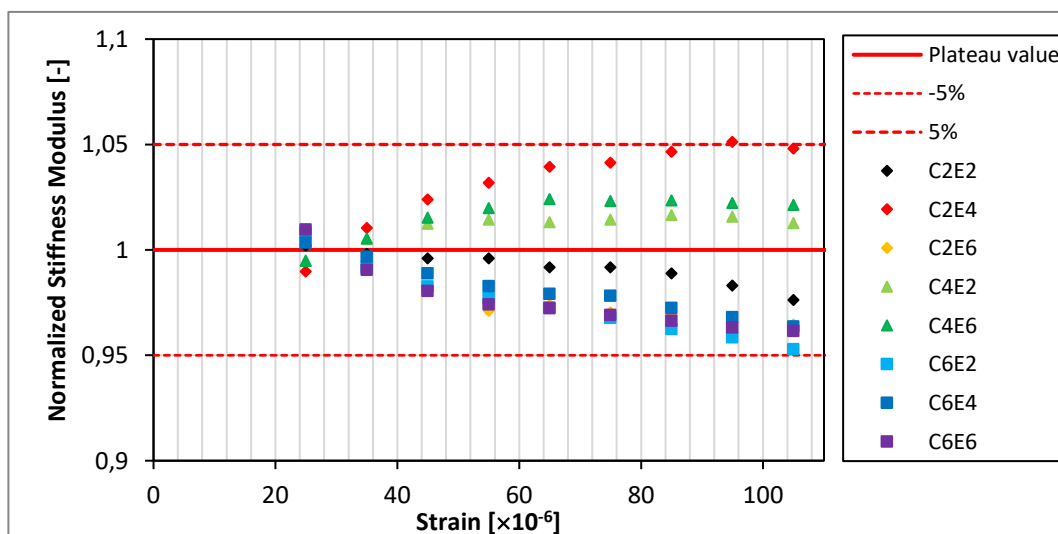


313
314 **Fig. 10.** Determination of linear viscoelasticity limits: on the basis of dynamic modulus (left); on the basis
315 of phase angle (right).

316 3.3. Determination of linear viscoelasticity limits for different combinations of binding
317 agents and temperatures – Stage 2

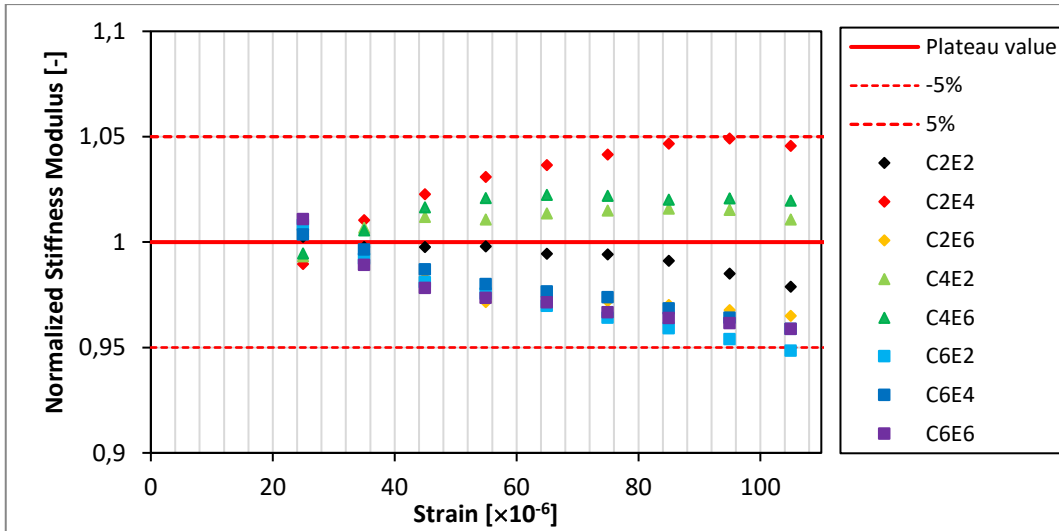
318 Stiffness moduli and phase angles determined during the main (second) stage of the
319 study are presented in Figs 11, 12 and 13 (normalised stiffness moduli) and Figs 14, 15 and 16

320 (normalised phase angles). Results for three frequencies (20 Hz, 10 Hz, 1 Hz) were presented
 321 for all the tested mixtures. Frequencies were selected to present mixture behaviour across a
 322 wide range of loading conditions. However, certain mixtures did not display clear linear
 323 viscoelasticity limits for the selected loading conditions (range of applied strains). Some of
 324 them presented constant plateau value, without any signs of decrease, up to strain value of 100
 325 μ strain. It is especially apparent in the case of mixtures with higher content of bituminous
 326 emulsion and lower content of cement. A possible cause of such behaviour is strain hardening
 327 due to creep of specimens with high quantity of bitumen (in emulsion and/or RAP). This aspect
 328 calls for further investigation with more bitumen-dominated specimens. Different behaviour is
 329 visible in mixtures which contained 6% of cement. In every mixture from this group, a decrease
 330 in stiffness modulus with an increase in strain is visible from the beginning. This behaviour
 331 changes slightly when the quantity of bituminous emulsion increases. Two stages of the
 332 phenomenon are visible – after the initial relatively rapid decrease in value (up to around 50
 333 μ strain), the rate of decrease is reduced. In contrast, only one type of behaviour is visible in the
 334 case of phase angles – after a short plateau (up to 50 μ strains), the value of phase angle starts
 335 to increase at a constant rate.



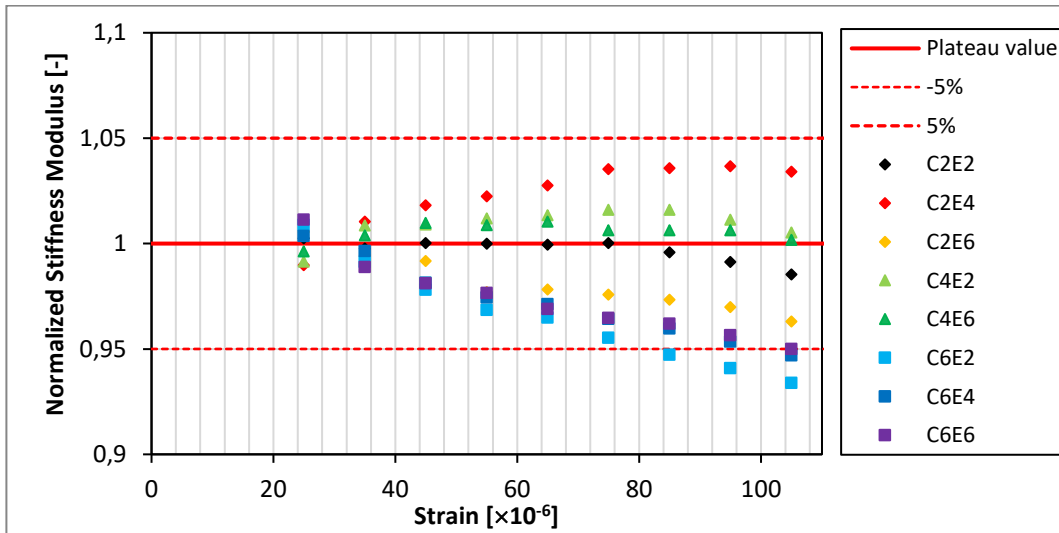
336
 337 **Fig. 11.** Stage 2 test results – stiffness modulus, $f = 20$ Hz, $T = 20^\circ\text{C}$
 338

339



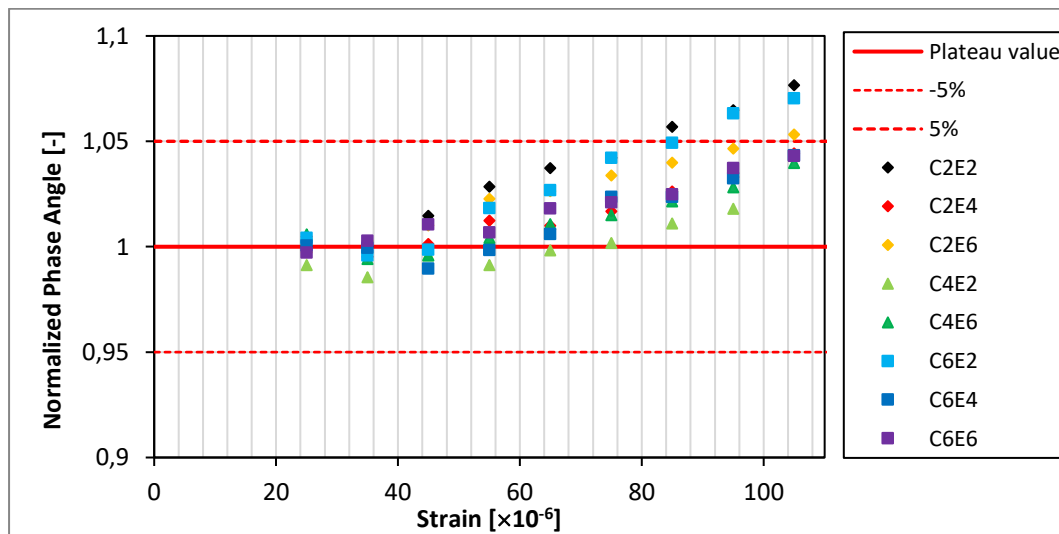
340
341

Fig. 12. Stage 2 test results – stiffness modulus, $f = 10$ Hz, $T = 20^\circ\text{C}$



342
343
344
345

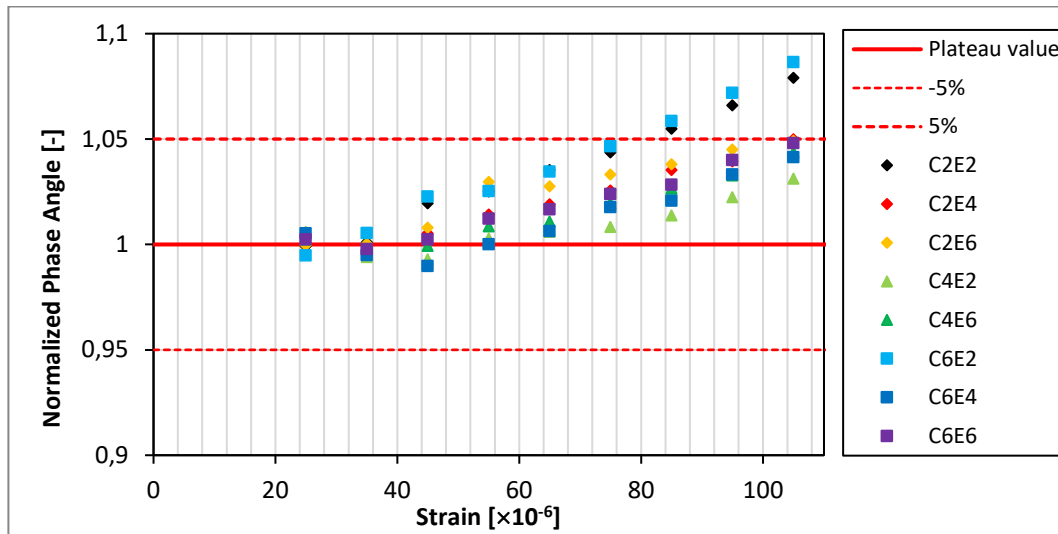
Fig. 13. Stage 2 test results – stiffness modulus, $f = 1$ Hz, $T = 20^\circ\text{C}$



346

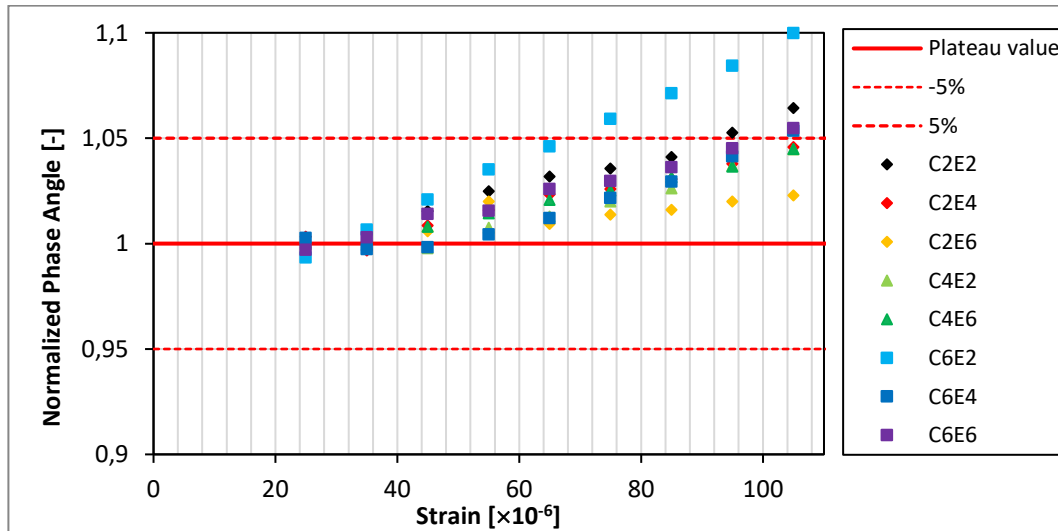
347
348

Fig. 14. Stage 2 test results – phase angle, $f = 20$ Hz, $T = 20^\circ\text{C}$



349
350
351
352

Fig. 15. Stage 2 test results – phase angle, $f = 10$ Hz, $T = 20^\circ\text{C}$



353
354
355
356

Fig. 16. Stage 2 test results – phase angle, $f = 1$ Hz, $T = 20^\circ\text{C}$

357 Linear viscoelasticity limits were determined for each frequency and mixture
358 composition on the basis of stiffness moduli and phase angles, using methodology presented in
359 section 2.2.2. Limits were determined for 8 different cold recycled mixtures, which differed
360 only in the quantities of binding agents used. The remaining properties and the age of the
361 specimens were the same. In contrast to Stage 1 of the research, linear viscoelasticity limits
362 were reached only for several specimens, as visible in Figs 11 to 16. The influence of strain
363 hardening due to creep of the mixture is visible in some of the tested specimens. It is observable

364 as a slowing increase in stiffness modulus with consecutive strain increases (cf. Figs 11-13,
 365 specimens C4E2 and C4E6). Different behaviour of specimens tested in Stage 2 in comparison
 366 to Stage 1B proves that the test temperature also has impact on the values of linear
 367 viscoelasticity limits. The determined linear viscoelasticity limits are presented in Table 2. The
 368 lowest values of the determined linear viscoelasticity limits were highlighted in grey. This value
 369 was assumed as the recommended maximum strain in the SPT test of cold recycled mixtures,
 370 as it was the maximum value for which all the tested specimens (regardless of their composition
 371 and test temperature) remained in the LVE limit assumed as deviation of +5% of the initial
 372 stiffness/phase angle value.

373 **Table 2.** Stage 2 – linear viscoelasticity limits (stiffness modulus, phase angle), C3E7 ($T = 10^{\circ}\text{C}$), other
 374 specimens ($T = 20^{\circ}\text{C}$)

Mixture designation	Linear viscoelasticity limits (μstrain)								
	Test frequency [Hz]								
	25	20	10	5	2	1	0.5	0.2	0.1
Stage 1B									
C3E7 (E^*)	>110	>110	>110	>110	105	105	95	75	75
C3E7 (φ)	75	75	75	75	75	75	75	75	65
Stage 2 (stiffness modulus E^*)									
C2E2	>110	>110	>110	>110	>110	>110	>110	>110	>110
C2E4	>110	>110	>110	>110	>110	>110	>110	>110	>110
C2E6	>110	>110	>110	>110	>110	>110	>110	>110	>110
C4E2	>110	>110	>110	>110	>110	>110	>110	>110	>110
C4E6	>110	>110	>110	>110	>110	>110	>110	>110	>110
C6E2	>110	>110	95	85	85	75	75	65	65
C6E4	>110	>110	>110	>110	>110	95	85	85	85
C6E6	>110	>110	>110	>110	>110	95	95	85	85
Stage 2 (phase angle φ)									
C2E2	85	75	75	75	85	85	95	>110	>110
C2E4	95	>110	95	95	95	>110	>110	>110	>110
C2E6	95	95	95	>110	>110	>110	>110	>110	>110
C4E2	>110	>110	>110	>110	>110	>110	>110	>110	>110
C4E6	>110	>110	>110	>110	>110	>110	>110	>110	>110
C6E2	95	85	75	75	65	65	65	65	65
C6E4	>110	>110	>110	>110	>110	95	95	95	>110
C6E6	>110	>110	>110	95	95	95	95	95	95

375 For mixtures with small and medium quantity of cement, linear viscoelasticity limits
 376 determined based on the stiffness moduli were not reached, regardless of the used quantity of
 377 bituminous emulsion. Across all the tested strains, those mixtures remained within their linear
 378 viscoelasticity limits. Different behaviour was visible in the case of mixtures with higher

379 quantity of cement (which displayed the highest values of stiffness modulus). The obtained
380 linear viscoelasticity limits decreased with a decrease in value of the applied load frequency
381 (and with an increase in the time of loading). Nonlinear behaviour was observed earlier for the
382 mixture with lower quantity of emulsion. It was also the mixture with the lowest
383 bitumen/cement ratio. It could not be confirmed whether similar behaviour might be observable
384 for other compositions – it will be the subject of further studies.

385 In the case of the limits determined based on phase angles, the behaviour is more
386 complex. Factor which could have strong influence in this case are relatively low values of the
387 analysed property (in comparison to the stiffness moduli). In this case, linear viscoelasticity
388 limits were not reached only for mixtures with 4% of cement. Limits of mixtures with 6%
389 cement content displayed behaviour similar to that of limits determined based on stiffness
390 moduli – the limit decreased with a decrease in test load frequency. Similarly, lower values of
391 limits were obtained for the mixture with the lowest quantity of bituminous emulsion.
392 Interestingly, opposite behaviour was observed in the case of mixtures with 2% cement content
393 – their linear viscoelasticity limits increase with a decrease in test load frequency. However,
394 similarly to the mixtures with 6% of cement, the lowest limits were obtained for the mixture
395 with the lowest quantity of bituminous emulsion.

396 **4. Summary and conclusions**

397 Based on the performed tests and analyses, the following conclusions can be drawn:

- 398 1. Tests performed in Simple Performance Tester in cyclic compression test mode
399 enable determination of viscoelastic behaviour of the tested specimens and
400 limits of linear viscoelastic behaviour of cold recycled mixtures. Elastic and
401 viscoelastic properties comply with general theory. The obtained results,

402 especially the viscoelasticity limits, could be different under different test load
403 mode (for example, tension-compression or bending).

404 2. Cold recycled mixtures present viscoelastic behaviour similar to other materials
405 with bituminous components. This fact is visible even in the case of specimens
406 that were stored for more than 1 year in laboratory conditions and presented
407 behaviour similar to cement-bound materials in terms of the increase in modulus
408 with time.

409 3. Methodology used for determination of linear viscoelasticity limits for asphalt
410 materials can be applied successfully also in the case of cold recycled mixtures.

411 4. Cold recycled mixtures display different linear viscoelastic behaviour than
412 asphalt mixtures based purely on bituminous binders – constant value plateau is
413 shorter than in the case of pure asphalt mixtures.

414 5. For cold recycled mixtures, limits determined based on stiffness modulus and
415 based on phase angle have different values for the same specimen.

416 6. Linear viscoelasticity limits depend on mixture composition (especially
417 quantities of binding agents) and the test temperature:

418 ○ Linear viscoelasticity limits (determined both on the basis of phase angle
419 and stiffness modulus) for mixtures containing high quantity of cement
420 decrease with a decrease in the test load frequency

421 ○ Linear viscoelasticity limits (determined based on phase angle) for mixtures
422 containing low quantity of cement increase with a decrease in the test load
423 frequency

424 7. Linear viscoelasticity limits increase with a decrease in test temperature.

425 8. The recommended strain value used in the SPT equipment should be lower than
426 65 μ strains.

427 Limitations of the conducted study, in conjunction with the planned future works, are
428 discussed below:

- 429 • Research was performed on limited combinations of specimens and test
430 conditions – only two similar temperatures, two mixture combinations, narrow
431 range of the applied strains and only one age of test specimens. Moreover, only
432 laboratory-prepared and conditioned specimens were tested.
- 433 • Conclusions presented in the paper are valid only for the strain limits considered
434 in the study (up to 110 μ strain). Increasing the test strain limit could result in
435 different behaviour of the material.
- 436 • Further research should be focused on the influence of test temperature on linear
437 viscoelasticity limit values, especially for temperatures greater than 30°C. Next
438 stages should encompass analyses of the influence of mixture composition and
439 base materials used, the age of the specimen and the applied curing and
440 compacting procedures.

441 **Acknowledgments**

442 The authors want to acknowledge the following people for their help and motivation for
443 the study: Arnaud Mannerie, MSc. student, who conducted laboratory tests under Stage 2 of
444 the presented research, prof. Andrea Graziani (Università Politecnica delle Marche) and prof.
445 Alan Carter (École de Technologie Supérieure) for their comments and remarks which were
446 the primary inspiration for the presented study. Financial support for these studies from the
447 Gdańsk University of Technology under the DEC-43/2020/IDUB/I.3.3 grant “Linear and non-
448 linear viscoelastic behaviour of cold recycled bitumen-cement composites” – ‘Excellence
449 Initiative – Research University’ program is gratefully acknowledged.

450 **Authorship contribution statement**

451 Mariusz Jaczewski (M.J.) conceived and designed the experiments, supervised the
452 research presented in the paper, developed the research methodology, performed the
453 experiments (Stage 1), supervised the experiments (Stage 2), analysed the data, wrote the paper;
454 Cezary Szydłowski (C.S.) developed the research methodology, performed the experiments
455 (Stage 0), analysed the data, wrote the paper; Bohdan Dołżycki (B.D.) analysed the data, wrote
456 the paper.

457 **Declaration of Competing Interest**

458 The authors declare that they have no known competing financial interests or personal
459 relationships that could have appeared to influence the work reported in this paper.

460 **References**

- 461 1. Dołżycki B., Jaskuła P., Review and evaluation of cold recycling with bitumen emulsion
462 and cement for rehabilitation of old pavements, Journal of Traffic and Transportation
463 Engineering (English Edition) 6(4) (2019) 311-418,
464 <https://doi.org/10.1016/j.jtte.2019.02.002>.
- 465 2. Kukiełka J., Bańkowski W., The experimental study of mineral-cement-emulsion mixtures
466 with rubber powder addition, Construction and Building Materials 226 (2019) 759-766,
467 <https://doi.org/10.1016/j.conbuildmat.2019.07.276>
- 468 3. Chomicz-Kowalska, A., Stepień, J., Cost and Eco-Effective Cold In-Place Recycled
469 Mixtures with Foamed Bitumen during the Reconstruction of a Road Section under
470 Variable Load Bearing Capacity of the Subgrade, Procedia Engineering 161 (2016) 980-
471 989, <https://doi.org/10.1016/j.proeng.2016.08.837>

- 472 4. Iwański, M., Mazurek G., Buczyński, P., Bitumen foaming optimisation process on the
473 basis of rheological properties, *Materials* 11(10) (2018) 1854,
474 <https://doi.org/10.3390/ma11101854>
- 475 5. Merkblatt für Kaltrecycling in situ im Straßenoberbau. Forschungsgesellschaft für Straßen-
476 und Verkehrswesen Arbeitsgruppe Mineralstoffe im Straßenbau, (2005) Köln
- 477 6. Valentin J., Cízková Z., Suda J., Batista F., Mollenhauer K., Simnofske D., Stiffness
478 characterization of cold recycled mixtures, *Transportation Research Procedia* 14 (2016)
479 758–767, <http://dx.doi.org/10.1016/j.trpro.2016.05.065>
- 480 7. Bocci, M., Grilli, A., Cardone, F., Graziani, A., A study on the mechanical behaviour of
481 cement-bitumen treated materials, *Construction and Building Materials* 25(2) (2011) 773-
482 778, <https://doi.org/10.1016/j.conbuildmat.2010.07.007>
- 483 8. Grilli, A., Cardone, F., Bocci, E., Mechanical behaviour of cement-bitumen treated
484 materials containing different amounts of reclaimed asphalt, *European Journal of*
485 *Environmental and Civil Engineering* 22(7) (2018) 836-851,
486 <https://doi.org/10.1080/19648189.2016.1219972>
- 487 9. Sangiorgi, C., Tataranni, P., Simone, A., Vignali, V., Lantieri, C., Dondi, G., A laboratory
488 and field evaluation of Cold Recycled Mixture for base layer entirely made with Reclaimed
489 Asphalt Pavement, *Construction and Building Materials* 138 (2017) 232-239,
490 [10.1016/j.conbuildmat.2017.02.004](https://doi.org/10.1016/j.conbuildmat.2017.02.004)
- 491 10. Miljković, M., Poulikakos, L., Piemontese, F., Shakoorioskooie, M., Lura, P., Mechanical
492 behaviour of bitumen emulsion-cement composites across the structural transition of the
493 co-binder system, *Construction and Building Materials* 215 (2019) 217-232,
494 <https://doi.org/10.1016/j.conbuildmat.2019.04.169>
- 495 11. Michael M., Marti P.E., Mielke A., Synthesis of Asphalt Recycling in Minnesota,
496 Minnesota Local Road Research Board, St. Paul (2002)



- 497 12. Raschia, S., Graziani, A., Carter, A., Perraton, D., Laboratory mechanical characterisation
498 of cold recycled mixtures produced with different RAP sources, *Road Materials and*
499 *Pavement Design*, 20(sup1) (2019) S233-S246,
500 <https://doi.org/10.1080/14680629.2019.1588775>
- 501 13. Yan J., Leng Z., Li F., Zhu H., Bao S., Early-age strength and long-term performance of
502 asphalt emulsion cold recycled mixes with various cement contents, *Construction and*
503 *Building Materials* 137 (2017) 153–159,
504 <http://dx.doi.org/10.1016/j.conbuildmat.2017.01.114>
- 505 14. Dolzycki B., Jaczewski M., Szydłowski C., The long-term properties of mineral-cement-
506 emulsion mixtures, *Construction and Building Materials* 156 (2017) 799-808,
507 <https://doi.org/10.1016/j.conbuildmat.2017.09.032>
- 508 15. Graziani, A., Mignini, C., Bocci, E., Bocci, M., Complex modulus testing and rheological
509 modeling of cold-recycled mixtures, *Journal of Testing and Evaluation* 48(1) (2019)
510 20180905, <https://doi.org/10.1520/JTE20180905>
- 511 16. Dolzycki, B., Szydłowski, C., Jaczewski, M., The influence of combination of binding
512 agents on fatigue properties of deep cold in-place recycled mixtures in Indirect Tensile
513 Fatigue Test (ITFT), *Construction and Building Materials* 239 (2020) 117825,
514 <https://doi.org/10.1016/j.conbuildmat.2019.117825>
- 515 17. Di Benedetto H., Sauzeat C., Bilodeau K., Buannic M., Mangiafico S., Nguyen Q.T.,
516 Pouget S., Tapsoba N., Van Rompu J., General overview of the time temperature
517 superposition principle validity for materials containing bituminous binder, *International*
518 *Journal of Roads and Airports* 1 (2011) 35–52, [https://doi.org/10.5568/ijra.2011-01-](https://doi.org/10.5568/ijra.2011-01-03.3552)
519 [03.3552](https://doi.org/10.5568/ijra.2011-01-03.3552)
- 520 18. Airey G.D., Rahimzadeh B., Collop A.C., Linear Viscoelastic Limits of Bituminous
521 Binders, *Journal of the Association of Asphalt Paving Technologists* 71 (2002) 160-196



- 522 19. Airey G.D., Rahimzadeh B., Collop A.C. Linear Viscoelastic Performance of Asphaltic
523 Materials, Road Materials and Pavement Design 4(3) (2003) 269-292,
524 <https://doi.org/10.1080/14680629.2003.9689949>
- 525 20. Judycki J., Non-linear viscoelastic behaviour of conventional and modified asphaltic
526 concrete under creep, Materials and Structures 25 (1992) 95-101
- 527 21. Dolzycki B., Instrukcja projektowania i wbudowywania mieszanek mineralno-
528 cementowo-emulsyjnych (MCE) (in Polish), (2014)
- 529 22. Dolzycki B., Jaczewski M., Szydłowski C., Evaluation of the stiffness modulus and phase
530 angle of cold in-place recycled mixtures for long curing periods, in: Proc. Int. Conf.
531 Sustain. Mater. Syst. Struct. (SMSS2019), New Gener. Constr. Mater. Rovinj, Croat. 18 –
532 22 March 2019, Rovinj, (2019) 84–91.
- 533 23. AASHTO TP 79, Standard Method of Test for Determining the Dynamic Modulus and
534 Flow Number for Asphalt Mixtures Using the Asphalt Mixture Performance Tester
535 (AMPT), American Association of State Highway and Transportation Officials
536 (AASHTO) (2013)
- 537 24. Mannerie A., Cold recycling of asphalt pavements – properties and design, Master Thesis,
538 Gdansk University of Technology, CNAM France, Gdansk, (2020)
- 539 25. Yan J., Ni F., Yang M., Li J., An experimental study on fatigue properties of emulsion and
540 foam cold recycled mixes, Construction and Building Materials 24 (2010) 2151–2156,
541 <https://doi.org/10.1016/j.conbuildmat.2010.04.044>.
- 542 26. Stimilli A., Ferrotti G., Graziani A., Canestrari F., Performance evaluation of a cold-
543 recycled mixture containing high percentage of reclaimed asphalt, Road Materials and
544 Pavement Design 14 (2013) 149–161, <https://doi.org/10.1080/14680629.2013.774752>.



- 545 27. Leandri L., Losa M., Di Natale A., Field validation of recycled cold mixes viscoelastic
546 properties, , Construction and Building Materials 75 (2015) 275–282,
547 <https://doi.org/10.1016/j.conbuildmat.2014.11.028>.
- 548 28. Buczyński P., Fatigue life comparison of recycled cold mixes with different type of
549 bitumen binder, Structure and Environment 8 (2016) 217–223
- 550 29. Catalogue of Typical Flexible and Semi-Rigid Pavements, (in Polish). GDDKiA, (2014)
551 Ordinance of the General Director for National Roads and Motorways
- 552 30. Catalogue of Typical Rigid Pavements, (in Polish). GDDKiA (2014) *Ordinance of the*
553 *General Director for National Roads and Motorways*
- 554 31. Nguyen Q.T., Di Benedetto H., Sauzeat C., Linear and nonlinear viscoelastic behaviour of
555 bituminous mixtures, Materials and Structures 48 (2015) 2339–2351,
556 <https://doi.org/10.1617/s11527-014-0316-5>
- 557 32. Gauthier G., Bodin D., Chailleux E., Gallet T., Non Linearity in Bituminous Materials
558 during Cyclic Tests, Road Materials and Pavement Design 11(sup1) (2010) 379-410,
559 <https://doi.org/10.1080/14680629.2010.9690339>