

# Chemosphere

## Ongoing progress on novel nanocomposite membranes for the separation of heavy metals from contaminated water

--Manuscript Draft--

<b>Manuscript Number:</b>	CHEM78274R2
<b>Article Type:</b>	VSI:WWT-Resources
<b>Section/Category:</b>	Treatment and Remediation
<b>Keywords:</b>	heavy metals; Water treatment; membrane-based technologies, water purification, novel composite materials
<b>Corresponding Author:</b>	Roberto Castro-Muñoz, Ph.D Tecnologico de Monterrey: Instituto Tecnológico y de Estudios Superiores de Monterrey Monterrey, MEXICO
<b>First Author:</b>	Roberto Castro-Muñoz, Ph.D
<b>Order of Authors:</b>	Roberto Castro-Muñoz, Ph.D Luisa Loreti Gonzalez-Melgoza, MSc. Octavio García-Depraect, PhD
<b>Abstract:</b>	Membranes, as the primary separation element of membrane-based processes, have greatly attracted the attention of researchers in several water treatment applications, including wastewater treatment, water purification, water disinfection, toxic and non-toxic chemical molecules, heavy metals, among others. Today, the removal of heavy metals from water has become challenging, in which chemical engineers are approaching new materials in membrane technologies. Therefore, the current review elucidates the progress of using different concepts of membranes and potential novel materials for such separations, identifying that polymeric membranes can exhibit a removal efficiency from 77 up to 99%; while novel nanocomposite membranes are able to offer complete removal of heavy metals (up to 100%), together with unprecedented permeation rates (from 80 up to 1, 300 L m <sup>-2</sup> h <sup>-1</sup> ). Thereby, the review also addresses the highlighted literature survey of using polymeric and nanocomposite membranes for heavy metal removal, highlighting the relevant insights and denoted metal uptake mechanisms. Moreover, it gives up-to-date information related to those novel nanocomposite materials and their contribution to heavy metals separation. Finally, the concluding remarks, future perspectives, and strategies for new researchers in the field are given according to the recent findings of this comprehensive review.
<b>Opposed Reviewers:</b>	

**Professor Jacob de Boer**  
**Editor-in-Chief for Chemosphere**  
**Free University of Amsterdam Department of Environment and Health, De**  
**Boelelaan 1085, 1081 HV, Amsterdam, Netherlands**

We are herewith submitting the manuscript “Progress and current updates on the application of polymeric and nanocomposite membranes for the separation and recovery of heavy metals from metal-contaminated wastewater” for Chemosphere. This work is an original contribution that has not been published previously and it is not under consideration for publication elsewhere. The novelty of the contribution is focused on the recent development works towards the new concepts of membranes (e.g. polymeric and nanocomposite) for the efficient separation and recovery of heavy metal ions from wastewaters. The current challenges on research and development deal with development of new membranes with enhanced adsorption capacity for heavy metals separation. Its publication is approved by the authors: Roberto Castro-Muñoz \*, Luisa Loreti Gonzalez-Melgoza, Octavio García-Depraect.

\*CORRESPONDING AUTHOR

Roberto Castro-Muñoz

(<sup>1</sup>) Tecnológico de Monterrey, Campus Toluca, Avenida Eduardo Monroy Cárdenas  
2000 San Antonio Buenavista, 50110 Toluca de Lerdo, Mexico. E-mail:

[food.biotechnology88@gmail.com](mailto:food.biotechnology88@gmail.com) ; [castromr@tec.mx](mailto:castromr@tec.mx)

“Ongoing progress on novel nanocomposite membranes for the separation of heavy metals from contaminated water”

Roberto Castro-Muñoz \*, Luisa Loreti González-Melgoza, Octavio García-Depraect.

\*CORRESPONDING AUTHOR

Affiliation:

Roberto Castro-Muñoz

<sup>(1)</sup> Tecnológico de Monterrey, Campus Toluca, Avenida Eduardo Monroy Cárdenas 2000 San Antonio Buenavista, 50110 Toluca de Lerdo, Mexico. E-mail:

[food.biotechnology88@gmail.com](mailto:food.biotechnology88@gmail.com) ; [castromr@tec.mx](mailto:castromr@tec.mx)

## Abstract

Membranes, as the primary separation element of membrane-based processes, have greatly attracted the attention of researchers in several water treatment applications, including wastewater treatment, water purification, water disinfection, toxic and non-toxic chemical molecules, heavy metals, among others. Today, the removal of heavy metals from water has become challenging, in which chemical engineers are approaching new materials in membrane technologies. Therefore, the current review elucidates the progress of using different concepts of membranes and potential novel materials for such separations, identifying that polymeric membranes can exhibit a removal efficiency from 77 up to 99%; while novel nanocomposite membranes are able to offer a complete removal of heavy metals (up to 100%), together with unprecedented permeation rates (from 80 up to 1, 300 L m<sup>-2</sup> h<sup>-1</sup>). Thereby, the review also addresses the highlighted literature survey of using polymeric and nanocomposite membranes for heavy metal removal, highlighting the relevant insights and denoted metal uptake mechanisms. Moreover, it gives up-to-date information related to those novel nanocomposite materials and their contribution to heavy metals separation. Finally, the concluding remarks, future perspectives, and strategies for new researchers in the field are given according to the recent findings of this comprehensive review.

**Keywords:** *Heavy metals; water treatment; membrane-based technologies, water purification, novel composite materials.*

## Highlights

The novel breakthroughs in new concepts of membranes have been reviewed and analyzed

A *last 5 years* comprehensive review of nanocomposite membranes is addressed

Nanocomposite membranes display the highest separation efficiency toward heavy metals

Polymers filled with inorganic materials result in enhanced adsorption of metal ions

## Response to Reviewers' comments

Chemosphere

Ms. Ref. No.: CHEM78274R1

Dear Editor,

Please find enclosed the revised manuscript “*Ongoing progress on novel nanocomposite membranes for the separation of heavy metals from contaminated water*”, by Roberto Castro-Muñoz\*, Luisa Loreti González-Melgoza, Octavio García-Depraect for publication in Chemosphere as review paper.

We thank the reviewers and editor for their careful and thoughtful comments on our draft. We have carefully taken their comments into consideration in preparing our revision, which has resulted in a paper that is clearer and more compelling. Below are our responses to the comments raised by both the Editor and Reviewers, which are highlighted in yellow color.

In any event, thanks in advance for your kind consideration. I look forward to hearing from you soon.

Yours sincerely,

Roberto Castro-Muñoz

## Comments from the editors and reviewers:

### -Reviewer #4:

#### *Specific remark 1*

1) Introduction lacks of state of the art applied in the field and the NOVELTY of "novel nanocomposite membranes",

*Response: We thank the reviewer for her/his effort revising our manuscript and hope to be able to improve it by following her/his remarks. The state-of-art in the field, as well as novel composite materials, are included in revised manuscript:*

*On lines 146-154...As a current trend in the field of development of new membrane materials, the merging of both materials to produce nanocomposite membranes is also a promising tool for the efficient removal of heavy metals. However, there is a lack of reviewing the progress and latest nanocomposite membrane concepts and their role in water treatment and separation of heavy metals. Very recently, novel breakthroughs in tailoring nanocomposite materials have been released, such as nanoscale zerovalent iron impregnated biochar entrapped in calcium-alginate matrix (Wan et al., 2019), MnO<sub>2</sub>/chitosan (Dinh et al., 2020), core-shell structured nanocomposite of zero-valent iron with carbon (Zhou et al. 2020), Fe<sub>3</sub>O<sub>4</sub>/GO composite introduced into graphitic carbon nitride g-C<sub>3</sub>N<sub>4</sub> (Dai et al., 2020), to mention just a few of them.*

#### *References:*

*Zhou, N., Gong, K., Hu, Q., Cheng, X., Zhou, J., Dong, M., ... Guo, Z. (2020). Optimizing nanocarbon shell in zero-valent iron nanoparticles for improved electron utilization in Cr(VI) reduction. Chemosphere, 242, 125235.*

*Wan, Z., Cho, D. W., Tsang, D. C. W., Li, M., Sun, T., & Verpoort, F. (2019). Concurrent adsorption and micro-electrolysis of Cr(VI) by nanoscale zerovalent iron/biochar/Ca-alginate composite. Environmental Pollution, 247, 410–420. <https://doi.org/10.1016/j.envpol.2019.01.047>*

*Dinh, V. P., Nguyen, M. D., Nguyen, Q. H., Do, T. T. T., Luu, T. T., Luu, A. T., ... Tan, L. V. (2020). Chitosan-MnO<sub>2</sub> nanocomposite for effective removal of Cr (VI) from aqueous solution. Chemosphere, 257, 127147. <https://doi.org/10.1016/j.chemosphere.2020.127147>*

*Dai, Z., Sun, Y., Zhang, H., Ding, D., & Li, L. (2020). Photocatalytic reduction of U(VI) in wastewater by mGO/g-C<sub>3</sub>N<sub>4</sub> nanocomposite under visible LED light irradiation. Chemosphere, 254, 3–9. <https://doi.org/10.1016/j.chemosphere.2020.126671>*

#### *Specific remark 2*

2) More feedback concerning emerging membrane technologies (FULL SCALE) is required, especially for resource recovery.

*Response: We thank the reviewer for the comment. We added a feedback on emerging membrane technologies used at a large scale for resource recovery, as follows:*

*On lines 105-109... Membranes are involved in various prominent large-scale advanced treatment approaches applied worldwide for artificial groundwater recharge, indirect potable reuse, and industrial process-water production. Particularly, ultrafiltration, nanofiltration and reverse osmosis are among the emerging membrane technologies used at a large-scale for resource recovery (i.e. water) from wastewater treatment plants (Kehrein et al., 2020).*

#### **References:**

*Kehrein, P., van Loosdrecht, M., Osseweijer, P., Garfi, M., Dewulf, J., Posada, J. (2020). A critical review of resource recovery from municipal wastewater treatment plants – market supply potentials, technologies and bottlenecks. *Environmental Science Water Research & Technology*, 6, 877-910.*

#### **Specific remark 3**

3) Discussion could include more comparisons with the results of relevant studies.

**Response:** *We thank the reviewer for the comment. More discussion has been added including new relevant studies, as follows:*

*On lines 644-665... Most of the nanocomposite materials and membranes tend to display impressive metal ion uptake, and more importantly, some composites can concurrently remove more than one type of ion. However, to core the complete resource recovery (i.e. water), it is important to consider the synthesis of nanocomposite membranes which may offer the simultaneous removal of heavy metal ions and organic contaminants, e.g. Zhang et al. (2020) developed composite membranes filling polydopamine-coated ferric oxide (Fe<sub>3</sub>O<sub>4</sub>@PDA) in PES. In addition to the higher permeabilities of the composite membranes (e.g. over 2600 L/m<sup>2</sup> h bar corresponding to 20wt.% Fe<sub>3</sub>O<sub>4</sub>@PDA PES membrane) compared to the pristine PES, the composites achieved competitive adsorptive removal of Pb<sup>2+</sup> and catalytic degradation of methylene blue, e.g. acceptable Pb<sup>2+</sup> removal efficiency (above 80%) together with high methylene blue degradation (above 90%). In this case of study, the authors strategically designed the composite to display a synergistic effect. For example, the phenolic hydroxy and amino groups on the surface of PDA were able to chelate the cations to promote the adsorption of heavy metal ions, while the electron transfer in the Fenton-like reaction was promoted due to the phenoquinone structure of the surface of the PDA, boosting the catalytic reaction. With a similar scope, Fan et al. (2019) documented the simultaneous and rapid removal of organic micropollutants (bisphenol) and metal ions (Pb<sup>2+</sup>) using an electrospun β-cyclodextrin/chitosan/polyvinyl alcohol nanofibers. These novel nanocomposites exhibited a large number of adsorption sites, e.g. the cyclodextrin owed a featured molecule structure with a hydrophilic outer surface and hydrophobic inner cavity for binding organic contaminants while chitosan has plenty of hydroxyl and amino groups to form complex with metal ions and thus remove them. Both authors concluded that their nanocomposites represent a new pathway to deal with hard-to-be-treated wastewaters (e.g. paper making, leather, textile, etc.)*

#### **References:**

*Fan, J., Luo, J., Zhang, X., Zhen, B., Dong, C., Li, Y., Shen, J., Cheng, Y., Chen, H. (2019). A novel electrospun β-CD/CS/PVA nanofiber membrane for simultaneous and rapid removal of organic micropollutants and heavy metal ions from water. *Chemical Engineering Journal*, 378, 122232.*

*Zhang, L., Liu, Z., Zhou, X., Zhang, C., Cai, Q., Xie, R., Ju, X., Wang, W., Faraj, Y., Chu, L. (2020). Novel composite membranes for simultaneous catalytic degradation of organic contaminants and adsorption of heavy metal ions. *Separation and Purification Technology*, 237, 116364.*



***Guest editors comments:***

- Kindly check the formatting, spacing and spelling mistakes and please submit within the next 15 days so that a final decision can be taken by the editors.

***Response:*** *We thank the editor for the comment. We have carefully double checked the grammar over the revised manuscript, fixing all spacing and spelling mistakes.*



1 **Ongoing progress on novel nanocomposite membranes for the separation of heavy metals**  
2 **from contaminated water**

3  
4 Roberto Castro-Muñoz <sup>1,2\*</sup>, Luisa Loreti González-Melgoza <sup>3</sup>, Octavio García-Depraect <sup>4</sup>

5  
6 *<sup>1</sup>Tecnologico de Monterrey, Campus Toluca, Avenida Eduardo Monroy Cárdenas 2000 San*  
7 *Antonio Buenavista, 50110, Toluca de Lerdo, Mexico.*

8  
9 *<sup>1</sup>Gdansk University of Technology, Faculty of Chemistry, Department of Process*  
10 *Engineering and Chemical Technology, 11/12 Narutowicza St., 80-233, Gdansk, Poland.*

11  
12 *<sup>3</sup>Tecnologico de Monterrey, Campus Querétaro, Avenida Epigmenio González 500, Santiago de*  
13 *Querétaro, 76130, Mexico.*

14  
15 *<sup>4</sup> Institute of Sustainable Processes, University of Valladolid, Dr. Mergelina, s/n, 47011,*  
16 *Valladolid, Spain.*

17  
18  
19  
20  
21  
22  
23  
24 **Corresponding author:**

25 Roberto Castro-Muñoz ([food.biotechnology88@gmail.com](mailto:food.biotechnology88@gmail.com); [castromr@tec.mx](mailto:castromr@tec.mx))

## 26 **Abstract**

27 Membranes, as the primary separation element of membrane-based processes, have greatly  
28 attracted the attention of researchers in several water treatment applications, including wastewater  
29 treatment, water purification, water disinfection, toxic and non-toxic chemical molecules, heavy  
30 metals, among others. Today, the removal of heavy metals from water has become challenging, in  
31 which chemical engineers are approaching new materials in membrane technologies. Therefore,  
32 the current review elucidates the progress of using different concepts of membranes and potential  
33 novel materials for such separations, identifying that polymeric membranes can exhibit a removal  
34 efficiency from 77 up to 99%; while novel nanocomposite membranes are able to offer complete  
35 removal of heavy metals (up to 100%), together with unprecedented permeation rates (from 80 up  
36 to 1, 300 L m<sup>-2</sup> h<sup>-1</sup>). Thereby, the review also addresses the highlighted literature survey of using  
37 polymeric and nanocomposite membranes for heavy metal removal, highlighting the relevant  
38 insights and denoted metal uptake mechanisms. Moreover, it gives up-to-date information related  
39 to those novel nanocomposite materials and their contribution to heavy metals separation. Finally,  
40 the concluding remarks, future perspectives, and strategies for new researchers in the field are  
41 given according to the recent findings of this comprehensive review.

## 43 **Keywords**

44 *Heavy metals; water treatment; membrane-based technologies, water purification, novel composite*  
45 *materials.*

## 47 **Abbreviations:**

48 Ag: silver

49 As: Arsenic

50 APTS: 3-Aminopropyltriethoxysilane

- 51 CA: Cellulose acetate
- 52 Cd: Cadmium
- 53 CNT: Carbon Nanotubes
- 54 Co: Cobalt
- 55 Cr: Chromium
- 56 Cu: copper
- 57 DCMD: Direct contact membrane distillation
- 58 ESPM: Polymer Mixed e-spinning Membranes
- 59 Fe: Iron
- 60 f-GO: functionalized Graphene Oxide
- 61 GO: Graphene Oxide
- 62 IPDI: Isophorone diisocyanate
- 63 MD: Membrane distillation
- 64 MF: Microfiltration
- 65 MMGO: Modified magnetic Graphene Oxide
- 66 MMM: Mixed Matrix Membranes
- 67 MOF: Metal-Organic Frameworks
- 68 MWCNT: Multi-walled carbon nanotubes
- 69 NF: Nanofiltration
- 70 Ni: Nickel
- 71 NPs: Nanoparticles
- 72 nZVI: nano– Zero Valent Iron
- 73 PAH: Poly[styrene-alt-(N-4-benzoylglycine-maleamic acid)] cumene terminated
- 74 PAN: Polyacrylonitrile

- 75 PBI: Polybenzimidazole
- 76 PES: Polyethersulfone
- 77 PMVEMA: Poly(methyl vinyl ether-alt-maleic acid)
- 78 POSS: Polyhedral Oligomeric Silsesquioxane
- 79 PSF: Polysulfone
- 80 PSS: Poly(sodium 4-styrenesulfonate)
- 81 PV: Pervaporation
- 82 PVA: Polyvinyl alcohol
- 83 PVP: Polyvinylpyrrolidone
- 84 PVDF: Polyvinylidene fluoride
- 85 RO: Reverse Osmosis
- 86 TCE: Trichloroethylene
- 87 UF: Ultrafiltration
- 88 VFM: Vacuum filtered membranes
- 89 ZIF: Zeolite imidazolate framework

90  
91  
92

### 93 **1. Introduction**

94 The removal of pollutants (including metal ions) from water has been approached using several  
95 traditional treatments and protocols, such as chemical precipitation (Chabot et al., 2014), microbial  
96 decomposition (Yang et al., 2016), and physical adsorption (Kumar et al., 2013). Inherently, these  
97 pollutants represent strong issues to the environment (i.e. plants, animals, ecology climate) and  
98 humans. However, the removal of heavy metals through conventional protocols (such as flotation,  
99 chemical precipitation, ion exchange, adsorption, and electrochemical deposition) is still

100 challenging, requiring further efforts to circumvent the production of a high amount of toxic sludge  
101 and liquid waste, long time consumption, and extreme use of supplies (e.g. solvents, resins, among  
102 others), together with poor separation efficiency.

103 Currently, according to the scarcity of drinking water and the increasingly serious water pollution  
104 (Marousek et al., 2019), water treatment with membrane-based processes has potentially attracted  
105 the attention of the research community. Membranes are involved in various prominent large-scale  
106 advanced treatment approaches applied worldwide for artificial groundwater recharge, indirect  
107 potable reuse, and industrial process-water production. Particularly, ultrafiltration, nanofiltration  
108 and reverse osmosis are among the emerging membrane technologies used at a large-scale for  
109 resource recovery (i.e. water) from wastewater treatment plants (Kehrein et al., 2020). To date,  
110 polymeric membranes are likely the most used membranes for water treatment applications  
111 (Castro-Muñoz et al., 2018a), including treatment of agro-food wastes (Castro-Muñoz et al., 2016),  
112 textile (Chao et al., 2016), petroleum industry streams (Alzahrani and Wahab, 2014), acid mine  
113 waters (Lopez et al., 2019), and seawater desalination (Castro-Muñoz, 2020a). Membranes are  
114 capable to separate the compounds from aqueous streams and thus reduce the contaminants  
115 contained in wastewater (Castro-Muñoz et al., 2018b). Extensive sources and a large number of  
116 molecules, as well as ions contained in polluted water, challenge the effective purification and  
117 separation of water by membranes. The membranes, based on their intrinsic properties, can be  
118 implemented among different types of membrane-based technologies including pressure-driven  
119 membrane processes, such as Microfiltration (MF), Ultrafiltration (UF), Nanofiltration (NF) and  
120 Reverse osmosis (RO). These are potentially recognized as excellent candidates for the removal  
121 of large amounts of organic macropollutants; in which NF and RO membranes are among the  
122 barriers with the highest efficiency in withdrawing micropollutants (Castro-Muñoz et al., 2017).  
123 Other membrane technologies, e.g. membrane distillation (MD) (Criscuoli and Carnevale, 2015),

124 membrane bioreactors (Santos and Judd, 2010), membrane contactors (Bey et al., 2010), have also  
125 been proven to remove **specific** heavy metal ions, such as arsenic (As), fluoride (F) and uranium  
126 (U). In particular, As is a natural tasteless and odorless element **that** may be highly toxic to humans  
127 exposed to it from air, food and water. It is known that this element exists in the earth's crust at  
128 average levels between 2000–5000 µg per kg (Figoli et al., 2010).

129 In this way, membranes have shown to be **efficient** in removing different metal ions (e.g. Cd<sup>2+</sup>,  
130 Pb<sup>2+</sup>, Ni<sup>2+</sup>, Cu<sup>2+</sup>, Al<sup>2+</sup>, Co<sup>2+</sup>, Zn<sup>2+</sup>, Mn<sup>2+</sup>, Cr<sup>4+</sup>) from water streams. A large number of studies has  
131 been now devoted to the manufacture of synthetic membranes for these particular separations,  
132 demonstrating compelling benefits, such as permeability, selectivity, enhanced chemical and  
133 physical properties within the removal of metal ions. When dealing with the removal efficiency of  
134 such membranes, the material properties, including chemical, physical, mechanical, play an  
135 important role in their efficiency, but also the membrane preparation protocols are crucial. In this  
136 context, several techniques **have been used in membrane manufacture**, such as stretching, track-  
137 etching, sintering, electrospinning, phase inversion (Lalia et al., 2013), and interfacial  
138 polymerization (Peydayesh et al., 2018), **in which** plenty **of** organic and inorganic materials have  
139 been proposed and used in tailoring membranes (Castro-Muñoz et al. 2020). Polymers have been  
140 the most used organic materials in membrane preparation, followed by the inorganic ones (e.g.  
141 ceramics, metals and glass) (Ulbricht, 2006). Polymer membranes tend to present great design  
142 flexibility, while the advantages of inorganic membranes, e.g. ceramic membranes, compared with  
143 polymeric ones comprise their higher thermal, mechanical and chemical stability (Castro-Muñoz  
144 et al. 2018c). Also, the hydrophilicity and the surface charge in ceramic membranes are higher.  
145 Ceramic membranes can also be operated under extreme conditions of pH, temperature and high  
146 oxidizing environment (Yong et al., 2013). **As a current trend in the field of development of new**  
147 **membrane materials, the merging of both materials to produce nanocomposite membranes is also**



148 a promising tool for the efficient removal of heavy metals. However, there is a lack of reviewing  
149 the progress and latest nanocomposite membrane concepts and their role in water treatment and  
150 separation of heavy metals. Very recently, novel breakthroughs in tailoring nanocomposite  
151 materials have been released, such as nanoscale zerovalent iron impregnated biochar entrapped in  
152 calcium-alginate matrix (Wan et al., 2019), MnO<sub>2</sub>/chitosan (Dinh et al., 2020), core-shell  
153 structured nanocomposite of zero-valent iron with carbon (Zhou et al. 2020), Fe<sub>3</sub>O<sub>4</sub>/GO composite  
154 introduced into graphitic carbon nitride g-C<sub>3</sub>N<sub>4</sub> (Dai et al., 2020), to mention just a few of them.  
155 Thereby, this review paper aims at providing the ongoing progress of using different concepts of  
156 membranes (polymeric, composite and nanocomposite) and potential novel materials for removing  
157 heavy metals. Herein, a highlighted literature survey of using polymeric and nanocomposite  
158 membranes for heavy metal removal from water is provided. Ultimately, the current advances and  
159 future trends of nanocomposite membranes in the field are also given.

160

## 161 **2. Metal ions removal using pristine polymeric and chemically modified polymeric** 162 **membranes**

163 Polymers are probably the most widely applied membrane material for wastewater treatment. Due  
164 to their advantages including facile pore-forming mechanism, low cost and high flexibility (Yong  
165 et al., 2013), polymers are leading as the main material for membrane manufacture for different  
166 membrane-based technologies, such as electrodialysis, UF, NF and RO. Experimentally,  
167 polymeric membranes can remove different types of contaminants, such as organic matter, organic  
168 and inorganic compounds (e.g. heavy metal ions), and suspended pollutants (Wieszczycka and  
169 Staszak, 2017).

170 Polymeric membranes are typically manufactured from natural or chemically-synthesized  
171 polymers. The membranes are creating a selective interface barrier between two adjacent phases

172 (feed and permeate) which governs the transport behavior of species between them. In general,  
173 the separation performance of the membrane depends on the properties of transported species (e.g.  
174 molecule size, shape and chemical nature), as well as **physicochemical** properties  
175 (**hydrophilicity**/hydrophobicity, surface charge, roughness) of the polymer membrane, especially  
176 porous structure. For **instance**, **Table 1** enlists some of the reported studies in which the removal  
177 of heavy metal ions has been performed by means of different polymeric membranes and  
178 processes. It can be seen that the removal efficiency towards metal ions using polymer membranes  
179 has been reported between 77 **to** 99%.

180

181 **Table 1.** Polymeric membranes used for the removal of metal ions.

182

183 For instance, Qdais and Moussa (2004) evaluated the separation performance of the RO and NF  
184 technologies using polyamide spiral wound membranes for the removal of copper (Cu) and  
185 cadmium (Cd) metals from industrial wastewater. While the RO process showed Cu and Cd  
186 removal efficiencies of about 98 and 99%, respectively, the NF process exhibited more than 90%  
187 of Cu ions. Interestingly, the membranes were able to concurrently treat wastewater containing  
188 more than one heavy metal ion. As an example, these membranes reduced the ion concentration  
189 from 500 ppm to 3 ppm, meaning a removal efficiency **of** over 99%. Another typical polymeric  
190 membrane material is polyethersulfone (PES), which has been successfully consolidated in  
191 membrane preparation owing to its high thermal and mechanical stability, physiological and  
192 chemical neutrality and wide range pH resistance. PES, however, tends to present a hydrophobic  
193 nature which results in high membrane fouling when applied for organic aqueous filtration. Thus,  
194 with the aim of improving its separation performance and properties, efforts have been proposed  
195 to shift the surface properties of this hydrophobic polymer. It is known that hydrophobic polymers





196 are more prone to membrane fouling due to the particles contained in the feed bulk tend to  
197 accumulate on hydrophobic and rough surfaces, minimizing the interfacial tension between water  
198 and membrane (Pichardo-Romero et al., 2020). Therefore, the on-going strategies are aimed at  
199 mitigating the interaction between the foulants and the barrier layer. For example, an easy approach  
200 is to chemically modify the surface properties of the membrane by immersing it in a polyelectrolyte  
201 solution. It has been found that the polyelectrolyte adsorbed onto the membranes may significantly  
202 improve the membrane performance in terms of metal ions removal due to the presence of  
203 chelating functions in their structure. In this way, Mokhter et al. (2017) performed the chemical  
204 modification of PES membranes by polyelectrolyte multilayers, made of poly(allylamine  
205 hydrochloride) with poly(styrene sulfonate). The resulting membranes were employed to treat  
206 aqueous solutions containing single or mixed heavy metals,  $\text{Cu}^{2+}$ , zinc ( $\text{Zn}^{2+}$ ) and nickel ( $\text{Ni}^{2+}$ ), at  
207 various concentrations (50–1200 ppm). The tested membrane was efficient in separating all the  
208 tested metals either alone or mixed with high long-term stability and removal efficiencies over  
209 90%. Similarly, polyacrylonitrile (PAN) membranes were modified by Qin et al. (2013), who  
210 synthesized positively charged membranes by depositing polyelectrolytes. Researchers used PAN  
211 membranes modified by the layer-by-layer assembly of polyethyleneimine (PEI) and poly(sodium  
212 4-styrenesulfonate) (PSS), to successfully separate  $\text{Ni}^{2+}$ ,  $\text{Cu}^{2+}$ ,  $\text{Zn}^{2+}$  and  $\text{Cd}^{2+}$  aqueous solutions,  
213 achieving removal efficiencies in the range of 95–98%. Particularly, the NF tests showed that the  
214 removal efficiency of  $\text{Ni}^{2+}$  and  $\text{Cd}^{2+}$  ions increased with the number of bilayers, but a decrease in  
215 permeate fluxes was observed. The usage of additional polymeric layers could also be applicable  
216 in the case of hollow fiber membranes. The great benefit of multi-layer materials lies in the fact  
217 that a relatively cheap material could be used as a support while a high-performance material  
218 (commonly a more expensive material) can be used as the selective layer. For instance, Zhu et al.  
219 (2014) tailored a high-performance dual-layer NF hollow fiber membrane and tested for the



220 removal of  $\text{Cd}^{2+}$ ,  $\text{Cr}_2\text{O}_7^{2-}$  and  $\text{Pb}^{2+}$  salts from model wastewater, attaining removal efficiencies  
221 above 95%. Herein, researchers applied polybenzimidazole (PBI) as the outer selective layer while  
222 the blend of PES and polyvinylpyrrolidone (PVP) was implemented as the support layer. Thanks  
223 to the unique charge characteristics and high chemical resistance of PBI, the novel developed dual-  
224 layer NF membrane demonstrated a great salt rejection value due to the Donnan exclusion effect  
225 enhancement and low adsorption of heavy metal ions on the PBI surface.

226 Polyvinylidene fluoride (PVDF) is **definitely** another hydrophobic polymer that remains popular  
227 in **a** wide number of water treatment applications (Gontarek et al., 2019; Xia & Ni, 2015). PVDF  
228 membranes are well recognized **for** their multiple advantages including high chemical tolerance,  
229 good mechanical and thermal properties. Tzanetakis et al. (2003) have proved that the performance  
230 of chemically sulfonated PVDF membrane in the electro dialysis process can be comparable with  
231 the one given by a perfluorosulfonic Nafion 117 commercial membrane. The sulfonated PVDF  
232 membrane has displayed removal efficiencies towards Co and Ni ions of about 90% and 69%,  
233 respectively. In addition to this, a meaningful enhancement of the amounts of transported metal  
234 ions was seen while using corrugated membranes, which resulted in an increase in membrane area  
235 of 60% compared with those using flat membranes. Wang et al. (2017) have developed the  
236 modification of PVDF membrane for post UF testing. In general, the results **revealed** that the  
237 interaction by blending of PVDF with 2-aminobenzothiazole conducted to **the** efficient removal of  
238 chromium (Cr) from the wastewater. As a disadvantage of such membrane preparation, the  
239 membranes showed a low permeate flux when compared with the typical UF membranes. Since **a**  
240 long time ago, it is documented that one of the simplest approaches to improve the water flux in  
241 hydrophobic polymeric membranes, like PVDF, is to mitigate the membrane fouling, which can  
242 be reached through hydrophilicity enhancement. For instance, Pereira et al. (2014) combined  
243 PVDF polymer matrix with polyaniline nanofibers, which was, in this case, proposed as a

244 hydrophilic agent to fabricate enhanced hydrophilic membranes. The authors described that the  
245 resulting membranes exhibited better hydrophilicity and better membrane properties, as well as a  
246 relatively high rejection toward heavy metal ions, such as  $Pb^{2+}$  and  $Cd^{2+}$ , e.g. around 98.5% and  
247 97.3%, respectively.

248 Cellulose acetate (CA), originated from natural sources and feedstocks, is a polymer material  
249 widely used in UF membrane manufacture. Such a polymer combines the advantages to have low  
250 cost and high biocompatibility with other materials. Unfortunately, this polymer does not reveal  
251 high enough fluxes, and it can allow preparing low porous sub-layers, as well as easy fouling issues  
252 (Combe et al., 1999). However, the blending of CA with hydrophilic agents may result in  
253 membranes with a superior antifouling property. This has been indeed demonstrated by Lavanya  
254 et al. (2019), who carried out the blending of CA with poly(methyl vinyl ether-alt-maleic acid)  
255 (PMVEMA). The generated membranes displayed enhanced antifouling capacity in the blend  
256 membranes in comparison with the pristine CA membrane. When dealing with their separation  
257 performance, the flux recovery ratio was reached up to 95%. Importantly, the pure water fluxes  
258 of such blend membranes were raised with the content of PMVEMA, since PMVEMA conducted  
259 to higher porosity and hydrophilicity. Concurrently, the blend membranes were also more efficient  
260 for the removal of heavy metal ions compared to pure CA membrane.

261 Taking into account the advantages and disadvantages of polymeric membranes, the popularity of  
262 their use and implementation for removing heavy metal ions is also attributed to their low  
263 manufacture costs and ease of modification. However, such polymeric membranes still lack  
264 different desired properties for membrane separation processes, including the ones that required  
265 high selectivity towards low solutes and species. To date, many works have been done at aiming  
266 the enhancement of the separation performance of the polymeric membranes (as listed in **Table**  
267 **1**). Nevertheless, the membrane fouling and low mechanical strength in polymeric membranes are



268 recognized as the most relevant issue in limiting their application. The development and  
269 manufacture of membranes with high selectivity, permeability, rejection, and superior antifouling  
270 properties are the biggest challenges among scientists who work on membrane development and  
271 separation processes. Despite these drawbacks, the membranes have shown interesting results  
272 during the removal of heavy metal ions. For example, Uddin et al. (2007) analyzed the removal  
273 capacity of two commercial NF polyamide membranes (NF90 and NF200) towards As (III) and  
274 As (V). The effect of the operating conditions on the rejection performance was investigated in the  
275 study. As set by authors, the feed stream contained mainly in tap water together with arsenate and  
276 arsenite. In all tests, As (V) was generally rejected better than As (III), and the membranes offered  
277 the high removals over 98% and 65% for As (V) and As (III), respectively.

278 Amy et al. (1998) previously designed a bench-scale RO process implementing a commercial  
279 membrane (DK2540F manufactured by DESAL) for As removal. The experiments comprised the  
280 single element testing in flat sheet membrane for lake water and deionized water filtration. The  
281 findings demonstrated high removal efficiency towards arsenate (up to 96%), and acceptable  
282 removal efficiency for arsenite (60–85%).

283 More recently, using a different membrane process, i.e. membrane distillation (MD), it has been  
284 demonstrated its ability to effectively separate specific heavy metal ions. For example, direct  
285 contact MD (DCMD) technology can be feasible in removing up to 99.95% arsenic molecules,  
286 like As (III) and As (V), from a contaminated water model solution. Interestingly, this process was  
287 operated for 250 h containing  $500 \mu\text{g L}^{-1}$ , the process did not evidence any change in the permeate  
288 fluxes and As content (Pal and Manna, 2010). Similarly, Manna and Pal (2016) used a similar  
289 DCMD unit, but in this case possessing a hydrophobic flat sheet membrane (nominal pore size  
290  $0.13 \mu\text{m}$ , thickness  $150 \mu\text{m}$ , porosity 70–75%). As a result, the systems proved an As removal of

291 about 100% from contaminated groundwater, and no flux decline was recorded during 4 days of  
292 operation.

293 Today, the most important approach in obtaining **membranes** with exceptional separation  
294 performance and properties relies on the synthesis and preparation **of** nanocomposites. This  
295 concept of membranes **is** well defined together with their features in the following section, and  
296 finally, the progress and latest development works in manufacturing such membranes for heavy  
297 metals removal.

298

### 299 **3. Beginnings of nanocomposite membranes for the removal of heavy metal ions**

300 Polyethersulfone (PES), polysulfone (PSF), PAN, polytetrafluoroethylene, polypropylene, and  
301 PVDF are among the main polymer materials used in the manufacture and production of  
302 membranes for pressure-driven membrane processes. It is known that most of these materials have  
303 excellent permeability, selectivity, and acceptable chemical, mechanical and thermal stability  
304 when used in water treatment applications. Particularly, PSF and PES membranes are the most  
305 used materials for manufacturing UF membranes. Such standard chemically synthesized polymers  
306 are also involved within the fabrication of NF and RO membranes, while polypropylene and PVDF  
307 are more exploited in MF membranes production (Pendergast, & Hoek, 2011). However, it is still  
308 challenging the optimization and enhancement of the separation performance of these pristine  
309 polymeric membranes (Alzahrani& Wahab, 2014), as well as the improvement of some other  
310 physicochemical properties, such as stability, hydrophilicity/hydrophobicity, fouling resistance,  
311 among others (Hana et al., 2016).

312 The enhancement of such properties has been recently breakthrough by using nanotechnology,  
313 which has been extended in a wide range of applications into membrane-based technologies, e.g.  
314 to enhance the membranes' efficiency for the removal of heavy metals, which is a relevant matter

315 within water treatment (Ursino et al., 2018). Nanocomposite membranes are recognized as “*the*  
316 *next generation of membranes*”. In theory, a typical nanocomposite membrane includes the  
317 dispersion or deposition of nanosized filling materials into polymer matrices (Castro-Muñoz et al.,  
318 2018d; Castro-Muñoz et al., 2018e; Song et al., 2012). This concept of membranes can be  
319 implemented in different membrane-based separations, including gas–gas, liquid–liquid, and  
320 liquid–solid separation. In the early 1990s, nanocomposite membranes were initially developed  
321 for membrane gas separation processes (Ahmadizadegan et al., 2018; Robeson, 1991), where  
322 selective zeolites were embedded into polymers to improve both permeability and selectivity (Li  
323 et al., 2017). Due to such success on gas separation approaches, nanocomposite membranes were  
324 then initiated to be explored in other fields of applications and processes, such as sensor  
325 applications (Jiang et al., 2004; Pandey et al., 2018), direct methanol fuel cells (Chen et al., 2006),  
326 lithium-ion battery (Li et al., 2008), proton exchange membrane fuel cells (Boaretti et al., 2017;  
327 Jalani et al., 2005), pervaporation (PV) (Castro-Muñoz et al., 2018e; Yang et al., 2009), organic  
328 solvent nanofiltration (Sorribas et al., 2013), water treatment, to mention just a few.

329 Nanocomposite membranes, also known as mixed matrix membranes (MMM), are not only  
330 tailored by embedding nanosized materials into a continuous matrix phase, nanoparticles or fillers  
331 can also be coated onto the membrane surface, which is actually well denoted as a nanocomposite  
332 membrane. Currently, the preparation and implementation of these membranes are a current trend  
333 in the nanotechnological field for water treatment, especially in the separation of metal ions  
334 (Marino et al., 2017). Importantly, such nanosized filling materials not only possess exceptional  
335 features that may be provided to the primary element (e.g. polymer) but also good compatibility  
336 when embedded. Nanocomposite membranes have concurrently revealed low-fouling issues when  
337 embedding the inorganic materials (Kim and Bruggen, 2010), together with improved permeability  
338 and selectivity, compared with polymeric membranes (Madaeni et al., 2015). To date, plenty of



339 nanosized fillers have been utilized in the preparation of nanocomposite membranes, such as  
340 titanium dioxide (TiO<sub>2</sub>) (Zhang et al., 2013), silver (Ag) (Prince et al., 2014), carbon nanotubes  
341 (CNTs) (Celik et al., 2011), zinc oxide (ZnO) (Balta et al., 2012), copper oxide (CuO) (García et  
342 al., 2017), graphene-based materials (e.g. graphene, graphene oxide or reduced graphene oxide)  
343 (Gontarek et al., 2019; Kashyap, Pratihara and Behera, 2016; Xia and Ni, 2015), alumina (Al<sub>2</sub>O<sub>3</sub>)  
344 (Arsuaga et al., 2013), silica (SiO<sub>2</sub>) (Yu et al., 2009), magnetite (Fe<sub>3</sub>O<sub>4</sub>) (Alam et al., 2016), cobalt  
345 (Co) (Gzara et al., 2016), zirconium dioxide (ZrO<sub>2</sub>) (Maximous et al., 2010), clay (Mierzwa et al.,  
346 2013) and zeolites (e.g. NaX) (Fathizadeh et al., 2011), among others. For instance, **Table 2**  
347 summarizes recent studies in which such inorganic fillers have been filled among several polymers  
348 and then applied in different applications of water treatment, wastewater treatment, toxic and metal  
349 ions removal from water.

350

351 **Table 2.** Different filling materials embedded into nanocomposite membranes for different water  
352 treatment applications.

353

354 Specially, these nanocomposite membranes have shown valid insights during the removal of  
355 **metal** ions. For example, Bahadar et al. (2015) developed and tested ZnO-filled CA nanocomposite  
356 membranes for the separation of Zn<sup>2+</sup>, Cd<sup>2+</sup>, Pb<sup>2+</sup>, Mn<sup>2+</sup>, Ni<sup>2+</sup>, Fe<sup>2+</sup>, Al<sup>3+</sup>, Sb<sup>3+</sup>, and Sr<sup>3+</sup>,  
357 concluding that these membranes were highly selective towards Fe<sup>2+</sup>. Furthermore, the developed  
358 membranes displayed acceptable permeability ranged from 0.9 up to 6.6 L m<sup>-2</sup> h<sup>-1</sup> bar<sup>-1</sup>. Some  
359 authors have tailored nanocomposite membranes based on functionalized multi-walled carbon  
360 nanotube (MWCNT)/polysulfone (Shah and Murthy, 2013), which also has demonstrated ability  
361 for heavy metal removal (up to 98%). In this study, the percent of rejection towards heavy metal  
362 was noted to increase by increasing the MWCNTs amount due to MWCNTs reduced the



363 membranes' pore size, the best nanocomposite performances were about 94.2% and 78.2%  
364 removal for Cr(VI) and Cd(II), respectively. It is important to mention that pristine polymer offered  
365 only 10.2% and 9.9% removal, respectively. Here, the use of inorganic materials is showing  
366 remarkable enhancement of polymeric membranes towards heavy metal ions retention. Therefore,  
367 the research community is today putting big efforts into the development of novel nanocomposite  
368 membranes that may efficiently separate heavy metal ions from several aqueous streams. Herein,  
369 the following section provides the progress, latest developments and breakthroughs in the field.

370

371

#### 372 4. Progress in nanocomposite membranes for heavy metal ions separation

373 To date, different categories of fillers and additives have been involved in the manufacture of  
374 nanocomposite membranes. Graphene oxide (GO) is likely one of the main materials that has been  
375 fully explored. GO has attracted the attention of the research community, especially for the  
376 separation of toxic ions and organic molecules in polluted water (An et al., 2016). GO has proven  
377 its excellent separation ability towards different molecules (e.g. water molecules) and ions. GO  
378 possesses interlayer nano-capillary networks that are formed thanks to their connected interlayer  
379 spaces, together with the gaps between edges of non-interlocked neighbouring GO sheets (An et  
380 al., 2016; He et al., 2015), facilitating the transport of molecules or ions through the GO membrane.  
381 At this point, multiple factors, including molecules' size or ions, the charge of ions, and numerous  
382 interactions (such as electrostatic interaction, metal coordination, and cation- $\pi$  interaction between  
383 ions and GO sheets) strictly influence the separation performance of the GO. These properties  
384 make to consider GO as a promising candidate material within the removal of pharmaceutical  
385 traces from water and wastewater (Sophia et al., 2016). More interestingly, the embedding of GO  
386 can also bring some benefits to the properties of the polymeric membranes, e.g. thanks to the high





387 hydrophilicity of GO, the change of the hydrophobic to hydrophilic nature of polymeric  
388 membranes has been done, resulting in enhanced permeation fluxes (Xia et al., 2015). As an  
389 example, Chang et al. (2014) analyzed the synergistic effect of GO and PVP on the performance  
390 of PVDF UF membranes. The study found out that the membrane's hydrophilicity and anti-fouling  
391 properties were enhanced by the addition of both GO and PVP. The authors concluded that this  
392 enhancement could be associated with the possible formation of hydrogen bonds between PVP  
393 and GO. Recognizing the multiple benefits that GO has given to polymeric membranes,  
394 researchers have initiated the improvement of the structural features of GO, e.g. the chemical  
395 modification has been an alternative in the field. According to researchers' insights, the chemical  
396 modification (to a positive charge) of GO is suggested for better metal ions removal efficiency (Yu  
397 Zhang et al., 2015). In this sense, Xu et al. (2014) performed the chemical functionalization of  
398 graphene oxide (f-GO) through a simple covalent functionalization with 3-  
399 aminopropyltriethoxysilane (APTS). The resulting organosilane-GO was then filled in PVDF UF  
400 membranes (Xu et al., 2014), the PVDF/ f-GO membranes had higher hydrophilicity, water flux,  
401 and protein rejection than pristine PVDF membranes and conventional PVDF/GO membranes. For  
402 instance, the membranes, containing 1wt.% f-GO, released a high permeate flux of about 401.3 L  
403 m<sup>-2</sup> h<sup>-1</sup>, a higher value compared to the one provided by the pristine PVDF (ca. 240 L m<sup>-2</sup> h<sup>-1</sup>)  
404 and PVDF/GO membranes, pointing out that these composite membranes also had better anti-  
405 fouling properties due to their higher hydrophilicity (Xu et al., 2014).

406 More recently, Zhang et al. (2017) carried out the cross-linking procedure in GO composite with  
407 isophorone diisocyanate (IPDI), later coated on PVDF membrane. Basically, the cross-linking  
408 methodology helped to improve the removal of dyes (over 96%) and heavy metal ions (Pb<sup>2+</sup>, Cu<sup>2+</sup>,  
409 Cd<sup>2+</sup>, Cr<sup>3+</sup>) (between 40-70 %) in the MF membrane compared to the pattern GO-PVDF  
410 membrane. It is worth mentioning that these composite membranes also showed high permeation

411 rates between  $80\text{-}100\text{ L m}^{-2}\text{ h}^{-1}\text{ bar}^{-1}$  under low external pressure (i.e. 1.0 bar). By embedding  
412 modified magnetic GO (MMGO), it was also eventuated a significant increase in the pure water  
413 flux due to changes in surface roughness and hydrophilicity of PES NF membranes. Regarding the  
414 copper and dye removal ability of the membranes remarkably increased thanks to the presence of  
415 hydrophilic functional groups on the surface of MMGO hybrid. The prepared NF membrane,  
416 containing 0.5 wt.% MMGO hybrid, demonstrated the highest copper ions removal (ca. 92%)  
417 (Abdi et al., 2018). The authors also stated that these GO-filled NF membranes can also be good  
418 candidates in other types of water treatment applications, such as water softening, decolorization,  
419 natural organic matter removal (Wei et al., 2018).

420 A more recent approach to improving GO-based nanocomposite PVDF membranes was done by  
421 Ren et al. (2019), who fabricated PVDF-GO membrane via electrospinning with immobilization  
422 of nano-zero valent iron (nZVI) particles. Such particles were deposited on the surface by *in-situ*  
423 synthesis. This membrane was designed and tested to remove Cd (II) and trichloroethylene (TCE)  
424 contaminants from groundwater, following a mechanism of gravity-driven membrane filtration. In  
425 principle, the hydrophilicity and improved membrane flux was obtained by the functionalization  
426 of GO into PVDF. Results showed that the hydrophilicity of the membranes increased by raising  
427 the GO concentration, leading to an improved permeability property. This resulted in the  
428 achievement of high and stable fluxes of  $255\text{ L m}^{-2}\text{ h}^{-1}$  for Cd and  $265\text{ L m}^{-2}\text{ h}^{-1}$  for TCE.  
429 Moreover, using 1 wt.% GO loaded PVDF-GO-nZVI membrane, removal performances of 100%  
430 and 82% were successfully achieved towards Cd (II) and TCE, respectively. The authors attributed  
431 such relevant Cd removal to a chemisorption phenomenon, while the TCE removal mechanism  
432 consisted of a multi-step dechlorination process involving several reactions. To sum up, the study  
433 has demonstrated that the functionalized PVDF-GO membrane can be a promising barrier for  
434 water remediation due to its high reactivity towards the evaluated pollutants.

435 An interesting future approach on GO-based nanofillers for nanocomposite filtration membranes  
436 has been the one synthesized by Ma et al. (2020). They embedded GO-polyethylene glycol (P-GO)  
437 into a PVDF ultrafiltration membrane and thus proposed such a composite membrane for removing  
438 heavy metals within a wastewater treatment strategy. The membranes prepared via phase inversion  
439 method revealed outstanding results in terms of improved hydrophilicity, permeability and  
440 antifouling properties, while crosslinking between polyethylene glycol and GO contributed to an  
441 increase in thermal stability, pore size as well as surface porosity. The membrane containing 0.5  
442 wt.% P-GO obtained the highest water flux of  $94 \text{ L m}^{-2} \text{ h}^{-1}$ . This was due to the hydrophilicity  
443 provided by the embedded hydrophilic functional groups into the membrane matrix. The same  
444 membrane formulation showed a 94% bovine serum albumin rejection rate, indicating good  
445 separation properties. Furthermore, excellent antifouling properties were acquired by the obtention  
446 of the lowest surface roughness, the lowest total and irreversible resistance values, as well as by a  
447 78% flux recovery obtained after 3 performance cycles. Antifouling property of the membrane  
448 was assigned to hydrophilic groups forming a hydration layer that repulses pollutant contact and  
449 contaminant deposition. The authors highlighted that further studies must be conducted on the  
450 application of this nanocomposite membrane towards the removal of heavy metals due to its  
451 excellent anti-fouling, permeability and hydrophilicity properties.

452 **Table 3** enlists some of the latest studies in nanocomposite membrane synthesis for heavy metal  
453 removal reported by the research community. It is obvious that the separation performance of a  
454 membrane depends on multiple factors, but the membrane preparation procedure is crucial.  
455 Regardless of these important factors, most of the nanocomposite membranes generally display  
456 removal rates ranged from 27 to 100%.

457

458 **Table 3.** Latest development works on tailoring novel nanocomposite membranes for heavy

459 metal ions removal.

460

461 For instance, Ali et al. (2019) reported a 98% zinc ions ( $Zn^{2+}$ ) removal from synthetic water  
462 through filling functionalized MWCNTs into PVC, in which the retention rate was stable over 60  
463 min process time. Interestingly, these membranes also allowed to remove more than 70% zinc ions  
464 ( $Zn^{2+}$ ), when treating real wastewater effluent. The core of success in these membranes was the  
465 chemical functionalization of the MWCNTs. The authors stated that the resulting removal  
466 efficiency of CNT membrane could be associated with the high absolute zeta potential together  
467 with the hydrophilicity of the fillers embedded on the inside surface of the hollow fiber membrane,  
468 and of course the plenty number of oxygen functional groups on CNT surfaces. Theoretically, the  
469 removal capacity can be a function of electrostatic interactions among the positive charge of  $Zn^{2+}$   
470 ions and the negative charge surface of CNTs at specific conditions (e.g. higher pH values) (Lu  
471 and Chiu, 2006), which foster the strong surface complexation reaction. This enabled the  
472 membranes to demonstrate high adsorption ability, as represented in **Figure 1**. The use of  
473 sulfonated MWCNTs also represents a promising pathway in membranes with efficient removal  
474 of heavy metals, these membranes had shown an adsorption removal over 59% for Cu (II) ions  
475 (Ge et al., 2014). Such MWCNTs membranes were also enabled to remove about 99.2% of other  
476 types of toxic components, e.g. rhodamine B (Peydayesh et al., 2018).

477

478 **Figure 1.** Adsorption and desorption mechanisms of zinc ions in functionalized MWCNTs (Ali et  
479 al., 2019).

480 Another example of surface functionalization of materials in nanocomposite membranes showing  
481 promising results on ion removal regards the polyether imide (PEI) nanofiltration membrane using  
482 a nanofiller additive, which consisted of L-cysteine modified glycidyl-polyhedral oligomeric

483 silsesquioxane (POSS) (Bandehali et al., 2020). The PEI membrane filled with 1 wt.% of L-  
484 cysteine modified-POSS provided an outstanding separation efficiency towards  $\text{Cr}^{+2}$  and  $\text{Na}^{+}$  ions  
485 with a rejection percentage of 79% and 80%, respectively, which was attributed to the porous  
486 membrane morphology and the presence of negatively charged hydrophilic functional groups on  
487 the membrane surface, both features promoted the absorption of positively charged ions, as well  
488 as an increase of ion adsorption active spots (Bandehali et al., 2019). Moreover, L-cysteine  
489 functionalized POSS NPs incorporated into the PEI nanofiltration membrane led to a cross-linking  
490 reaction between the amino groups ( $\text{NH}_2$ ) in L-cysteine modified-POSS filler and imide rings in  
491 PEI. This increased the membrane surface hydrophilicity due to the hydroxyl ( $-\text{OH}$ ), carboxyl ( $-\text{COOH}$ ) and amine ( $-\text{NH}_2$ ) functional groups present in these materials, resulting in high water  
492 permeation fluxes of  $95 \text{ L m}^{-2} \text{ h}^{-1}$  (in 1 wt.% of L-cysteine modified-POSS-PEI composite), from  
493  $17.63 \text{ L m}^{-2} \text{ h}^{-1}$  in neat PEI membrane. In addition to the exceptional performance, the modified  
494 filler also offered other benefits to the nanocomposite membranes, such as improved the  
495 antifouling properties to the resulting nanocomposite membranes by decreasing the roughness, a  
496 flux recovery ratio of 95%, increased degree of wetting, as well as an increment in the membrane  
497 surface smoothness, which all added up to the obtention of a better membrane structure for  
498 avoiding salt accumulation.  
499

500 To date, the blending of inorganic phases into polymers has been also a smart alternative for the  
501 simultaneous removal of different types of heavy metal ions. At this point, the filling of multiple  
502 fillers is likely a feasible option for such a task. For instance, Suresh et al. (2018) tailored a hybrid  
503 nanocomposite membrane embedding carbon nanofibers and  $\text{TiO}_2$  into PAN polymer, the  
504 generated hybrid membranes have proved rejection percentages of 87%, 73%, 66% towards  $\text{Pb}^{2+}$ ,  
505  $\text{Cu}^{2+}$ ,  $\text{Cd}^{2+}$  metal ions, respectively. Towards the efficient separation of  $\text{Pb}^{2+}$ , Suresh et al. (2018)  
506 explored and demonstrated that amino-functionalized metal-organic frameworks (MOFs)



507 combined with a ceramic ultrafiltration membrane represent to be an effective material for the  $\text{Pb}^{2+}$   
508 removal, which revealed at least 61.4% removal, whereas the best efficiency depended on the  
509 operating conditions, but it reached up to 100% (Yin et al., 2016). It is worth mentioning that the  
510 UF process also exhibited high flux ca.  $1,300 \text{ L m}^{-2} \text{ h}^{-1}$  (at 0.23 Mpa), which was stable during  
511 120 min operating time.

512  
513 Very recently, another kind of MOF-based nanocomposite has proven an unprecedented removal,  
514 ca. 100%, of multiple heavy metal ions from wastewaters. Yuan et al. (2019) developed a  
515 composite asymmetric membrane by coating  $\text{Al}_2\text{O}_3$  with ZIF-300, as illustrated in **Figure 2**.

516  
517 **Figure 2.** Graphical drawing of ZIF-300 deposited on alumina for metal ion removal and organic  
518 dye from water (Yuan et al., 2019).

519  
520 The success of Yuan's membranes was based on the impressive size-exclusion mechanism of ZIF-  
521 300. As reported by the authors, this water-stable MOF may possess an aperture size of pores  
522 around  $7.9 \text{ \AA}$ , which represents a larger kinetic diameter than the one of water ( $\text{H}_2\text{O}$ ,  $\sim 2.8 \text{ \AA}$ ), but  
523 still smaller than the hydrated diameter of heavy metal ions (e.g.  $\text{Cu}^{2+}$ ,  $\text{Co}^{2+}$ ,  $\text{Cd}^{2+}$ ,  $\text{Al}^{2+}$ ). The  
524 membranes remarkably reached to remove completely such compounds (Yuan et al., 2019).  
525 Furthermore, the ZIF-300 membrane demonstrated a high permeation (water permeance of  $39.2 \text{ L}$   
526  $\text{m}^{-2} \text{ h}^{-1} \text{ bar}^{-1}$ ) and rejection rate of 99.2% towards  $\text{CuSO}_4$ , together with stable performance.  
527 Towards the coating of different materials on organic or inorganic supports, Ibrahim et al. (2018)  
528 combined PSF and poly[styrene-alt-(N-4-benzoylglycine-maleamic acid)] cumene terminated  
529 (PAH) to remove over 91% for  $\text{Pb}^{2+}$  and 72% for  $\text{Cd}^{2+}$  ions. In fact, the authors concluded an



530 impressive adsorption ability of such composite, which led to the UF process to be enough for the  
531 efficient removal of these heavy metal ions.

532 Among novel materials for UF, MF and NF filtration processes, ceramic materials are also  
533 promising tools for wastewater treatment due to their large specific surface area and convenient  
534 interior pore structure for filtration, catalysis and adsorption (Wu et al., 2019). Fe-based ceramic  
535 nanomaterials were used by Wu et al. (2019) for the fabrication of vacuum filtered membranes  
536 (VFMs) and polymer mixed e-spinning membranes (ESPMs), which were later assayed for Cd<sup>2+</sup>  
537 ions removal from aqueous solutions. During the ceramic synthesis, a hydrothermal method was  
538 implemented for tailoring the Fe-based nanomaterials using FeOOH and  $\mu$ -Fe<sub>2</sub>O<sub>3</sub> nanowires as  
539 well as Fe<sub>3</sub>O<sub>4</sub> NPs. Experimentally, VFMs showed a higher removal capacity than ESPMs; in  
540 contrast, ESPMs demonstrated to have better mechanical strength and stability. Particularly, VFM  
541 exhibited the highest Cd<sup>2+</sup> adsorption capacity, ca. 29.3 mg g<sup>-1</sup>, owed to a larger surface area  
542 provided by NPs in the membrane and a plenty internal pore structure, however, this resulted in  
543 drawbacks in terms of structural reliability shown by looseness and micro-cracks after the third  
544 filtration process, therefore, further studies aimed to improve mechanical strength properties  
545 should be conducted. On the other hand, nanoparticles doped ESPM after the fourth filtration  
546 maintained the original structure without fractures thanks to the better ductility properties and  
547 magnetic cores inside the nanofiber. According to the authors, chemical sorption, consisting of  
548 electron exchange between membranes and ions, was suggested to be the rate-controlling  
549 mechanism for Cd<sup>2+</sup> adsorption, but the Cd adsorption mechanism was also indicated to be a multi-  
550 step process involving an external membrane surface adsorption and intraparticle diffusion. As  
551 concluding remarks from this study, it was observed that the ESPMs adsorption capacity was  
552 definitely enhanced with the Fe<sub>3</sub>O<sub>4</sub> NPs as membrane precursors, but Cd<sup>2+</sup> removal capacity should  
553 be improved in further studies by possibly modifying the polymers on the membrane surface.



554 Within the last years of research on novel materials for improving nanocomposite fillers, particular  
555 attention has been given to mostly synthetic-based fillers, leaving aside green material-based ones,  
556 which are categorized in such a way due to their plant, animal, or natural origin. In this framework,  
557 Kamari and Shahbazi (2020) initiated and innovated the preparation of green nanofillers made  
558 from Fe<sub>3</sub>O<sub>4</sub> magnetic NPs coated with rice husk extracted silica (SiO<sub>2</sub>) functionalized with 3-  
559 Aminopropyl trimethoxy silane. The obtained Fe<sub>3</sub>O<sub>4</sub>@SiO<sub>2</sub>-NH<sub>2</sub> nanofiller was then embedded  
560 into the matrix of a PES NF membrane, and subsequently tested the removal of Cd (II) and methyl  
561 red dye coming from industrial effluents. Results showed that the membrane presented an  
562 asymmetrical morphology and highly dense layer, assigned to the fact Fe<sub>3</sub>O<sub>4</sub>@SiO<sub>2</sub>-NH<sub>2</sub> nanofiller  
563 acted as a pore causing agent, promoting porosity. It was also seen that greater concentration  
564 amounts (ca. 0.5 wt.%) of the nanofiller into the membrane demonstrated to increase the water  
565 diffusion due to its hydrophilic functional groups (such as amine) present on the surface. The  
566 membrane filled with 0.5wt.% Fe<sub>3</sub>O<sub>4</sub>@SiO<sub>2</sub>-NH<sub>2</sub> yielded the best salt rejection performance, as  
567 well as the highest removal efficiencies of 93% and 97% for Cd (II) and methyl red dye,  
568 respectively. Cd (II) adsorption was also found to be enhanced by the presence of polar primary  
569 amine NH<sub>2</sub> functional groups on the surface, acting as active binding sites. While methyl red dye  
570 adsorption was associated with the electrostatic interactions and non-covalent bonds given by the  
571 hydrophilicity nature of the green nanofiller. In addition to this, an excellent antifouling capacity  
572 was revealed by the novel membrane together with good reusability property for Cd removal, e.g.  
573 it demonstrated a 7% decrease in removal efficiency after the fifth Cd (II) filtration cycle. Long-  
574 term stability and anti-contamination properties for methyl red dye removal were also confirmed  
575 by the maintenance of a constant 97% filtration efficiency and a slight decrease in solution flux  
576 after a 40h filtration process. Hence, this pioneering study should be considered as a starting point





577 within the implementation of green material-based nanofillers for filtration membranes since it has  
578 proven to be an innovative promising alternative for the removal of pollutants.

579 Up to now, it is evident that nanocomposite membranes implemented in UF, MF and NF processes  
580 for the removal of heavy metals is a research field with a promising future ahead, coring the  
581 development of sustainable wastewater treatment strategies. At this point, research efforts must  
582 continue to be done on discovering innovative mixtures of nanocomposite materials and their  
583 interactions, that may result in membrane enhancements in terms of mechanical strength,  
584 adsorption mechanisms, metal removal efficiency rates, antifouling, reusability, permeability, and  
585 selectivity properties. All these properties will foster **the implementation of** efficient and reliable  
586 processes. Based on current findings, the research community is extensively working on the  
587 development of novel types of composites. For instance, **Table 4** presents a variety of novel  
588 nanocomposites that have not been implemented yet in the fabrication of filtration membranes,  
589 however, they represent a promising future since they count with effective adsorption mechanisms,  
590 innovative material combinations and also synthesized following novel methodologies for the  
591 removal of heavy metals, offering new clues on what is next on improving nanocomposite  
592 membrane technology. It is quite possible that such new composites will be assayed in membrane-  
593 based separations expecting acceptable performance based on their relevant findings in separating  
594 metal ions from water systems.

595

596 **Table 4.** Novel nanocomposite materials with outstanding heavy metal removal efficiency that  
597 have not been implemented in membranes.

598

599 Recently, Dinh et al. (2020) tailored a chitosan-MnO<sub>2</sub> nanocomposite which was tested as an  
600 adsorbent to remove Cr(VI) from an aqueous solution. Thanks to its high Langmuir monolayer

601 adsorption capacity of about  $61.5 \text{ mg g}^{-1}$ , this new material displayed high Cr removal (of about  
602 94%) in the effluent from industrial zones. The authors claimed that electrostatic attraction was  
603 fundamental to the uptake of Cr onto the composite. Importantly, such composite was also  
604 evaluated during 5 cycles, showing a removal efficiency decrease up to 80%. Unlike Dinh's study,  
605 a core-shell structured nanocomposite of zero-valent iron with carbon (ZVI@C) exhibited a  
606 tremendous adsorption capacity (over  $800 \text{ mg g}^{-1}$  for Cr) and thus revealing an acceptable Cr (VI)  
607 removal efficiency of 80% (Zhou et al., 2020).

608 The adsorption capacity depends on the characteristics of elements forming the nanocomposite,  
609 their synergistic effect and their resulting properties, for example, Mahmoud et al. (2019) notified  
610 a higher adsorption capacity in  $\text{SiO}_2@\text{VB9}$  nanocomposite for Pb (over  $900 \text{ mg g}^{-1}$ ) than Cd (ca.  
611  $562 \text{ mg g}^{-1}$ ) and Cu (ca.  $152 \text{ mg g}^{-1}$ ), such metal uptake capacities allowed to the resulting  
612 composite to show high removal efficiency ranged from 81 to 100% for all tested heavy metal  
613 ions. Dai et al. (2020) have very recently proved that the strategic selection of the elements  
614 proposed for the nanocomposite fabrication may result in a high-performance material, for  
615 instance, Dai et al. introduced  $\text{Fe}_3\text{O}_4/\text{GO}$  composite into graphitic carbon nitride  $\text{g-C}_3\text{N}_4$ , which  
616 provided an impressive U (VI) extraction capacity (up to  $2880 \text{ mg g}^{-1}$ ) together with high removal  
617 efficiency (ca. 96 %). Due to its chemisorption properties, an EDTA modified magnetic iron oxide  
618 loaded with sawdust carbon ( $\text{EDTA}@\text{Fe}_3\text{O}_4/\text{SC}$ ) composite has demonstrated a 98% Cd (II)  
619 removal capacity; according to the study, the Cd (II) removal efficiency increased as pH value and  
620 adsorbent dose increase. Moreover, this nanocomposite also presented good multi-metal ion  
621 uptake (over 80%) for Zn (II), Cd (II), Cu (II), Pb (II), Ni (II), Co (II), As (III), U (VI), and high  
622 adsorption efficiency (ca. 83%) after three cycles, proving an input of its reusability. At this point,  
623 most of the newly nanocomposite materials (presented in **Table 4**) release a satisfactorily good  
624 metal ion uptake ability being potential candidates for the fabrication of membranes towards water



625 purification and disinfection (Castro-Muñoz, 2020b). However, the synthesis and preparation  
626 methodologies, as well as the resulting cost, implied in the fabrication protocols may represent a  
627 drawback during the further implementation of such materials in membranes. Even if the ongoing  
628 progress and innovation of new composite materials have been pointed out over this review, the  
629 economic feasibility related to the fabrication cost is a critical driver for their establishment and  
630 implementation. Unfortunately, economic feasibility, which may represent a profitable and  
631 competitive business, is a fundamental factor for the investment of companies and suppliers  
632 (Urbancová, 2013; Skapa, 2012). Herein, scientists must also be focused on developing new  
633 materials and fabrication protocols considering fewer sources and less costly aimed at producing  
634 economically sustainable materials. In this context, there is today a new trend in utilizing green  
635 and bio-based materials for the development of economically viable feedstocks and products.  
636 Since different carbonaceous materials, such as GO, activated carbon and CNTs, have shown their  
637 potentiality as adsorbents for copper decontamination (Ren et al. 2013), it is likely that other  
638 potential materials, like biochar, may also be a promising candidate in the preparation of  
639 composites. It is worth mentioning that biochar is commonly manufactured by pyrolysis of  
640 biomass and plant-based derivatives. Therefore, the synthesis and usage of biochar represent an  
641 environmentally friendly way to produce low-cost adsorbents (Marousek et al., 2020ab), which  
642 have been recently involved in the fabrication of membranes for the selective separation of  
643 phosphate from phosphate-rich wastewaters (Mohammadi et al., 2020).

644 Most of the nanocomposite materials and membranes tend to display impressive metal ion uptake,  
645 and more importantly, some composites can concurrently remove more than one type of ion.  
646 However, to core the complete resource recovery (i.e. water), it is important to consider the  
647 synthesis of nanocomposite membranes which may offer the simultaneous removal of heavy metal  
648 ions and organic contaminants, e.g. Zhang et al. (2020) developed composite membranes filling

649 polydopamine-coated ferric oxide ( $\text{Fe}_3\text{O}_4@\text{PDA}$ ) in PES. In addition to the higher permeabilities  
650 of the composite membranes (e.g. over  $2600 \text{ L/m}^2 \text{ h bar}$  corresponding to 20wt.%  $\text{Fe}_3\text{O}_4@\text{PDA}$   
651 PES membrane) compared to the pristine PES, the composites achieved competitive adsorptive  
652 removal of  $\text{Pb}^{2+}$  and catalytic degradation of methylene blue, e.g. acceptable  $\text{Pb}^{2+}$  removal  
653 efficiency (above 80%) together with high methylene blue degradation (above 90%). In this case  
654 of study, the authors strategically designed the composite to display a synergistic effect. For  
655 example, the phenolic hydroxy and amino groups on the surface of PDA were able to chelate the  
656 cations to promote the adsorption of heavy metal ions, while the electron transfer in the Fenton-  
657 like reaction was promoted due to the phenoquinone structure of the surface of the PDA, boosting  
658 the catalytic reaction. With a similar scope, Fan et al. (2019) documented the simultaneous and  
659 rapid removal of organic micropollutants (bisphenol) and metal ions ( $\text{Pb}^{2+}$ ) using an electrospun  
660  $\beta$ -cyclodextrin/chitosan/polyvinyl alcohol nanofibers. These novel nanocomposites exhibited a  
661 large number of adsorption sites, e.g. the cyclodextrin owed a featured molecule structure with a  
662 hydrophilic outer surface and hydrophobic inner cavity for binding organic contaminants while  
663 chitosan has plenty of hydroxyl and amino groups to form complex with metal ions and thus  
664 remove them. Both authors concluded that their nanocomposites represent a new pathway to deal  
665 with hard-to-be-treated wastewaters (e.g. paper making, leather, textile, etc.)

## 666 **5. Concluding remarks, future perspectives, and strategies for new researchers in the field**

668 Throughout this review paper, it has been recognized the potential ability of polymeric membranes  
669 in separating various heavy metal ions, including  $\text{Cd}^{2+}$ ,  $\text{Pb}^{2+}$ ,  $\text{Ni}^{2+}$ ,  $\text{Cu}^{2+}$ ,  $\text{Al}^{2+}$ ,  $\text{Co}^{2+}$ ,  $\text{Zn}^{2+}$ ,  $\text{Mn}^{2+}$ ,  
670  $\text{Cr}^{4+}$ , among others. These membranes can exhibit a removal efficiency between 77-99%.  
671 However, by smartly introducing inorganic nanomaterials into polymer membranes,  
672 nanocomposite membranes have overcome the main drawbacks of polymeric membranes together  
673 with improved removal efficiencies up to 100%. This review has released a clear outlook on the

674 benefits of implementing composite membranes for the separation and removal of a wide range of  
675 toxic and heavy metal ions, in which their elimination from water has been proposed attending the  
676 current worldwide necessity for clean water scarcity.

677 **To date**, a huge number of studies have provided promising proofs and insights that the MF  
678 composite membranes have been able to remove **macropollutants**, but the separation of  
679 **micropollutants** may need the usage of UF and NF membranes. Interestingly, nanocomposite  
680 membranes have shown their impressive adsorption ability for the removal of heavy metal ions,  
681 being strongly dependent on the smart selection of the inorganic materials according to their  
682 **physicochemical** features. This means that the adsorption efficiency of nanoparticles and their  
683 sieving mechanism must be considered during the tailored manufacturing of nanocomposite  
684 membranes towards the removal of specific heavy metal ions. In the light of process feasibility,  
685 nanocomposite membranes have also shown enough features to be implemented in efficient  
686 separation processes with good permeation rates, which is also a relevant parameter in terms of  
687 productivity. Based on the current findings of this review, and the current developments works and  
688 efforts in developing new composite materials, it is likely that **the** research community will  
689 continue looking for new inorganic and hybrid materials **that** could not only overcome the  
690 drawbacks (such as permeation and retention rates) of polymeric membranes but also  
691 **physicochemical** properties (e.g. chemical, mechanical and thermal stability) as well. To finalize,  
692 it is presented below some recommendations for planning the research of new researchers aiming  
693 to improve the efficiency of nanocomposite membranes:

- 694 • Initially, researchers must identify the potential polymers that display high enough removal  
695 efficiency. Based on this, further investigation can be planned and directed based on the  
696 main bottleneck and weakness of the pristine polymers.

- 697
- 698
- 699
- 700
- 701
- 702
- 703
- 704
- 705
- 706
- 707
- 708
- 709
- 710
- 711
- 712
- 713
- 714
- 715
- 716
- 717
- 718
- 719
- 720
- When dealing with filling nanomaterials into polymers, it is essential to mention that such inorganic phases must be smartly embedded considering two important factors: 1) the physicochemical features of the nanomaterials (porosity, stability, morphology, among others), and ii) their metal uptake mechanisms related to the removal of heavy metals (sieving, adsorption, size-exclusion, etc.). Such basic analysis will bring big benefits in a shorter time and fewer sources, i.e. low filler loading may synergistically improve the properties of polymer membranes. For example, 1wt.% GO loaded PVDF-GO-nZVI membrane cannot only reach high 100% Cd (II) removal but also impressive permeation fluxes (ca.  $255 \text{ L m}^{-2} \text{ h}^{-1}$ ) (Ren et al., 2019), which is also an important factor during the feasibility of large scale processes. Finally, the usage of a low quantity of fillers will result in a reduced membrane cost.
  - The membrane preparation protocols also play an important role in the resulting separation efficiency in membranes. Even if most of the advances in the field have been assigned to the properties of the nanomaterials, it is also important to point out that the exploration of new membrane fabrication procedures, together with the improvement of the existing ones, will allow tailoring of substantially enhanced membranes. This also applies when embedding simultaneously more than one inorganic phase.
  - Most of the research has satisfactorily demonstrated excellent performance towards metal ion separations, however, there are few reports demonstrating the feasibility of the membranes in a long-term operation, which is a current lack in research. By extending the testing of membranes, the chemical engineers will have a better outlook about the potentiality of membranes for possible implementation in industrial processes.
  - To finalize, based on the relevant insights and ability of the novel nanocomposite materials enlisted in **Table 4**, it is recommended to the new scientists to explore the ability of such



721 new materials into membrane processes for the removal of metal ions. Importantly, the  
722 separation efficiency of membrane processes not only depends on membrane features but  
723 also on the operating conditions.

724

## 725 **Acknowledgements**

726 R. Castro-Muñoz acknowledges the School of Science and Engineering and the FEMSA-  
727 Biotechnology Center at Tecnológico de Monterrey for their support through the Bioprocess  
728 (0020209I13) Focus Group. Financial support from Polish National Agency for Academic  
729 Exchange (NAWA) under Ulam Programme (Agreement No. PPN/ULM/2020/1/00005/U/00001)  
730 is also gratefully acknowledged. The Regional Government of Castilla y León and the EU-FEDER  
731 programme [grant numbers CLU 2017-09 and UIC 071] are also gratefully acknowledged.

732

733

## 734 **References**

735

736 Abdi, G., Alizadeh, A., Zinadini, S., & Moradi, G. (2018). Removal of dye and heavy metal ion  
737 using a novel synthetic polyethersulfone nanofiltration membrane modified by magnetic  
738 graphene oxide / metformin hybrid. *Journal of Membrane Science*, 552(July 2017), 326–  
739 335. <https://doi.org/10.1016/j.memsci.2018.02.018>

740 Abedini, R., Mousavi, S. M., & Aminzadeh, R. (2011). A novel cellulose acetate (CA)  
741 membrane using TiO<sub>2</sub> nanoparticles: Preparation, characterization and permeation study.  
742 *Desalination*, 277(1–3), 40–45. <https://doi.org/10.1016/j.desal.2011.03.089>

743 Ahmad, A., Jamshed, F., Riaz, T., Sabad-E-Gul, Waheed, S., Sabir, A., ... Jamil, T. (2016). Self-  
744 sterilized composite membranes of cellulose acetate/polyethylene glycol for water  
745 desalination. *Carbohydrate Polymers*, 149, 207–216.  
746 <https://doi.org/10.1016/j.carbpol.2016.04.104>

747 Ahmad, A. L., Abdulkarim, A. A., Ismail, S., & Seng, O. B. (2016). Optimization of PES / ZnO  
748 mixed matrix membrane preparation using response surface methodology for humic acid



- 749 removal. *Korean Journal of Chemical Engineering*, 33(3), 997–1007.  
750 <https://doi.org/10.1007/s11814-015-0221-9>
- 751 Ahmadizadegan H., Esmailzadeh D., Ranjbar M., Marzban Z., G. F. (2018). Synthesis and  
752 characterization of polyester bionanocomposite membrane with ultrasonic irradiation  
753 process for gas permeation and antibacterial activity. *Ultrasonic Sonochemistry*, 41, 538–  
754 550. <https://doi.org/10.1016/j.ultsonch.2017.10.020>
- 755 Ahmed, F., Santos, C. M., Mangadlao, J., Advincula, R., & Rodrigues, D. F. (2013).  
756 Antimicrobial PVK: SWNT nanocomposite coated membrane for water purification:  
757 Performance and toxicity testing. *Water Research*, 47(12), 3966–3975.  
758 <https://doi.org/10.1016/j.watres.2012.10.055>
- 759 Akar, N., Asar, B., Dizge, N., & Koyuncu, I. (2013). Investigation of characterization and  
760 biofouling properties of PES membrane containing selenium and copper nanoparticles.  
761 *Journal of Membrane Science*, 437, 216–226. <https://doi.org/10.1016/j.memsci.2013.02.012>
- 762 Alam, J., Alhoshan, M., Dass, L. A., Shukla, A. K., Muthumareeswaran, M. R., Hussain, M., &  
763 Aldwayyan, A. S. (2016). Atomic layer deposition of TiO<sub>2</sub> film on a polyethersulfone  
764 membrane: separation applications. *Journal of Polymer Research*, 23(9).  
765 <https://doi.org/10.1007/s10965-016-1063-9>
- 766 Ali, S., Aziz, S., Rehman, U., Ali, I., & Usman, M. (2019). Efficient removal of zinc from water  
767 and wastewater effluents by hydroxylated and carboxylated carbon nanotube membranes :  
768 Behaviors and mechanisms of dynamic filtration. *Journal of Hazardous Materials*, 365(19),  
769 64–73. <https://doi.org/10.1016/j.jhazmat.2018.10.089>
- 770 Alpatova, A., Kim, E. S., Sun, X., Hwang, G., Liu, Y., & Gamal El-Din, M. (2013). Fabrication  
771 of porous polymeric nanocomposite membranes with enhanced anti-fouling properties:  
772 Effect of casting composition. *Journal of Membrane Science*, 444, 449–460.  
773 <https://doi.org/10.1016/j.memsci.2013.05.034>
- 774 Alzahrani, S., & Wahab, A. (2014). Journal of Water Process Engineering Challenges and trends  
775 in membrane technology implementation for produced water treatment : A review. *Journal*  
776 *of Water Process Engineering*, 4, 107–133. <https://doi.org/10.1016/j.jwpe.2014.09.007>
- 777 Amy, G., Edwards, M., Benjamin, M., Carlsson, K., Chwirka, J., Brandhuber, P., ... Vagliasindi,  
778 F. (1998). Draft Report. *AWWARF*, 1–20.
- 779 An, D., Yang, L., Wang, T., & Liu, B. (2016). *Separation Performance of Graphene Oxide*  
780 *Membrane in Aqueous Solution*. <https://doi.org/10.1021/acs.iecr.6b00620>



- 781 Andrade, P. F., de Faria, A. F., Quides, F. J., Oliveira, S. R., Alves, O. L., Arruda, M. A. Z., &  
782 Goncalves, M. do C. (2015). Inhibition of bacterial adhesion on cellulose acetate  
783 membranes containing silver nanoparticles. *Cellulose*, 22(6), 3895–3906.  
784 <https://doi.org/10.1007/s10570-015-0752-6>
- 785 Arsuaga, J., Sotto, A., del Rosario, G., Martínez, A., Molina, S., Teli, S. B., & de Abajo, J.  
786 (2013). Influence of the type, size, and distribution of metal oxide particles on the properties  
787 of nanocomposite ultrafiltration membranes. *Journal of Membrane Science*, 428, 131–141.  
788 <https://doi.org/10.1016/j.memsci.2012.11.008>
- 789 Badrinezhad, L., & Ghasemi, S. (2017). Preparation and characterization of polysulfone /  
790 graphene oxide nanocomposite membranes for the separation of methylene blue from water.  
791 *Polymer Bulletin*. <https://doi.org/10.1007/s00289-017-2046-7>
- 792 Bahadar, S., Alamry, K. A., Bifari, E. N., Asiri, A. M., Yasir, M., Gzara, L., & Zulfiqar, R.  
793 (2015). Journal of Industrial and Engineering Chemistry Assessment of antibacterial  
794 cellulose nanocomposites for water permeability and salt rejection. *Journal of Industrial  
795 and Engineering Chemistry*, 24, 266–275. <https://doi.org/10.1016/j.jiec.2014.09.040>
- 796 Bai, H., Liu, Z., & Sun, D. D. (2012). Applied Catalysis B : Environmental A hierarchically  
797 structured and multifunctional membrane for water treatment. “*Applied Catalysis B,  
798 Environmental*”, 111–112, 571–577. <https://doi.org/10.1016/j.apcatb.2011.11.009>
- 799 Balta, S., Sotto, A., Luis, P., Benea, L., Bruggen, B. Van Der, & Kim, J. (2012). A new outlook  
800 on membrane enhancement with nanoparticles : The alternative of ZnO. *Journal of  
801 Membrane Science*, 389, 155–161. <https://doi.org/10.1016/j.memsci.2011.10.025>
- 802 Bandehali, S., Parvizian, F., Moghadassi, A., & S., H. (2020). High water permeable PEI  
803 nanofiltration membrane modified by L-cysteine functionalized POSS nanoparticles with  
804 promoted antifouling/separation performance. *Separation and Purification Technologies in  
805 Biorefineries*, 237, 116361.
- 806 Ben-Sasson, M., Lu, X., Bar-Zeev, E., Zodrow, K. R., Nejati, S., Qi, G., ... Elimelech, M.  
807 (2014). In situ formation of silver nanoparticles on thin-film composite reverse osmosis  
808 membranes for biofouling mitigation. *Water Research*, 62, 260–270.  
809 <https://doi.org/10.1016/j.watres.2014.05.049>
- 810 Ben-Sasson, M., Zodrow, K. R., Genggeng, Q., Kang, Y., Giannelis, E. P., & Elimelech, M.  
811 (2014). Surface functionalization of thin-film composite membranes with copper  
812 nanoparticles for antimicrobial surface properties. *Environmental Science and Technology*,



- 813 48(1), 384–393. <https://doi.org/10.1021/es404232s>
- 814 Bey, S. Criscuoli, A., Figoli, A., Leopold, A., Simone, S., Benamor, M., Drioli, E. (2010).  
815 Removal of As(V) by PVDF hollow fibers membrane contactors using Aliquat-336 as  
816 extractant. *Desalination*, 264, 193-200.
- 817 Boaretti, C., Pasquini, L., Sood, R., Giancola, S., Donnadio, A., Roso, M., ... Cavaliere, S.  
818 (2017). Mechanically stable nanofibrous sPEEK/Aquivion® composite membranes for fuel  
819 cell applications. *Journal of Membrane Science*, 545(June 2017), 66–74.  
820 <https://doi.org/10.1016/j.memsci.2017.09.055>
- 821 Castro-Muñoz, R., Rodríguez-Romero, V., Yáñez-Fernández, J., Fíla, V. (2017). Water  
822 production from food processing wastewaters by integrated membrane systems: Sustainable  
823 approach. *Water Technology and Sciences*, 8 (6), 129-136.
- 824 Castro-Muñoz, R., Conidi, C., & Cassano, A. (2018b). Membrane-based technologies for  
825 meeting the recovery of biologically active compounds from foods and their by-products.  
826 *Critical Reviews in Food Science and Nutrition*, 0(0), 1–22.  
827 <https://doi.org/10.1080/10408398.2018.1478796>
- 828 Castro-Muñoz, R., Galiano, F., Fíla, V., Drioli, E., & Figoli, A. (2018e). Mixed matrix  
829 membranes (MMMs) for ethanol purification through pervaporation : current state of the  
830 art. *Reviews in Chemical Engineering* <https://doi.org/10.1515/revce-2017-0115>.  
831 <https://doi.org/https://doi.org/10.1515/revce-2017-0115>
- 832 Castro-Muñoz, R., Martín-Gil, V., Ahmad, M. Z., & Fíla, V. (2018d). Matrimid® 5218 in  
833 preparation of membranes for gas separation - current state-of-the-art. *Chemical*  
834 *Engineering Communications*, 205, 161–196.  
835 <https://doi.org/http://dx.doi.org/10.1080/00986445.2017.1378647>
- 836 Castro-Muñoz, R., Barragán-Huerta, B. E., Fíla, V., Denis, P. C., & Ruby-Figueroa, R. (2018a).  
837 Current Role of Membrane Technology: From the Treatment of Agro-Industrial by-  
838 Products up to the Valorization of Valuable Compounds. *Waste and Biomass Valorization*,  
839 9(4), 513–529. <https://doi.org/10.1007/s12649-017-0003-1>
- 840 Castro-Muñoz, R., De La Iglesia, Ó., Fíla, V., Téllez, C., Coronas, J. (2018c). Pervaporation-  
841 assisted esterification reactions by means of mixed matrix membranes. *Industrial and*  
842 *Engineering Chemistry Research*. 57, 15998–16011. doi: 10.1021/acs.iecr.8b01564 .
- 843 Castro-Muñoz, R., Yáñez-Fernández, J., & Fíla, V. (2016). Phenolic compounds recovered from  
844 agro-food by-products using membrane technologies: An overview. *Food Chemistry*, 213,



- 845 753–762. <https://doi.org/10.1016/j.foodchem.2016.07.030>
- 846 Castro-Muñoz, R. (2020a). Breakthroughs on tailoring pervaporation membranes for water  
847 desalination: A review. *Water Research*, 187, 116428.
- 848 Castro-Muñoz, R. (2020b). The Role of New Inorganic Materials in Composite Membranes for  
849 Water Disinfection. *Membranes*, 10, 101.
- 850 Castro-Muñoz, R., Ahmad, M.Z., Fíla, V. (2020). Tuning of nano-based materials for embedding  
851 into low-permeability polyimides for a featured gas separation. *Frontiers in Chemistry*, 7,  
852 1–14. doi: 10.3389/fchem.2019.00897
- 853 Celik, E., Park, H., Choi, H., & Choi, H. (2011). Carbon nanotube blended polyethersulfone  
854 membranes for fouling control in water treatment. *Water Research*, 45(1), 274–282.  
855 <https://doi.org/10.1016/j.watres.2010.07.060>
- 856 Chabot, V., Higgins, D., Yu, A., & Xiao, X. (2014). A review of graphene and graphene oxide  
857 sponge: material synthesis and applications to energy and the environment. *Energy Environ.*  
858 *Sci.*, 7, 1564–1596. <https://doi.org/10.1039/c3ee43385d>
- 859 Chang, X., Wang, Z., Quan, S., Xu, Y., Jiang, Z., & Shao, L. (2014). Applied Surface Science  
860 Exploring the synergetic effects of graphene oxide ( GO ) and polyvinylpyrrolidone ( PVP )  
861 on poly ( vinylidene fluoride ) ( PVDF ) ultrafiltration membrane performance. *Applied*  
862 *Surface Science*, 316, 537–548. <https://doi.org/10.1016/j.apsusc.2014.07.202>
- 863 Chao, Y., Xing, Z., Quan, X., Chang, Y., & Shao, L. (2016). Positively charged nanofiltration  
864 membranes via economically mussel-substance-simulated co-deposition for textile  
865 wastewater treatment. *Chemical Engineering Journal*, 303, 555–564.  
866 <https://doi.org/10.1016/j.cej.2016.06.024>
- 867 Chen, M., Shafer-peltier, K., Randtke, S. J., & Peltier, E. (2018). Modeling arsenic ( V ) removal  
868 from water by micellar enhanced ultra fi ltration in the presence of competing anions.  
869 *Chemosphere*, 213, 285–294. <https://doi.org/10.1016/j.chemosphere.2018.09.046>
- 870 Chen, Z., Holmberg, B., Li, W., Wang, X., Deng, W., Munoz, R., & Yan, Y. (2006).  
871 Nafion/zeolite nanocomposite membrane by in situ crystallization for a direct methanol fuel  
872 cell. *Chemistry of Materials*, 18(24), 5669–5675. <https://doi.org/10.1021/cm060841q>
- 873 Chung, Y. T., Ba-abbad, M. M., & Mohammad, A. W. (2016). Functionalization of zinc oxide (   
874 ZnO ) nanoparticles and its effects on polysulfone-ZnO membranes. *Desalination and*  
875 *Water Treatment*, 3994(July 2017), 0. <https://doi.org/10.1080/19443994.2015.1067168>
- 876 Combe, C., Molis, E., Lucas, P., Riley, R., & Clark, M. M. (1999). The effect of CA membrane



- 877 properties on adsorptive fouling by humic acid. *Journal of Membrane Science*, 154(1), 73–  
878 87. [https://doi.org/10.1016/S0376-7388\(98\)00268-3](https://doi.org/10.1016/S0376-7388(98)00268-3)
- 879 Criscuoli, A., & Carnevale, M. C. (2015). Membrane distillation for the treatment of waters  
880 contaminated by arsenic, fluoride and uranium. In A. Figoli, J. Hoinkis, & J. Bundschuh  
881 (Eds.), *Membrane Technologies for Water Treatment* (pp. 237–255). CRC Press  
882 Taylor&Francis Group.
- 883 Crock, C. A., Rogensues, A. R., Shan, W., & Tarabara, V. V. (2013). Polymer nanocomposites  
884 with graphene-based hierarchical fillers as materials for multifunctional water treatment  
885 membranes. *Water Research*, 47(12), 3984–3996.  
886 <https://doi.org/10.1016/j.watres.2012.10.057>
- 887 Dai, Z., Sun, Y., Zhang, H., Ding, D., & Li, L. (2020). Photocatalytic reduction of U(VI) in  
888 wastewater by mGO/g-C<sub>3</sub>N<sub>4</sub> nanocomposite under visible LED light irradiation.  
889 *Chemosphere*, 254, 3–9. <https://doi.org/10.1016/j.chemosphere.2020.126671>
- 890 Daraei, P., Madaeni, S. S., Ghaemi, N., Khadivi, M. A., Astinchap, B., & Moradian, R. (2013).  
891 Enhancing antifouling capability of PES membrane via mixing with various types of  
892 polymer modified multi-walled carbon nanotube. *Journal of Membrane Science*, 444, 184–  
893 191. <https://doi.org/10.1016/j.memsci.2013.05.020>
- 894 Dinh, V. P., Nguyen, M. D., Nguyen, Q. H., Do, T. T. T., Luu, T. T., Luu, A. T., ... Tan, L. V.  
895 (2020). Chitosan-MnO<sub>2</sub> nanocomposite for effective removal of Cr (VI) from aqueous  
896 solution. *Chemosphere*, 257, 127147. <https://doi.org/10.1016/j.chemosphere.2020.127147>
- 897 Dipheko, T. D., Matabola, K. P., Kotlhao, K., Moutloali, R. M., & Klink, M. (2017). Fabrication  
898 and Assessment of ZnO Modified Polyethersulfone Membranes for Fouling Reduction of  
899 Bovine Serum Albumin, *International Journal of Polymer Science*, 2017, 1-8.
- 900 Ekambaram, K., & Doraisamy, M. (2017). Carboxymethylchitosan-Zinc oxide  
901 bionanocomposite for the removal of inorganic salts and humic acid. *Colloids and Surfaces*  
902 *A*, 525(January), 49–63. <https://doi.org/10.1016/j.colsurfa.2017.04.071>
- 903 Escobar, I. C., Bruggen, B. Van Der, Sci, J. A. P., Zhai, L., Li, G., Xu, Y., ... Wang, S. (2015).  
904 *Special Issue : Microfiltration and Ultrafiltration Membrane Science and Technology 1*.  
905 <https://doi.org/10.1002/app.42002>
- 906 Fathizadeh, M., Aroujalian, A., & Raisi, A. (2011). Effect of added NaX nano-zeolite into  
907 polyamide as a top thin layer of membrane on water flux and salt rejection in a reverse  
908 osmosis process. *Journal of Membrane Science*, 375(1–2), 88–95.

- 909 <https://doi.org/10.1016/j.memsci.2011.03.017>
- 910 Fan, J., Luo, J., Zhang, X., Zhen, B., Dong, C., Li, Y., Shen, J., Cheng, Y., Chen, H. (2019). A  
911 novel electrospun  $\beta$ -CD/CS/PVA nanofiber membrane for simultaneous and rapid removal  
912 of organic micropollutants and heavy metal ions from water. *Chemical Engineering*  
913 *Journal*, 378, 122232.
- 914 Figoli, A., Criscuoli, A., & Hoinkis, J. (2010). Review of membrane processes for arsenic  
915 removal from drinking water. In A. et al. Figoli (Red), *The Global Arsenic Problem* (First  
916 edit, bll 131–146). CRC Press, Taylor & Francis Group.
- 917 García, A., Rodríguez, B., Oztürk, D., Rosales, M., Diaz, D. I., & Mautner, A. (2017).  
918 Incorporation of CuO nanoparticles into thin-film composite reverse osmosis membranes  
919 (TFC-RO) for antibiofouling properties. *Polymer Bulletin*, 1–17.  
920 <https://doi.org/10.1007/s00289-017-2146-4>
- 921 Ge, Y., Li, Z., Xiao, D., Xiong, P., & Ye, N. (2014). Sulfonated multi-walled carbon nanotubes  
922 for the removal of copper ( II ) from aqueous solutions. *Journal of Industrial and*  
923 *Engineering Chemistry*, 20, 1765–1771. <https://doi.org/10.1016/j.jiec.2013.08.030>
- 924 Goh, K., Setiawan, L., Wei, L., Si, R., Fane, A. G., Wang, R., & Chen, Y. (2015). Graphene  
925 oxide as effective selective barriers on a hollow fiber membrane for water treatment  
926 process. *Journal of Membrane Science*, 474, 244–253.  
927 <https://doi.org/10.1016/j.memsci.2014.09.057>
- 928 Gontarek, E., Macedonio, F., Militano, F., Giorno, L., Lieder, M., Politano, A., ... Gugliuzza, A.  
929 (2019). Adsorption-assisted transport of water vapour in super-hydrophobic membranes  
930 filled with multilayer graphene platelets. *Nanoscale*, 11(24), 11521–11529.  
931 <https://doi.org/10.1039/c9nr02581b>
- 932 Grosso, V., Vuono, D., Bahattab, M. A., Di Profio, G., Curcio, E., Al-Jilil, S. A., ...  
933 Fontananova, E. (2014). Polymeric and mixed matrix polyimide membranes. *Separation*  
934 *and Purification Technology*, 132, 684–696. <https://doi.org/10.1016/j.seppur.2014.06.023>
- 935 Gzara, L., Ahmad Rehan, Z., Khan, S. B., Alamry, K. A., Albeirutty, M. H., El-Shahawi, M. S.,  
936 ... Asiri, A. M. (2016). Preparation and characterization of PES-cobalt nanocomposite  
937 membranes with enhanced anti-fouling properties and performances. *Journal of the Taiwan*  
938 *Institute of Chemical Engineers*, 65, 405–419. <https://doi.org/10.1016/j.jtice.2016.04.012>
- 939 Han, Y., Xu, Z., & Gao, C. (2013). Ultrathin Graphene Nanofiltration Membrane for Water  
940 Purification. *Advanced Functional Materials*, 23, 3693–3700.

- 941 <https://doi.org/10.1002/adfm.201202601>
- 942 Hana, N., Abu, H., & Tan, W. L. (2016). Natural Composite Membranes for Water  
943 Remediation : Toward a Sustainable Tomorrow. M.I. Ahmad et al. (eds.), *Renewable*  
944 *Energy and Sustainable Technologies for Building and Environmental Applications*, 25–50.  
945 <https://doi.org/10.1007/978-3-319-31840-0>
- 946 He, L., Dumée, L. F., Feng, C., Velleman, L., Reis, R., She, F., ... Kong, L. (2015). Promoted  
947 water transport across graphene oxide – poly ( amide ) thinfilm composite membranes and  
948 their antibacterial activity. *Desalination*, 365, 126–135.  
949 <https://doi.org/10.1016/j.desal.2015.02.032>
- 950 Hoek, E. M. V., Ghosh, A. K., Huang, X., Liong, M., & Zink, J. I. (2011). Physical-chemical  
951 properties, separation performance, and fouling resistance of mixed-matrix ultrafiltration  
952 membranes. *Desalination*, 283, 89–99. <https://doi.org/10.1016/j.desal.2011.04.008>
- 953 Hong, J., & He, Y. (2012). Effects of nano sized zinc oxide on the performance of PVDF micro  
954 filtration membranes. *Desalination*, 302, 71–79. <https://doi.org/10.1016/j.desal.2012.07.001>
- 955 Huang, J., Shi, L., Zeng, G., Li, H., & Huang, H. (2019). Removal of Cd ( II ) by micellar  
956 enhanced ultra fi ltration : Role of SDS behaviors on membrane with low concentration.  
957 *Journal of Cleaner Production*, 209, 53–61. <https://doi.org/10.1016/j.jclepro.2018.10.247>
- 958 Ibrahim, G. P. S., Isloor, A. M., Asiri, A. M., Ismail, A. F., Kumar, R., & Imran, M. (2018).  
959 Performance intensi fi cation of the polysulfone ultrafiltration membrane by blending with  
960 copolymer encompassing novel derivative of poly ( styrene-co- maleic anhydride ) for  
961 heavy metal removal from wastewater. *Chemical Engineering Journal*, 353(May), 425–435.  
962 <https://doi.org/10.1016/j.cej.2018.07.098>
- 963 Isawi, H., El-sayed, M. H., Feng, X., Shawky, H., & Abdel, M. S. (2016). Applied Surface  
964 Science Surface nanostructuring of thin film composite membranes via grafting  
965 polymerization and incorporation of ZnO nanoparticles. *Applied Surface Science*, 385, 268–  
966 281. <https://doi.org/10.1016/j.apsusc.2016.05.141>
- 967 Jalani, N. H., Dunn, K., & Datta, R. (2005). Synthesis and characterization of Nafion®-MO<sub>2</sub> (M  
968 = Zr, Si, Ti) nanocomposite membranes for higher temperature PEM fuel cells.  
969 *Electrochimica Acta*, 51(3), 553–560. <https://doi.org/10.1016/j.electacta.2005.05.016>
- 970 Jiang, C., Markutsya, S., Pikus, Y., & Tsukruk, V. V. (2004). Freely suspended nanocomposite  
971 membranes as highly sensitive sensors. *Nature Materials*, 3(10), 721–728.  
972 <https://doi.org/10.1038/nmat1212>





- 973 Joshi, S., Kataria, N., Garg, V. K., & Kadirvelu, K. (2020). Pb<sup>2+</sup> and Cd<sup>2+</sup> recovery from water  
974 using residual tea waste and SiO<sub>2</sub>@TW nanocomposites. *Chemosphere*, 257, 127277.  
975 <https://doi.org/10.1016/j.chemosphere.2020.127277>
- 976 Kamari, S., & Shahbazi, A. (2020). Biocompatible Fe<sub>3</sub>O<sub>4</sub>@SiO<sub>2</sub>-NH<sub>2</sub> nanocomposite as a  
977 green nanofiller embedded in PES–nanofiltration membrane matrix for salts, heavy metal  
978 ion and dye removal: Long–term operation and reusability tests. *Chemosphere*, 243,  
979 125282.
- 980 Kar, S., Subramanian, M., Ghosh, A. K., Bindal, R. C., Prabhakar, S., Nuwad, J., ... Tewaria, P.  
981 K. (2011). Potential of nanoparticles for water purification: A case study on anti-biofouling  
982 behaviour of metal based polymeric nanocomposite membrane. *Desalination and Water*  
983 *Treatment*, 27(1–3), 224–230. <https://doi.org/10.5004/dwt.2011.1967>
- 984 Kashyap, S., Pratihari, S. K., & Behera, S. K. (2016). Strong and ductile graphene oxide  
985 reinforced PVA nanocomposites. *Journal of Alloys and Compounds*, 684, 254–260.  
986 <https://doi.org/10.1016/j.jallcom.2016.05.162>
- 987 Kataria, N., & Garg, V. K. (2018). Green synthesis of Fe<sub>3</sub>O<sub>4</sub> nanoparticles loaded sawdust  
988 carbon for cadmium (II) removal from water: Regeneration and mechanism. *Chemosphere*,  
989 208, 818–828.
- 990 Kehrein, P., van Loosdrecht, M., Osseweijer, P., Garfi, M., Dewulf, J., Posada, J. (2020). A  
991 critical review of resource recovery from municipal wastewater treatment plants – market  
992 supply potentials, technologies and bottlenecks. *Environmental Science Water Research &*  
993 *Technology*, 6, 877-910.
- 994 Khalid, A., Abdel-Karim, A., Ali Atieh, M., Javed, S., & McKay, G. (2018). PEG-CNTs  
995 nanocomposite PSU membranes for wastewater treatment by membrane bioreactor.  
996 *Separation and Purification Technology*, 190(August 2017), 165–176.  
997 <https://doi.org/10.1016/j.seppur.2017.08.055>
- 998 Kim, E. S., Liu, Y., & Gamal El-Din, M. (2013). An in-situ integrated system of carbon  
999 nanotubes nanocomposite membrane for oil sands process-affected water treatment. *Journal*  
000 *of Membrane Science*, 429, 418–417. <https://doi.org/10.1016/j.memsci.2012.11.077>
- 001 Kim, J., & Bruggen, B. Van Der. (2010). The use of nanoparticles in polymeric and ceramic  
002 membrane structures : Review of manufacturing procedures and performance improvement  
003 for water treatment. *Environmental Pollution*, 158(7), 2335–2349.  
004 <https://doi.org/10.1016/j.envpol.2010.03.024>



- 1005 Kiran, S. A., Thuyavan, Y. L., Arthanareeswaran, G., Matsuura, T., & Ismail, A. F. (2016).  
1006 *Impact of graphene oxide embedded polyethersulfone membranes for the effective treatment*  
1007 *of distillery effluent. 286, 528–537. <https://doi.org/10.1016/j.cej.2015.10.091>*
- 1008 Koseoglu-Imer, D. Y., Kose, B., Altinbas, M., & Koyuncu, I. (2013). The production of  
1009 polysulfone (PS) membrane with silver nanoparticles (AgNP): Physical properties, filtration  
1010 performances, and biofouling resistances of membranes. *Journal of Membrane Science,*  
1011 *428, 620–628. <https://doi.org/10.1016/j.memsci.2012.10.046>*
- 1012 Kumar, V., Kumar, R., Nayak, A., Saleh, A., & Barakat, M. A. (2013). Adsorptive removal of  
1013 dyes from aqueous solution onto carbon nanotubes : A review. *Advances in Colloid and*  
1014 *Interface Science, 194, 24–34. <https://doi.org/10.1016/j.cis.2013.03.003>*
- 1015 Lalia, B. S., Kochkodan, V., Hashaikheh, R., & Hilal, N. (2013). A review on membrane  
1016 fabrication: Structure, properties and performance relationship. *Desalination, 326, 77–95.*  
1017 <https://doi.org/10.1016/j.desal.2013.06.016>
- 1018 Lavanya, C., Balakrishna, R. G., Soontarapa, K., & Padaki, M. S. (2019). Fouling resistant  
1019 functional blend membrane for removal of organic matter and heavy metal ions. *Journal of*  
1020 *Environmental Management, 232*(July 2018), 372–381.  
1021 <https://doi.org/10.1016/j.jenvman.2018.11.093>
- 1022 Lee, J., Chae, H., June, Y., Lee, K., Lee, C., Lee, H. H., ... Lee, J. (2013). Graphene oxide  
1023 nanoplatelets composite membrane with hydrophilic and antifouling properties for  
1024 wastewater treatment. *Journal of Membrane Science, 448, 223–230.*  
1025 <https://doi.org/10.1016/j.memsci.2013.08.017>
- 1026 Li, F., Wan, Y., Chen, J., Hu, X., Tsang, D., Wang, H., & Gao, B. (2020). Novel ball-milled  
1027 biochar-vermiculite nanocomposites effectively adsorb aqueous As(V). *Chemosphere, 260,*  
1028 *127566.*
- 1029 Li, H., Ding, X., Zhang, Y., & Liu, J. (2017). Porous Graphene Nanosheets Functionalized Thin  
1030 Film Nanocomposite Membrane Prepared by Interfacial Polymerization for CO<sub>2</sub>/N<sub>2</sub>  
1031 Separation. *Journal of Membrane Science, 543*(April), 58–68.  
1032 <https://doi.org/10.1016/j.memsci.2017.08.046>
- 1033 Li, N., Tian, Y., Zhang, J., Sun, Z., Zhao, J., Zhang, J., & Zuo, W. (2017). Precisely-controlled  
1034 modification of PVDF membranes with 3D TiO<sub>2</sub>/ZnO nanolayer : enhanced anti-fouling  
1035 performance by changing hydrophilicity and photocatalysis under visible light irradiation.  
1036 *Journal of Membrane Science, 528*(73), 359–368.



- 1037 <https://doi.org/10.1016/j.memsci.2017.01.048>
- 1038 Li, X., Li, J., Bruggen, B. Van Der, Sun, X., Shen, J., Han, W., & Wang, L. (2015). RSC  
1039 Advances membranes functionalized with sol – gel formed. *RSC Advances*, 5, 50711–  
1040 50719. <https://doi.org/10.1039/C5RA05783C>
- 1041 Li, Z. H., Zhang, H. P., Zhang, P., Li, G. C., Wu, Y. P., & Zhou, X. D. (2008). Effects of the  
1042 porous structure on conductivity of nanocomposite polymer electrolyte for lithium ion  
1043 batteries. *Journal of Membrane Science*, 322(2), 416–422.  
1044 <https://doi.org/10.1016/j.memsci.2008.05.074>
- 1045 Liang, S., Xiao, K., Mo, Y., & Huang, X. (2012). A novel ZnO nanoparticle blended  
1046 polyvinylidene fluoride membrane for anti-irreversible fouling. *Journal of Membrane*  
1047 *Science*, 394–395, 184–192. <https://doi.org/10.1016/j.memsci.2011.12.040>
- 1048 Liao, Q., Tu, G., Yang, Z., Wang, H., He, L., Tang, J., & Yang, W. (2019). Simultaneous  
1049 adsorption of As(III), Cd(II) and Pb(II) by hybrid bio-nanocomposites of nano hydroxy  
1050 ferric phosphate and hydroxy ferric sulfate particles coating on *Aspergillus niger*.  
1051 *Chemosphere*, 223, 551–559. <https://doi.org/10.1016/j.chemosphere.2019.02.070>
- 1052 Liu, S., Fang, F., Wu, J., & Zhang, K. (2015). The anti-biofouling properties of thin-film  
1053 composite nanofiltration membranes grafted with biogenic silver nanoparticles.  
1054 *Desalination*, 375, 121–128. <https://doi.org/10.1016/j.desal.2015.08.007>
- 1055 Liu, S., Zhang, M., Fang, F., Cui, L., Wu, J., Field, R., & Zhang, K. (2016). Biogenic silver  
1056 nanocomposite TFC nanofiltration membrane with antifouling properties. *Desalination and*  
1057 *Water Treatment*, 57(23), 10560–10571. <https://doi.org/10.1080/19443994.2015.1040854>
- 1058 Liu, X., Foo, L. X., Li, Y., Lee, J. Y., Cao, B., & Tang, C. Y. (2016). Fabrication and  
1059 characterization of nanocomposite pressure retarded osmosis (PRO) membranes with  
1060 excellent anti-biofouling property and enhanced water permeability. *Desalination*, 389,  
1061 137–148. <https://doi.org/10.1016/j.desal.2016.01.037>
- 1062 Lopez, J., Reig, M., Gibert, O., & Cortina, J. L. (2019). Integration of nanofiltration membranes  
1063 in recovery options of rare earth elements from acidic mine waters. *Journal of Cleaner*  
1064 *Production*, 210, 1249–1260. <https://doi.org/10.1016/j.jclepro.2018.11.096>
- 1065 López, J., Reig, M., Gibert, O., & Cortina, J. L. (2019). Recovery of sulphuric acid and added  
1066 value metals ( Zn , Cu and rare earths ) from acidic mine waters using nanofiltration  
1067 membranes. *Separation and Purification Technology*, 212(November 2018), 180–190.  
1068 <https://doi.org/10.1016/j.seppur.2018.11.022>

- 1069 Lu, C., & Chiu, H. (2006). Adsorption of zinc ( II ) from water with purified carbon nanotubes.  
1070 *Chemical Engineering Science*, *61*, 1138–1145. <https://doi.org/10.1016/j.ces.2005.08.007>
- 1071 Ma, C., Hu, J., Sun, W., Ma, Z., Yang, W., Wang, L., ... Zhang, H. (2020). Graphene oxide-  
1072 polyethylene glycol incorporated PVDF nanocomposite ultrafiltration membrane with  
1073 enhanced hydrophilicity, permeability, and antifouling performance. *Chemosphere*, *253*,  
1074 126649. <https://doi.org/10.1016/j.chemosphere.2020.126649>
- 1075 Ma, J. (2019). Stable graphene oxide-based composite membranes intercalated with  
1076 montmorillonite nanoplatelets for water purification. *J Mater Sci*, *54*, 2241–2255.  
1077 <https://doi.org/10.1007/s10853-018-2997-6>
- 1078 Madaeni, S. S., Ghaemi, N., & Rajabi, H. (2015). 1 - Advances in polymeric membranes for  
1079 water treatment. In *Advances in Membrane Technologies for Water Treatment*.  
1080 <https://doi.org/10.1016/B978-1-78242-121-4.00001-0>
- 1081 Mahmoud, M. E., Osman, M., Yakout, A., & Abdelfattah, A. (2019). Green nanosilica@follic  
1082 Acid (VB9) nanocomposite for engineered adsorptive water remediation of bivalent lead,  
1083 cadmium and copper. *Powder Technology*, *344*, 719–729.
- 1084 Manna, A. K., & Pal, P. (2016). Solar-driven flash vaporization membrane distillation for  
1085 arsenic removal from groundwater : Experimental investigation and analysis of performance  
1086 parameters. *Chemical Engineering and Processing: Process Intensification*, *99*, 51–57.
- 1087 Marino, T., Boerrigter, M., Faccini, M., Chaumette, C., Arockiasamy, L., Bundschuh, J. (2017).  
1088 Photocatalytic activity and synthesis procedures of TiO<sub>2</sub> nanoparticles for potential  
1089 applications in membranes. In J. B. A. Figoli, J. Hoinkis, S.A. Altinkaya (Red), *Application*  
1090 *of Nanotechnology in Membranes for Water Treatment*. CRC Press, Taylor & Francis  
1091 Group.
- 1092 Marousek, J., Stehel, V., Vochozka, M., Kolar, L., Marouskova, A., Strunecky, O., Peterka, J.,  
1093 Kopecky, M., & Shreedhar, S. (2019). Ferrous sludge from water clarification: Changes in  
1094 waste management practices advisable. *Journal of Cleaner Production*, *218*, 458-464.
- 1095 Marousek, J., Kolar, L., Strunecky, O., Kopecky, M., Bartos, P., Marouskova, A., Cudlinova, E.,  
1096 Konvalina, P., Soch, M., Moudry, J., Vanickova, R., Vrbka, J. (2020a). Modified biochars  
1097 present an economic challenge to phosphate management in wastewater treatment plants.  
1098 *Journal of Cleaner Production*, *272*, 123015.
- 1099 Marousek, J., Rowland, Z., Valaskova, K., Kral, P. (2020b). Techno-economic assessment of  
1100 potato waste management in developing economies. *Clean Technologies and Environmental*



- 1101 *Policy*, 22, 937-944.
- 1102 Maximous, N., Nakhla, G., Wan, W., & Wong, K. (2010). Performance of a novel ZrO<sub>2</sub>/PES  
1103 membrane for wastewater filtration. *Journal of Membrane Science*, 352(1–2), 222–230.  
1104 <https://doi.org/10.1016/j.memsci.2010.02.021>
- 1105 Méricq, J.-P., Mendret, J., Brosillon, S., & Faur, C. (2015). High performance PVDF-TiO<sub>2</sub>  
1106 membranes for water treatment. *Chemical Engineering Science*, 123, 283–291.  
1107 <https://doi.org/10.1016/j.ces.2014.10.047>
- 1108 Mierzwa, C., Arieta, V., Verlage, M., Carvalho, J., & Vecitis, C. D. (2013). Effect of clay  
1109 nanoparticles on the structure and performance of polyethersulfone ultrafiltration  
1110 membranes. *Desalination*, 314, 147–158. <https://doi.org/10.1016/j.desal.2013.01.011>
- 1111 Mohammadi, R., Hezarjaribi, M., Lakshmi, D., Sillanpaa, M., Pihlajamaki, A. (2020).  
1112 Application of a novel biochar adsorbent and membrane to the selective separation of  
1113 phosphate from phosphate-rich wastewaters. *Chemical Engineering Journal*, in press,  
1114 <https://doi.org/10.1016/j.cej.2020.126494>
- 1115 Mokhter, M. A., Lakard, S., Magnenet, C., Euvrard, M., & Lakard, B. (2017). Preparation of  
1116 polyelectrolyte-modified membranes for heavy metal ions removal. *Environmental*  
1117 *Technology (United Kingdom)*, 38(19), 2476–2485.  
1118 <https://doi.org/10.1080/09593330.2016.1267265>
- 1119 Mollahosseini, A., & Rahimpour, A. (2014). Interfacially polymerized thin film nanofiltration  
1120 membranes on TiO<sub>2</sub> coated polysulfone substrate. *Journal of Industrial and Engineering*  
1121 *Chemistry*, 20(4), 1261–1268. <https://doi.org/10.1016/j.jiec.2013.07.002>
- 1122 Morales-Torres, S., Pastrana-Mart, L. M., Figueiredo, L., Faria, J. L., & Silva, A. M. T. (2015).  
1123 Graphene oxide based ultrafiltration membranes for photocatalytic degradation of organic  
1124 pollutants in salty water. *Water Research*, 7. <https://doi.org/10.1016/j.watres.2015.03.014>
- 1125 Mulopo, J. (2017). Bleach plant effluent treatment in anaerobic membrane bioreactor (AMBR)  
1126 using carbon nanotube/polysulfone nanocomposite membranes. *Journal of Environmental*  
1127 *Chemical Engineering*, 5(5), 4381–4387. <https://doi.org/10.1016/j.jece.2017.08.027>
- 1128 Ngo, T. H. A., Nguyen, D. T., Do, K. D., Minh Nguyen, T. T., Mori, S., & Tran, D. T. (2016).  
1129 Surface modification of polyamide thin film composite membrane by coating of titanium  
1130 dioxide nanoparticles. *Journal of Science: Advanced Materials and Devices*, 1(4), 468–475.  
1131 <https://doi.org/10.1016/j.jsamd.2016.10.002>
- 1132 Pal, P., & Manna, A. K. (2010). Removal of arsenic from contaminated groundwater by solar-



- 1133 driven membrane distillation using three different commercial membranes. *Water Research*,  
1134 44(19), 5750–5760. <https://doi.org/10.1016/j.watres.2010.05.031>
- 1135 Pandey, A. K., Pandey, P. C., Agrawal, N. R., Das, I. (2018). Synthesis and characterization of  
1136 dendritic polypyrrole silver nanocomposite and its application as a new urea biosensor. *J.*  
1137 *Appl. Polym. Sci.*, (135), 45705. <https://doi.org/DOI: 10.1002/app.45705>
- 1138 Pendergast, M. M., & Hoek, E. M. V. (2011). A review of water treatment membrane  
1139 nanotechnologies. *Energy & Environmental Science*, 1946–1971.  
1140 <https://doi.org/10.1039/c0ee00541j>
- 1141 Pereira, V. R., Isloor, A. M., Bhat, U. K., & Ismail, A. F. (2014). Preparation and antifouling  
1142 properties of PVDF ultrafiltration membranes with polyaniline (PANI) nanofibers and  
1143 hydrolysed PSMA (H-PSMA) as additives. *Desalination*, 351, 220–227.  
1144 <https://doi.org/10.1016/j.desal.2014.08.002>
- 1145 Peydayesh, M., Mohammadi, T., & Bakhtiari, O. (2018). Effective treatment of dye wastewater  
1146 via positively charged TETA- MWCNT / PES hybrid nano filtration membranes.  
1147 *Separation and Purification Technology*, 194(September 2017), 488–502.  
1148 <https://doi.org/10.1016/j.seppur.2017.11.070>
- 1149 Pi, J. K., Yang, H. C., Wan, L. S., Wu, J., & Xu, Z. K. (2016). Polypropylene microfiltration  
1150 membranes modified with TiO<sub>2</sub> nanoparticles for surface wettability and antifouling  
1151 property. *Journal of Membrane Science*, 500, 8–15.  
1152 <https://doi.org/10.1016/j.memsci.2015.11.014>
- 1153 Pichardo-Romero, D., Garcia-Arce, Z. P., Zavala-Ramirez, A., & Castro-Muñoz, R. (2020).  
1154 Current Advances in Biofouling Mitigation in Membranes for Water Treatment : An  
1155 Overview. *Processes*, 8, 182.
- 1156 Pintilie, S. C., Tiron, L. G., Birsan, I. G., Ganea, D., & Balta, S. (2017). Influence of ZnO  
1157 Nanoparticle Size and Concentration on the Polysulfone Membrane Performance. *Materiale*  
1158 *Plastice*, 54, 30–32.
- 1159 Prince, J. A., Bhuvana, S., Boodhoo, K. V. K., Anbharasi, V., & Singh, G. (2014). Synthesis and  
160 characterization of PEG-Ag immobilized PES hollow fiber ultrafiltration membranes with  
161 long lasting antifouling properties. *Journal of Membrane Science*, 454, 538–548.  
162 <https://doi.org/10.1016/j.memsci.2013.12.050>
- 163 Qdais, H. A., & Moussa, H. (2004). Removal of heavy metals from wastewater by membrane  
164 processes: A comparative study. *Desalination*, 164(2), 105–110.

- 1165 [https://doi.org/10.1016/S0011-9164\(04\)00169-9](https://doi.org/10.1016/S0011-9164(04)00169-9)
- 1166 Qin, Z., Geng, C., Guo, H., Du, Z., Zhang, G., & Ji, S. (2013). Synthesis of positively charged  
1167 polyelectrolyte multilayer membranes for removal of divalent metal ions. *Journal of*  
1168 *Materials Research*, 28(11), 1449–1457. <https://doi.org/10.1557/jmr.2013.126>
- 1169 Rabiee, H., Vatanpour, V., Hossein, M., Abadi, D., & Zarrabi, H. (2015). Improvement in flux  
1170 and antifouling properties of PVC ultrafiltration membranes by incorporation of zinc oxide  
1171 (ZnO) nanoparticles. *Separation and Purification Technology*, 156, 299–310.  
1172 <https://doi.org/10.1016/j.seppur.2015.10.015>
- 1173 Rajaeian, B., Heitz, A., Tade, M. O., & Liu, S. (2015). Improved separation and antifouling  
1174 performance of PVA thin film nanocomposite membranes incorporated with carboxylated  
1175 TiO<sub>2</sub> nanoparticles. *Journal of Membrane Science*, 485, 48–59.  
1176 <https://doi.org/10.1016/j.memsci.2015.03.009>
- 1177 Rehan, Z.A., L. Gzara, S. B. Khan, K.A. Alamry, M.S. El-Shahawi, M. H. A. (2016). Synthesis  
1178 and Characterization of Silver Nanoparticles-Filled Polyethersulfone Membranes for  
1179 Antibacterial and Anti-Biofouling Application. *Recent Patents on Nanotechnology*, 10, 1–  
1180 21.
- 1181 Ren, J., Woo, Y. C., Yao, M., Lim, S., Tijing, L. D., & Shon, H. K. (2019). Nanoscale zero-  
1182 valent iron (nZVI) immobilization onto graphene oxide (GO)-incorporated electrospun  
1183 polyvinylidene fluoride (PVDF) nanofiber membrane for groundwater remediation via  
1184 gravity-driven membrane filtration. *Science of the Total Environment*, 688, 787–796.  
1185 <https://doi.org/10.1016/j.scitotenv.2019.05.393>
- 1186 Ren, X., Li, J., Tan, X., Wang, X. (2013). Comparative study of graphene oxide, activated  
1187 carbon and carbon nanotubes as adsorbents for copper decontamination. *Dalton*  
1188 *Transactions*, 42, 5266-5274.
- 1189 Robeson, L. M. (1991). Correlation of separation factor versus permeability for polymeric  
1190 membranes. *Journal of Membrane Science*, 62(2), 165–185. [https://doi.org/10.1016/0376-](https://doi.org/10.1016/0376-7388(91)80060-J)  
1191 [7388\(91\)80060-J](https://doi.org/10.1016/0376-7388(91)80060-J)
- 1192 Ronen, A., Semiat, R., & Dosoretz, C. G. (2013). Impact of ZnO embedded feed spacer on  
1193 biofilm development in membrane systems. *Water Research*, 47(17), 6628–6638.  
1194 <https://doi.org/10.1016/j.watres.2013.08.036>
- 1195 Santos, A. and Judd, S. (2010). The fate of metals in wastewater treated by the activated sludge  
1196 process and membrane bioreactors: A brief review. *Journal of Environmental Monitoring*,

- 1197 12, 110-118.
- 1198 Shah, P., & Murthy, C. N. (2013). Studies on the porosity control of MWCNT/polysulfone  
1199 composite membrane and its effect on metal removal. *Journal of Membrane Science*, 437,  
1200 90–98. <https://doi.org/10.1016/j.memsci.2013.02.042>
- 1201 Shen, J. N., Yu, C. C., Ruan, H. M., Gao, C. J., & Van der Bruggen, B. (2013). Preparation and  
1202 characterization of thin-film nanocomposite membranes embedded with poly(methyl  
1203 methacrylate) hydrophobic modified multiwalled carbon nanotubes by interfacial  
1204 polymerization. *Journal of Membrane Science*, 442, 18–26.  
1205 <https://doi.org/10.1016/j.memsci.2013.04.018>
- 1206 Shen, X., Song, L., Luo, L., Zhang, Y., Zhu, B., Liu, J., ... Zhang, L. (2018). Preparation of  
1207 TiO<sub>2</sub>/C<sub>3</sub>N<sub>4</sub> heterojunctions on carbon-fiber cloth as efficient filter-membrane-shaped  
1208 photocatalyst for removing various pollutants from the flowing wastewater. *Journal of*  
1209 *Colloid And Interface Science*, 532, 798–807. <https://doi.org/10.1016/j.jcis.2018.08.028>
- 1210 Shi, F., Ma, Y., Ma, J., Wang, P., & Sun, W. (2012). Preparation and characterization of  
1211 PVDF/TiO<sub>2</sub> hybrid membranes with different dosage of nano-TiO<sub>2</sub>. *Journal of Membrane*  
1212 *Science*, 389, 522–531. <https://doi.org/10.1016/j.memsci.2011.11.022>
- 1213 Sianipar, M., Kim, S. H., Min, C., Tijjing, L. D., & Shon, H. K. (2016). Potential and  
1214 performance of a polydopamine-coated multiwalled carbon nanotube/polysulfone  
1215 nanocomposite membrane for ultrafiltration application. *Journal of Industrial and*  
1216 *Engineering Chemistry*, 34, 364–373. <https://doi.org/10.1016/j.jiec.2015.11.025>
- 1217 Sile-Yuksel, M., Tas, B., Koseoglu-Imer, D. Y., & Koyuncu, I. (2014). Effect of silver  
1218 nanoparticle (AgNP) location in nanocomposite membrane matrix fabricated with different  
1219 polymer type on antibacterial mechanism. *Desalination*, 347, 120–130.  
1220 <https://doi.org/10.1016/j.desal.2014.05.022>
- 1221 Skapa, S. (2012). Investment Characteristics of Natural Monopoly Companies. *Journal of*  
1222 *Competitiveness*, 4, 36-43.
- 1223 Soghra, S., Zahed, H., Khanlari, S., & Mohammadi, T. (2019). Hydrous metal oxide  
1224 incorporated polyacrylonitrile-based nanocomposite membranes for Cu ( II ) ions removal.  
1225 *Separation and Purification Technology*, 213(December 2018), 151–161.  
1226 <https://doi.org/10.1016/j.seppur.2018.12.027>
- 1227 Song, Q., Nataraj, S. K., Roussanova, M. V., Tan, J. C., Hughes, D. J., Li, W., ... Sivaniah, E.  
1228 (2012). Zeolitic imidazolate framework (ZIF-8) based polymer nanocomposite membranes





- 1229 for gas separation. *Energy & Environmental Science*, 5(8), 8359.
- 1230 <https://doi.org/10.1039/c2ee21996d>
- 1231 Sophia, A. C., Lima, E. C., Allaudeen, N., Rajan, S., Sophia, A. C., Lima, E. C., ... Rajan, S.
- 1232 (2016). Application of graphene based materials for adsorption of pharmaceutical traces
- 1233 from water and wastewater- a review. *Desalination and Water Treatment*, 3994(July 2017),
- 1234 1–14. <https://doi.org/10.1080/19443994.2016.1172989>
- 1235 Sorribas, S., Gorgojo, P., Téllez, C., Coronas, J., & Livingston, A. G. (2013). High flux thin film
- 1236 nanocomposite membranes based on metal-organic frameworks for organic solvent
- 1237 nanofiltration. *Journal of the American Chemical Society*, 135(40), 15201–15208.
- 1238 <https://doi.org/10.1021/ja407665w>
- 1239 Sotto, A., Boromand, A., Balta, S., Kim, J., & Van der Bruggen, B. (2011). Doping of
- 1240 polyethersulfone nanofiltration membranes: antifouling effect observed at ultralow
- 1241 concentrations of TiO<sub>2</sub> nanoparticles. *Journal of Materials Chemistry*, 21, 10311.
- 1242 <https://doi.org/10.1039/c1jm11040c>
- 1243 Suresh, P., Venkatesh, K., Ling, E., Sundaramurthy, J., Singh, G., & Arthanareeswaran, G.
- 1244 (2018). Electrospun carbon nanofibers/TiO<sub>2</sub> -PAN hybrid membranes for effective removal
- 1245 of metal ions and cationic dye. *Environmental Nanotechnology, Monitoring &*
- 1246 *Management*, 10(March), 366–376. <https://doi.org/10.1016/j.enmm.2018.08.006>
- 1247 Tao, Y., Mahmoudi, E., Wahab, A., Benamor, A., Johnson, D., & Hilal, N. (2017). Development
- 1248 of polysulfone-nanohybrid membranes using ZnO-GO composite for enhanced antifouling
- 1249 and antibacterial control. *Desalination*, 402, 123–132.
- 1250 <https://doi.org/10.1016/j.desal.2016.09.030>
- 1251 Teow, Y. H., Ooi, B. S., Ahmad, A. L., & Lim, J. K. (2012). Mixed-Matrix Membrane for
- 1252 Humic Acid Removal: Influence of Different Types of TiO<sub>2</sub> on Membrane Morphology and
- 1253 Performance. *International Journal of Chemical Engineering and Applications*, 3(6), 374–
- 1254 379. <https://doi.org/10.7763/IJCEA.2012.V3.222>
- 1255 Thaçi, B. S., & Gashi, S. T. (2019). Reverse Osmosis Removal of Heavy Metals from
- 1256 Wastewater Effluents Using Biowaste Materials Pretreatment. *Pol. J. Environ. Stud.*, 28(1),
- 1257 337–341. <https://doi.org/10.15244/pjoes/81268>
- 1258 Tzanetakis, N., Taama, W. M., Scott, K., Jachuck, R. J. J., Slade, R. S., & Varcoe, J. (2003).
- 1259 Comparative performance of ion exchange membranes for electrodialysis of nickel and
- 1260 cobalt. *Separation and Purification Technology*, 30(2), 113–127.



- 1261 [https://doi.org/10.1016/S1383-5866\(02\)00139-9](https://doi.org/10.1016/S1383-5866(02)00139-9)
- 1262 Uddin, M. T., Mozumder, M. S. I., Islam, M. A., Deowan, S. A., & Hoinkis, J. (2007).  
1263 Nanofiltration Membrane Process for the Removal of Arsenic from Drinking Water.  
1264 *Chemical Engineering & Technology*, 30(9), 1248–1254.  
1265 <https://doi.org/10.1002/ceat.200700169>
- 1266 Ulbricht, M. (2006). Advanced functional polymer membranes. *Polymer*, 47(7), 2217–2262.  
1267 <https://doi.org/10.1016/j.polymer.2006.01.084>
- 1268 Urbancová, H. (2013). Competitive Advantage Achievement through Innovation and  
1269 Knowledge. *Journal of Competitiveness*, 5, 82-96.
- 1270 Ursino, C., Castro-Muñoz, R., Drioli, E., Gzara, L., Albeirutty, M. H., & Figoli, A. (2018).  
1271 Progress of nanocomposite membranes for water treatment. *Membranes*, 8(2).  
1272 <https://doi.org/10.3390/membranes8020018>
- 1273 Wan, Z., Cho, D. W., Tsang, D. C. W., Li, M., Sun, T., & Verpoort, F. (2019). Concurrent  
1274 adsorption and micro-electrolysis of Cr(VI) by nanoscale zerovalent iron/biochar/Ca-  
1275 alginate composite. *Environmental Pollution*, 247, 410–420.  
1276 <https://doi.org/10.1016/j.envpol.2019.01.047>
- 1277 Wang, Jin, Zhao, C., Wang, T., Wu, Z., & Li, J. (2016). Graphene oxide polypiperazine-amide  
1278 nanofiltration membrane for improving flux and anti-fouling in water purification. *RSC*  
1279 *Advances*, 82174–82185. <https://doi.org/10.1039/C6RA17284A>
- 1280 Wang, Jing, Huang, T., Zhang, L., Yu, Q. J., & Hou, L. (2018). Dopamine crosslinked graphene  
1281 oxide membrane for simultaneous removal of organic pollutants and trace heavy metals  
1282 from aqueous solution. *Environmental Technology (United Kingdom)*, 39, 3055–3065.  
1283 <https://doi.org/10.1080/09593330.2017.1371797>
- 1284 Wang, X., Zhou, K., Ma, Z., Lu, X., Wang, L., Wang, Z., & Gao, X. (2017). Preparation and  
1285 characterization of novel polyvinylidene fluoride/2-aminobenzothiazole modified  
1286 ultrafiltration membrane for the removal of Cr(VI) in wastewater. *Polymers*, 10(1).  
1287 <https://doi.org/10.3390/polym10010019>
- 1288 Wei, Y., Zhang, Y., Gao, X., Ma, Z., & Wang, X. (2018). Multilayered graphene oxide  
1289 membranes for water treatment : A review. *Carbon*, 139(238), 964–981.  
1290 <https://doi.org/10.1016/j.carbon.2018.07.040>
- 1291 Wieszczycka, K., & Staszak, K. (2017). Polymers in separation processes. *Polymer Engineering*,  
1292 235–275. <https://doi.org/10.1515/9783110468281-008>



- 1293 Wu, J., Xue, S., Bridges, D., Yu, Y., Zhang, L., Pooran, J., ... Hu, A. (2019). Fe-based ceramic  
1294 nanocomposite membranes fabricated via e-spinning and vacuum filtration for Cd<sup>2+</sup> ions  
1295 removal. *Chemosphere*, 230, 527–535. <https://doi.org/10.1016/j.chemosphere.2019.05.084>
- 1296 Wu, T., Zhou, B., Zhu, T., Shi, J., Xu, Z., Hu, C., & Wang, J. (2014). RSC Advances Facile and  
1297 low-cost approach towards a PVDF ultra fi ltration membrane with enhanced hydrophilicity  
1298 and antifouling performance via. *RSC Advances*, 5, 7880–7889.  
1299 <https://doi.org/10.1039/C4RA13476A>
- 1300 Xia, S., & Ni, M. (2015). Preparation of poly (vinylidene fluoride) membranes with graphene  
1301 oxide addition for natural organic matter removal. *Journal of Membrane Science*, 473, 54–  
1302 62. <https://doi.org/10.1016/j.memsci.2014.09.018>
- 1303 Xia, S., Yao, L., Zhao, Y., Li, N., & Zheng, Y. (2015). Preparation of graphene oxide modified  
1304 polyamide thin film composite membranes with improved hydrophilicity for natural organic  
1305 matter removal. *Chemical Engineering Journal*, 280, 720–727.  
1306 <https://doi.org/10.1016/j.cej.2015.06.063>
- 1307 Xu, J., Feng, X., Chen, P., & Gao, C. (2012). Development of an antibacterial copper (II)-  
1308 chelated polyacrylonitrile ultrafiltration membrane. *Journal of Membrane Science*, 413–  
1309 414, 62–69. <https://doi.org/10.1016/j.memsci.2012.04.004>
- 1310 Xu, J., Zhang, L., Gao, X., Bie, H., Fu, Y., & Gao, C. (2015). Constructing antimicrobial  
1311 membrane surfaces with polycation-copper(II) complex assembly for efficient seawater  
1312 softening treatment. *Journal of Membrane Science*, 491, 28–36.  
1313 <https://doi.org/10.1016/j.memsci.2015.05.017>
- 1314 Xu, Z., Zhang, J., Shan, M., Li, Y., Li, B., & Niu, J. (2014). Organosilane-functionalized  
1315 graphene oxide for enhanced antifouling and mechanical properties of polyvinylidene fl  
1316 uoride ultra fi ltration membranes. *Journal of Membrane Science*, 458, 1–13.  
1317 <https://doi.org/10.1016/j.memsci.2014.01.050>
- 1318 Yang, D., Li, J., Jiang, Z., Lu, L., & Chen, X. (2009). Chitosan/TiO<sub>2</sub> nanocomposite  
1319 pervaporation membranes for ethanol dehydration. *Chemical Engineering Science*, 64(13),  
1320 3130–3137. <https://doi.org/10.1016/j.ces.2009.03.042>
- 1321 Yang, K., Yue, Q., Kong, J., Zhao, P., Gao, Y., Fu, K., & Gao, B. (2016). Microbial diversity in  
1322 combined UAF – UBAF system with novel sludge and coal cinder ceramic fillers for  
1323 tetracycline wastewater treatment. *Chemical Engineering Journal*, 285, 319–330.  
1324 <https://doi.org/10.1016/j.cej.2015.10.019>

- 1325 Yang, M., Zhao, C., Zhang, S., Li, P., & Hou, D. (2017). Applied Surface Science Preparation of  
1326 graphene oxide modified poly ( m-phenylene isophthalamide ) nanofiltration membrane  
1327 with improved water flux and antifouling property. *Applied Surface Science*, 394, 149–159.  
1328 <https://doi.org/10.1016/j.apsusc.2016.10.069>
- 1329 Yang, Z., Wu, Y., Wang, J., Cao, B., & Tang, C. Y. (2016). In situ reduction of silver by  
1330 polydopamine: A novel antimicrobial modification of a thin-film composite polyamide  
1331 membrane. *Environmental Science and Technology*, 50(17), 9543–9550.  
1332 <https://doi.org/10.1021/acs.est.6b01867>
- 1333 Ye, C., An, Q., Wu, J., Zhao, F., Zheng, P., & Wang, N. (2019). Nanofiltration membranes  
1334 consisting of quaternized polyelectrolyte complex nanoparticles for heavy metal removal.  
1335 *Chemical Engineering Journal*, 359(November 2018), 994–1005.  
1336 <https://doi.org/10.1016/j.cej.2018.11.085>
- 1337 Yin, N., Wang, K., Wang, L., & Li, Z. (2016). Amino-functionalized MOFs combining ceramic  
1338 membrane ultrafiltration for Pb ( II ) removal. *Chemical Engineering Journal*, 306, 619–  
1339 628. <https://doi.org/10.1016/j.cej.2016.07.064>
- 1340 Yong, L., Wahab, A., Peng, C., & Hilal, N. (2013). Polymeric membranes incorporated with  
1341 metal / metal oxide nanoparticles : A comprehensive review. *Desalination*, 308, 15–33.  
1342 <https://doi.org/10.1016/j.desal.2010.11.033>
- 1343 Yu, J., Jiang, C., Guan, Q., Ning, P., Gu, J., Chen, Q., ... Miao, R. (2018). Enhanced removal of  
1344 Cr(VI) from aqueous solution by supported ZnO nanoparticles on biochar derived from  
1345 waste water hyacinth. *Chemosphere*, 195, 632–640.  
1346 <https://doi.org/10.1016/j.chemosphere.2017.12.128>
- 1347 Yu, S., Zuo, X., Bao, R., Xu, X., Wang, J., & Xu, J. (2009). Effect of SiO<sub>2</sub> nanoparticle addition  
1348 on the characteristics of a new organic-inorganic hybrid membrane. *Polymer*, 50(2), 553–  
1349 559. <https://doi.org/10.1016/j.polymer.2008.11.012>
- 1350 Yuan, J., Hung, W., Zhu, H., Guan, K., Ji, Y., Mao, Y., ... Jin, W. (2019). Fabrication of ZIF-  
1351 300 membrane and its application for efficient removal of heavy metal ions from  
1352 wastewater. *Journal of Membrane Science*, 572(October 2018), 20–27.  
1353 <https://doi.org/10.1016/j.memsci.2018.10.080>
- 1354 Zhang, A., Zhang, Y., Pan, G., Xu, J., Yan, H., & Liu, Y. (2017). In situ formation of copper  
1355 nanoparticles in carboxylated chitosan layer: Preparation and characterization of surface  
1356 modified TFC membrane with protein fouling resistance and long-lasting antibacterial

- 1357 properties. *Separation and Purification Technology*, 176, 164–172.  
1358 <https://doi.org/10.1016/j.seppur.2016.12.006>
- 1359 Zhang, C., Wei, K., Zhang, W., Bai, Y., Sun, Y., & Gu, J. (2017). Graphene Oxide Quantum  
1360 Dots Incorporated into a Thin Film Nanocomposite Membrane with High Flux and  
1361 Antifouling Properties for Low-Pressure Nanofiltration. *ACS Applied Materials &  
1362 Interfaces*, 9, 11082–11094, <https://doi.org/10.1021/acsami.6b12826>
- 1363 Zhang, M., Field, R. W., & Zhang, K. (2014). Biogenic silver nanocomposite polyethersulfone  
1364 UF membranes with antifouling properties. *Journal of Membrane Science*, 471, 274–284.  
1365 <https://doi.org/10.1016/j.memsci.2014.08.021>
- 1366 Zhang, M., Zhang, K., De Gusseme, B., & Verstraete, W. (2012). Biogenic silver nanoparticles  
1367 (bio-Ag 0) decrease biofouling of bio-A 0/PES nanocomposite membranes. *Water  
1368 Research*, 46(7), 2077–2087. <https://doi.org/10.1016/j.watres.2012.01.015>
- 1369 Zhang, P., Gong, J., Zeng, G., Deng, C., Yang, H., & Liu, H. (2017). Cross-linking to prepare  
1370 composite graphene oxide-framework membranes with high-flux for dyes and heavy metal  
1371 ions removal. *Chemical Engineering Journal*, 322, 657–666.  
1372 <https://doi.org/10.1016/j.cej.2017.04.068>
- 1373 Zhang, S., Qiu, G., Ting, Y. P., & Chung, T. S. (2013). Silver-PEGylated dendrimer  
1374 nanocomposite coating for anti-fouling thin film composite membranes for water treatment.  
1375 *Colloids and Surfaces A: Physicochemical and Engineering Aspects*, 436, 207–214.  
1376 <https://doi.org/10.1016/j.colsurfa.2013.06.027>
- 1377 Zhang, Xia, Wang, Y., Liu, Y., Xu, J., Han, Y., & Xu, X. (2014). Preparation , performances of  
1378 PVDF / ZnO hybrid membranes and their applications in the removal of copper ions.  
1379 *Applied Surface Science*, 316, 333–340. <https://doi.org/10.1016/j.apsusc.2014.08.004>
- 1380 Zhang, Xin, Shi, B., & Liu, X. (2013). Preparation of polysulfone ultrafiltration membranes  
1381 modified by silver particles. *Desalination and Water Treatment*, 51(19–21), 3762–3767.  
1382 <https://doi.org/10.1080/19443994.2013.781569>
- 1383 Zhang, Yang, Wan, Y., Shi, Y., Pan, G., Yan, H., Xu, J., ... Liu, Y. (2016). Facile modification  
1384 of thin-film composite nanofiltration membrane with silver nanoparticles for anti-  
1385 biofouling. *Journal of Polymer Research*, 23(5), 1–9. [https://doi.org/10.1007/s10965-016-  
1386 0992-7](https://doi.org/10.1007/s10965-016-0992-7)
- 1387 Zhang, Yanhong, Liu, F., Ji, C., Yuan, R., Wu, H., & Li, A. (2019). TAP / GMA @ CN metal-  
1388 chelating membrane for enhanced and efficient capture of Cu ( II ). *Journal of Membrane*



- 1389 *Science*, 570–571(October 2018), 362–370. <https://doi.org/10.1016/j.memsci.2018.10.069>
- 1390 Zhang, Yu, Zhang, S., & Chung, T. (2015). Nanometric Graphene Oxide Framework Membranes  
1391 with Enhanced Heavy Metal Removal via Nanofiltration. *Environ. Sci. Technol.*, 49,  
1392 10235–10242. <https://doi.org/10.1021/acs.est.5b02086>
- 1393 Zhang, L., Liu, Z., Zhou, X., Zhang, C., Cai, Q., Xie, R., Ju, X., Wang, W., Faraj, Y., Chu, L.  
1394 (2020). Novel composite membranes for simultaneous catalytic degradation of organic  
1395 contaminants and adsorption of heavy metal ions. *Separation and Purification Technology*,  
1396 237, 116364.
- 1397 Zhao, C., Xu, X., Chen, J., & Yang, F. (2013). Effect of graphene oxide concentration on the  
1398 morphologies and antifouling properties of PVDF ultrafiltration membranes. *Biochemical*  
1399 *Pharmacology*, 1(3), 349–354. <https://doi.org/10.1016/j.jece.2013.05.014>
- 1400 Zhao, C., Xu, X., Chen, J., & Yang, F. (2014). Optimization of preparation conditions of poly  
1401 (vinylidene fluoride)/ graphene oxide micro filtration membranes by the Taguchi  
1402 experimental design. *Desalination*, 334(1), 17–22.  
1403 <https://doi.org/10.1016/j.desal.2013.07.011>
- 1404 Zhao et al. (2013). Improving the antifouling property of polysulfone ultrafiltration membrane by  
1405 incorporation of isocyanate-treated graphene oxide. *Physical Chemistry Chemical Physics*,  
1406 (15), 9084–9092.
- 1407 Zhao, S., Yan, W., Shi, M., Wang, Z., & Wang, J. (2015). Improving permeability and  
1408 antifouling performance of polyethersulfone ultra filtration membrane by incorporation of  
1409 ZnO-DMF dispersion containing nano-ZnO and polyvinylpyrrolidone. *Journal of*  
1410 *Membrane Science*, 478, 105–116. <https://doi.org/10.1016/j.memsci.2014.12.050>
- 1411 Zhao, X., & Liu, C. (2019). Efficient removal of heavy metal ions based on the selective  
1412 hydrophilic channels. *Chemical Engineering Journal*, 359(October 2018), 1644–1651.  
1413 <https://doi.org/10.1016/j.cej.2018.10.229>
- 1414 Zhou, N., Gong, K., Hu, Q., Cheng, X., Zhou, J., Dong, M., ... Guo, Z. (2020). Optimizing  
1415 nanocarbon shell in zero-valent iron nanoparticles for improved electron utilization in  
1416 Cr(VI) reduction. *Chemosphere*, 242, 125235.  
1417 <https://doi.org/10.1016/j.chemosphere.2019.125235>
- 1418 Zhu, W. P., Sun, S. P., Gao, J., Fu, F. J., & Chung, T. S. (2014). Dual-layer  
1419 polybenzimidazole/polyethersulfone (PBI/PES) nanofiltration (NF) hollow fiber membranes  
1420 for heavy metals removal from wastewater. *Journal of Membrane Science*, 456, 117–127.



1421 <https://doi.org/10.1016/j.memsci.2014.01.001>  
1422 Zinadini, S., Akbar, A., Rahimi, M., & Vatanpour, V. (2014). Preparation of a novel antifouling  
1423 mixed matrix PES membrane by embedding graphene oxide nanoplates. *Journal of*  
1424 *Membrane Science*, 453, 292–301. <https://doi.org/10.1016/j.memsci.2013.10.070>  
1425  
1426  
1427  
1428  
1429  
1430  
1431  
1432  
1433  
1434  
1435  
1436  
1437  
1438  
1439

1440  
1441

**Table 1.** Polymeric membranes used for the removal of metal ions.

Separation process:	Material/membrane	Heavy metals	Removal efficiency (%)	Reference
NF	PBI/PES	Mg <sup>2+</sup> , Cd <sup>2+</sup>	98%, 95%	(Zhu et al., 2014)
NF	PA	Cu <sup>2+</sup> , Cd <sup>2+</sup>	98%, 99%	(Qdais and Moussa, 2004)
RO	PA	Cu <sup>2+</sup> , Cd <sup>2+</sup>	>90%	(Qdais and Moussa, 2004)
ED	sulfonated PVDF	Co <sup>2+</sup> , Ni <sup>2+</sup>	90 % , 69 %,	(Tzanetakis et al., 2003)
NF	CA/ PMVEMA	Pb <sup>2+</sup> , Cd <sup>2+</sup> , Cr <sup>+6</sup>	85%, 72%	(Lavanya et al., 2019)
NF	PES-PE	Cu <sup>2+</sup> , Zn <sup>2+</sup> , Ni <sup>2+</sup>	>90%	(Mokhter et al., 2017)
NF	PAN-PEI/PSS	Cu <sup>2+</sup> , Zn <sup>2+</sup> , Ni <sup>2+</sup> , Cd <sup>2+</sup>	98%, 96%, 96%, 95%	(Qin et al., 2013)
UF	PVDF/2-Aminobenzothiazole	Cr <sup>6+</sup>	92%	(Wang et al., 2017)
UF	PVDF/PANI	Pb <sup>2+</sup> , Cd <sup>2+</sup>	98.5%, 97.3%	(Pereira et al., 2014)

1442  
1443  
1444  
1445  
1446  
1447  
1448  
1449  
1450

1457  
1458

**Table 2.** Different filling materials embedded into nanocomposite membranes for different water treatment applications.

Filling material:	Membrane-based process:	Application:	Polymer phase:	Reference:	
ZnO	MF	Synthetic wastewater treatment		(Liang et al., 2012)	
		Removal of copper ions	PVDF	(Xia Zhang et al., 2014)	
		Wastewater treatment		(Hong and He, 2012)	
		Humic acid removal	PES	(Ahmad et al., 2016)	
		Humic acid removal	PSF	(Chung et al., 2016)	
		Water treatment		(Dipheko et al., 2017)	
		UF	Pollutants removal	PES	(Li et al., 2015)
			Water treatment	PES-PVA	(Zhao et al., 2015)
			Wastewater treatment		(Pintilie et al., 2017)
			Bacterial removal from aqueous solutions	PSF	(Ronen et al., 2013)
			Water treatment	PVC	(Rabiee et al., 2015)
			Humic acid removal	PES	(Balta et al., 2012)
			Water purification	PVP	(Bai et al., 2012)
			Removal of metal ions ( $Zn^{2+}$ , $Cd^{2+}$ , $Pb^{2+}$ , $Mn^{2+}$ , $Ni^{2+}$ , $Fe^{2+}$ , $Al^{3+}$ , $Sb^{3+}$ , $Sr^{3+}$ )	CA	(Bahadar et al., 2015)
	NF	Humic acid removal	PSF	(Tao et al., 2017)	

GO	RO	Humic acid removal		(Ekambaram and Doraisamy, 2017)
		Humic acid removal	PVDF	(Li et al., 2017)
		Removal of bivalent ions ( $\text{Ca}^{2+}$ , $\text{SO}_4^{2-}$ and $\text{Mg}^{2+}$ ), monovalent ions ( $\text{Cl}^-$ and $\text{Na}^+$ ), and bacterias.	PA	(Isawi et al., 2016)
	MF	Dyes removal from effluents	PSF	(Badrinezhad and Ghasemi, 2017)
		Wastewater treatment	PVDF	(Zhao et al., 2014)
		Water treatment	PSF	(Zhao et al., 2013)
		Water treatment	PVP-PVDF	(Chang et al., 2014)
	UF	Water treatment		(Wu et al., 2014)
		Natural organic matter removal		(Xia and Ni, 2015)
		Water treatment		(Zhao et al., 2013)
			PVDF	
		Natural organic matter removal	PA	(Xia et al., 2015)
		Wastewater treatment	PSF	(Lee et al., 2013)
		Organic pollutants removal	Cellulose ester	(Morales-Torres et al., 2015)
		Distillery effluent treatment	PES	(Kiran et al., 2016)
Water softening production		PAI-PEI	(Goh et al., 2015)	
Dyes removal from effluents		PMIA	(Yang et al., 2017)	
Dyes removal from effluents		PAN	(Zhang et al., 2017)	
Dyes removal from effluents		PES	(Zinadini et al., 2014)	
Water purification	PPA	(Jin Wang et al., 2016)		





Graphene	UF	Wastewater treatment	PSF	(Crock et al., 2013)
	NF	Water purification	PVDF	(Han et al., 2013)
		Wastewater treatment		(Zhang et al. , 2012)
MF /UF	Wastewater treatment		(Alpatova et al., 2013)	
Ag-nanoparticles		Water purification	PSF	
		Wastewater treatment	PES	(Rehan et al., 2016)
		Wastewater treatment	PES, PSF, CA	(Sile-Yuksel et al., 2014)
		Wastewater treatment		(Koseoglu-Imer et al., 2013)
		Wastewater treatment	PSF	(Hoek et al., 2011)
	UF	Wastewater treatment		(Escobar et al., 2015.)
		Wastewater treatment	CA	(Andrade et al., 2015)
Ag-NO <sub>3</sub>		Wastewater treatment	PA-PVA	(Yang Zhang et al., 2016)
	NF			
	RO	Wastewater treatment	PA	(Ben-Sasson et al., 2014)
		Wastewater treatment	PA/PSF/	(Yang et al., 2016)
		Bacterial removal from water	PET	
		CA	(Ahmad et al., 2016)	
		Water treatment		(Zhang et al., 2013)
	RO		PES	

Ag-nanoparticles	RO	Water treatment	PAN	(Liu et al., 2016)
	UF	Water treatment	PES	(Zhang et al., 2014)
	NF	Water treatment and removal of salt (Na <sub>2</sub> SO <sub>4</sub> )	PA	(Liu et al., 2015)
bio-Ag0		Water treatment		(Liu et al., 2016)
Cu-nanoparticles		Water treatment		(Hoek et al., 2011)
			PSF	
CuAc <sub>2</sub>		Humic acid removal	PAN/PEI	(Xu et al., 2012)
Cu-nanoparticles		Wastewater treatment	PES	(Akar et al., 2013)
	UF			
Ag-nanoparticles		Wastewater treatment	PSF	(Kar et al., 2011)
Cu-nanoparticles				
	NF	Seawater softening: removal of salts (SO <sub>4</sub> <sup>2+</sup> , Mg <sup>2+</sup> , Na <sup>+</sup> , Cl <sup>-</sup> ).	PAN/PEI	(Xu et al., 2015)
CuSO <sub>4</sub>				
CuCl <sub>2</sub>	RO	Wastewater treatment		(Zhang et al., 2017)
Cu nanoparticles		Water treatment	PA	(Ben-Sasson et al., 2014)
		Humic acid removal		(Teow et al, 2012)
		Water treatment		(Rajaeian et al., 2015)
		Wastewater treatment	PVDF	(Shi et al., 2012)
		Water treatment		(Méricq et al., 2015)
	UF	Water treatment	PP	(Pi et al., 2016)



		Water treatment	PSF	(Mollahosseini and Rahimpour, 2014)
		Water treatment	CA	(Abedini et al., 2011)
		Water treatment		(Ngo et al., 2016)
			PA	
TiO <sub>2</sub> nanoparticles	NF	Wastewater treatment	PES	(Sotto et al., 2011)
CNTs	NF	Drinking-water purification	NC	(Ahmeh et al., 2013)
	UF	Water treatment and biofouling control application	PES	(Celik et al., 2011)
	NF	Wastewater treatment	PES	(Daraei et al., 2013)
	NF	Water treatment	PA	(Kim et al., 2013)
	NF	Metal removal (Cr (VI), Cd (II))	PSF	(Shah and Murthy, 2013)
	NF	Water treatment for salt removal (NaCl, Na <sub>2</sub> SO <sub>4</sub> ).	PMMA	(Shen et al., 2013)
	NF	Water treatment	Polyimide 84	(Grosso et al., 2014)
	UF	Water treatment	PSF	(Sianipar et al., 2016)
	UF	Wastewater treatment by membrane bioreactor	PSF	(Khalid et al., 2018)
	MF	Bleach effluent treatment by membrane bioreactor	PSF	(Mulopo, 2017)

**Acronyms:** polyethersulfone (PES), polysulfone (PSF), polyacrylonitrile (PAN), polytetrafluoroethylene (PTFE), polypropylene (PP), polyvinylidene fluoride (PVDF), poly(methyl methacrylate) (PMMA), nitrocellulose (NC), cellulose acetate (CA), polyamide (PA), polyphthalamide (PPA), polyvinyl alcohol (PVA), polyvinyl chloride (PVC), polyvinylpyrrolidone (PVP), polyamide-imides (PAI), polyethylenimine (PEI).



1464

**Table 3.** Latest development works on tailoring novel nanocomposite membranes for heavy metal ions removal.

1465

Nanocomposite membrane type:	Membrane process:	Metal ion removal :	Reference:
MMGO filled PES	NF	Copper ions removal (92%)	(Abdi et al., 2018)
f-MWCNTs filled PVC	NF	Zinc ( $Zn^{2+}$ ) ions removal (98%)	(Ali et al., 2019)
s-MWCNTs	-	Copper (II) ions removal (59%)	(Ge et al., 2014)
CNFs/TiO <sub>2</sub> filled PAN	-	Lead ( $Pb^{2+}$ ) ions removal (87%)	(Suresh et al., 2018)
		Copper ( $Cu^{2+}$ ) ions removal (73%)	
		Cadmium ( $Cd^{2+}$ ) ions removal (66%)	
(MEUF)PES	UF	Cadmium ( $Cd^{2+}$ ) ions removal (90%)	(Huang et al., 2019)
(MEUF) cellulose	UF	Arsenic (V) ions removal (89%)	(Chen et al., 2018)
PAH-PSF	UF	Lead ( $Pb^{2+}$ ) ions removal (91.5%)	(Ibrahim et al., 2018)
		Cadmium ( $Cd^{2+}$ ) ions removal (72.3%)	
s-PES	UF	Ferric ( $Fe^{3+}$ ) ions removal (>90%)	(López et al., 2019)
MMT-GO-EDA	UF	Ag (I) ions removal (100%)	( Ma, 2019)
		Cu (III) ions removal (100%)	
		Cr (IV) ions removal (27.0%)	
CF-TiO <sub>2</sub> -C <sub>3</sub> N <sub>4</sub>	MR	Cr (VI) ions removal (88.0%)	(Shen et al., 2018)
Composite -CA	RO	Pb ( $Pb^{2+}$ ) ions removal (100%)	(Thaçi and Gashi, 2019)
		Cd ( $Cd^{2+}$ ) ions removal (100%)	
		Ni ( $Ni^{2+}$ ) ions removal (100%)	
		Zn ( $Zn^{2+}$ ) ions removal (100%)	



		Mn (Mn <sup>2+</sup> ) ions removal (100%)	
		Co (Co <sup>2+</sup> ) ions removal (100%)	
Composite GPC	UF	Pb (Pb <sup>2+</sup> ) ions removal (>95%)	(Jing Wang et al., 2018)
PECN	NF	Zn (Zn <sup>2+</sup> ) ions removal (100%)	(Ye et al., 2019)
f- MOFs-CUF	UF	Pb (Pb <sup>2+</sup> ) ions removal (61.4%)	(Yin et al., 2016)
ZIF-300-Al <sub>2</sub> O <sub>3</sub>	NF	Cu (Cu <sup>2+</sup> ) ions removal (100 %)	(Yuan et al., 2019)
		Co (Co <sup>2+</sup> ) ions removal (100 %)	
		Cd (Cd <sup>2+</sup> ) ions removal (100 %)	
		Al (Al <sup>2+</sup> ) ions removal (100 %)	
Goethite filled PAN	UF	Cu (Cu <sup>2+</sup> ) ions removal (49 %)	(Soghra et al., 2019)
Composite PEI- zein	FO	Pb (Pb <sup>2+</sup> ) ions removal (>99.5%)	(X. Zhao & Liu, 2019)
		Cd (Cd <sup>2+</sup> ) ions removal (>99.5%)	
		Ni (Ni <sup>2+</sup> ) ions removal (>99.5%)	
GMA-PAN	UF	Cu (Cu <sup>2+</sup> ) ions removal (98 %)	(Yanhong Zhang et al., 2019)

466  
467 **Acronyms:** functionalized multi-walled carbon nanotubes (f-MWCNTs), modified magnetic graphene oxide(MMGO), sulfonated multi-walled carbon nanotubes (s-  
468 MWCNTs), carbon nanofibers (CNFs), micellar enhanced ultrafiltration (MEUF), poly[styrene-alt-(N-4-benzoylglycine-maleamic acid)] cumene terminated (PAH),  
9 sulfonated polyethersulfone(s-PES),GO-based membranes via the intercalation of montmorillonite and ethylenediamine ( MMT-GO-EDA), C<sub>3</sub>N<sub>4</sub>-decorated carbon-  
0 fiber (CF-TiO<sub>2</sub>-C<sub>3</sub>N<sub>4</sub>), membrane reactor (MR), graphene oxide-polydopamine-(β-cyclodextrin) (GPC), polyelectrolyte complex nanofiltration (PECN), functionalized  
1 MOFs-CUF (f- MOFs-CUF), grafting glycidyl methacrylate (GMA).  
2  
3



1474 **Table 4.** Novel nanocomposite materials with outstanding heavy metal removal efficiency that have not been implemented in membranes.

1475

Nanocomposite materials	Heavy metals removal efficiency	Adsorption mechanism	Parameters affecting adsorption mechanism	Fabrication method	Synthesis conditions	Reusability	Reference
MnO <sub>2</sub> coated by chitosan nanocomposite	Cr (VI) adsorption (61.56 mg g <sup>-1</sup> )  Cr (VI) removal efficiency (94.21%)	Physisorption and electrostatic attraction	<b>pH effect</b>  Adsorption efficiency decreases with ascending pH values (optimal pH=2)  <b>Ion strength</b>  Ionic strength, with an increase in the KCL concentration decreases Cr (VI) removal efficiency  <b>Adsorbent dosage</b>  The material concentration affects Cr (VI) adsorption capacity	MnO <sub>2</sub> /CS was fabricated by mixing, filtering and drying a suspension made up by C <sub>2</sub> H <sub>5</sub> OH, deionized (DI) water, CS and saturated KMnO <sub>4</sub> solution	<b>Mixing</b> 8 h at room temperature  Different shaking speeds were tested  <b>Oven drying</b> 60°C for 12 h	5 cycles. Removal efficiency decreased (from 94% to 80%)	(Dinh et al., 2020)
Core-shell structured nanocomposite of zero-valent iron with carbon (ZVI@C)	Cr (VI) adsorption capacity (814.9 mg g <sup>-1</sup> )  Cr (VI) removal efficiency (80%)	Chemical reduction reaction of Cr (VI) into Cr (III)	<b>Cr (VI) Initial concentration effect</b>  High initial Cr (VI) concentration values increased the reduction capacity  <b>pH effect</b>	Hydrothermal-calcination method	<b>Drying</b>  Vacuum conditions at 80°C for 24h.  <b>Carbonization</b>  Pipe oven under N <sub>2</sub> atmosphere, at 800 C° for 30 min	No tests were performed	(Zhou et al., 2020)

			pH affects the electron utilization process (Optimal pH below 3)				
			<b>C/Fe molar ratio</b>				
			20 C/Fe optimal ratio				
Nanocomposite of 20% hickory biochar and 80% expanded vermiculite (20%-BC/VE)	As (V) adsorption capacity (20.1 mg g <sup>-1</sup> )	Heterogeneous adsorption processes, both physisorption and chemisorption, ion exchange and electrostatic attraction	<b>Nanocomposite ratio effect</b>  Optimal ratio: 20%-BC/VE  <b>pH effect</b>  pH affects the BC/VE surface charge, as well as the electrostatic interactions (optimal pH= 6)  <b>Coexisting anions effect</b>  <i>PO<sub>4</sub><sup>3-</sup></i> reduced considerably adsorption rate of As (V)	Ball milling method	<b>Ball milling</b>  At 300 rpm for 12 h	No tests were performed	(Li et al., 2020)
Fe <sub>3</sub> O <sub>4</sub> /GO (mGO) composite introduced into graphitic carbon nitride g-C <sub>3</sub> N <sub>4</sub> .	U (VI) extraction capacity (2880.6 mg g <sup>-1</sup> )  U (VI) extraction efficiency (96.02%)	Chemical reaction of photocatalytic reduction of U (VI) under LED light irradiation	<b>pH effect on photocatalytic activity</b>  Optimal pH=6  <b>U (VI) concentration effect on photoreduction in mGCN-1</b>	Ultrasonication was applied to the individual suspensions and then to the mixture of mGO and g-C <sub>3</sub> N <sub>4</sub>  The solids of the mGO and g-C <sub>3</sub> N <sub>4</sub> mixture were centrifuged and dried	<b>Ultrasonication</b>  Individually for 1 h and as mixture for 2h.  <b>Drying</b>  In a vacuum at 60°C	5 cycles  There were not significant changes in removal and stability rates	(Dai et al., 2020)

			Optimal U(VI) concentration range: 1 – 100 mg L <sup>-1</sup>				
Silicon dioxide composite with tea waste (SiO <sub>2</sub> @TW)	<p>Adsorption capacities:</p> <p>Pb<sup>2+</sup> (153 mg g<sup>-1</sup>) and Cd<sup>2+</sup> (222 mg g<sup>-1</sup>)</p> <p>Removal rates:</p> <p>Pb<sup>2+</sup> (89.22%) and Cd<sup>2+</sup> (94.28%)</p>	Electrostatic attraction and physical adsorption	<p><b>pH effect</b></p> <p>Optimal pH values:</p> <p>Pb<sup>2+</sup> (pH= 6) and Cd<sup>2+</sup> (pH=7)</p> <p><b>SiO<sub>2</sub>@TW dosage effect</b></p> <p>High dose of SiO<sub>2</sub>@TW enhanced adsorption sites, increasing removal capacity</p> <p><b>Temperature effect</b></p> <p>Elevated temperature was a catalyst for adsorption, due to chemical bond rupture that enhanced contact between metal ions and surface-active sites</p>	<p>Modified Stober method for SiO<sub>2</sub> NPs fabrication</p> <p>SiO<sub>2</sub>@TW synthesis consisted of sonication, centrifugation and drying of SiO<sub>2</sub> - tea waste powder suspension</p>	<p><b>Stirring</b></p> <p>For 30 min at 25°C</p> <p><b>Sonication</b></p> <p>For 1h</p> <p><b>Drying</b></p> <p>For 3h at 80°C</p>	5 cycles	(Joshi et al., 2020)
Hybrid bio-nanocomposite of nano-hydroxy ferric phosphate (n-HFP) and hydroxy ferric sulfate (n-HFS) particles coated on fungal hyphae of <i>Aspergillus Niger</i> ( <i>An</i> ) ((n-HFP + n-HFS) @An).	<p>Simultaneous adsorption rates:</p> <p>As (III) (76.84%), Cd (II) (73.62 %) and Pb (II) (94.31%)</p> <p>Adsorption capacities:</p> <p>As (III) (162 mg g<sup>-1</sup>), Cd (II) (205.83</p>	Chemical adsorption for the three metals	No tests were performed	<p>Co-precipitation method was used to fabricate n-HFP and n-HFS NPs</p> <p>Potato dextrose broth (PDB) medium containing dissolved n-HFP and n-HFS NPs as well as magnetically stirred <i>An</i> mycelium inoculate was cultured</p>	<p><b>Magnetic stirring</b></p> <p>At 1000 rpm for 6 h</p> <p><b>Culturing</b></p> <p>In PDB medium at 30°C, 170 rpm for 1-2 days</p>	Reduced risk for contamination: 10-day stability of loaded NPs in solution	(Liao et al., 2019)



	mg g <sup>-1</sup> ), and Pb (II) (730.79 mg g <sup>-1</sup> )						
Nanoscale zerovalent iron (nZVI) impregnated biochar (BC) entrapped in calcium-alginate matrix (nZVI/BC/CA)	Cr (VI) adsorption capacity (86.4 mg g <sup>-1</sup> )	Ion exchange, intraparticle diffusion, chemical adsorption and redox reaction	<b>pH effect</b> Optimal pH= 4	Modified liquid-phase method	<b>Pyrolysis</b> At 500°C for 3 h in a muffle furnace (15°C / min) under N <sub>2</sub> atmosphere  <b>Stirring</b> 500 rpm at 25°C for 30 min.	Removal capacity decreased at the 1 <sup>st</sup> cycle but remained stable in further regenerations	(Wan et al., 2019)
Nanocomposite made from wastewater hyacinth derived biochar (BC) and ZnO NPs	Cr (VI) removal efficiency (95%)  Cr (VI) adsorption capacity (43.48 mg g <sup>-1</sup> )	Chemisorption and photocatalytic reduction	<b>Carbonization temperature effect</b> Optimal carbonization temperature: 700°C  <b>ZnO content effect</b> 30 wt.% optimal ZnO concentration	BC powder was impregnated into Zn(NO <sub>3</sub> ) <sub>2</sub> aqueous solution, by drying and calcination steps	<b>Drying</b> At 105°C for 12h. <b>Calcination</b> At 380°C for 3h under N <sub>2</sub> atmosphere	Removal efficiency (87.1% at 1 <sup>st</sup> run) and (67.1% at 5 <sup>th</sup> run)	(Yu et al., 2018)
EDTA modified magnetic iron oxide NPs (Fe <sub>3</sub> O <sub>4</sub> ), loaded with SC (sawdust carbon) (EDTA@Fe <sub>3</sub> O <sub>4</sub> /SC)	Cd (II) adsorption capacity (63.3 mg g <sup>-1</sup> )  Cd (II) removal capacity (98%)  Multi-metal ion removal (>80%), for the following ions: Zn (II), Cd (II), Cu (II), Pb (II), Ni (II), Co (II), As (III), U (VI)	Chemisorption	<b>pH effect</b>  Cd (II) removal efficiency increases as pH value rises  (Optimal pH= 6.5)  <b>Adsorbent dose effect</b>  Cd (II) removal increased as adsorbent dose increased  <b>Contact time effect</b>	Biogenic green synthesis approach for fabrication	<b>Stirring</b> At 90°C for 1h  <b>Carbonization</b> In muffle furnace at 180°C for 12h	<b>Desorption</b>  Maximum Cd (II) desorption was achieved with HCl (99%), HNO <sub>3</sub> (100%) and H <sub>2</sub> SO <sub>4</sub> (100%)  <b>Reusability</b>  After three cycles, adsorption efficiency (83%) and at the	(Kataria and Garg, 2018)

---

Optimum contact time for Cr (II) removal: 120 min

fifth cycle (57%)

**Coexisting ions effect**

Divalent ions ( $\text{Ca}^{2+}$  &  $\text{Mg}^{2+}$ ) caused a decrease in Cr (II) removal efficiency

---

Silica ( $\text{SiO}_2$ ) functionalized folic acid (VB9) ( $\text{SiO}_2@VB9$ ) nanocomposite

Adsorption capacities: Cd (II) ( $562.1 \text{ mg g}^{-1}$ ), Pb (II) ( $973.8 \text{ mg g}^{-1}$ ) and Cu (II) ( $152.1 \text{ mg g}^{-1}$ )

Physio-chemical process and stable complex formation

**pH effect**

Optimal pH values: Cd (II) (pH = 7), Cu (II) (pH = 6) and Pb (II) (pH = 5)

Methodology consisting of microwave assistance for covalent immobilization of VB9 with chlorinated silica

**Stirring**  
1 hour  
**Oven drying**  
At  $60^\circ\text{C}$   
**Microwaving**  
For 2min

No tests were performed

(Mahmoud et al., 2019)

Extraction rates:

Cu (II) (94-100%), Pb (II) (100%) and Cd (II) (57- 81%)

**Nanocomposite dosage effect**

Removal efficiency increased with ascending dosage values (Optimum dosage: 10 mg)

**Contact time effect**

Optimum contact time for metal removal: 25 min

**Initial metal ion concentration effect**

Optimal metal ion concentration: 0.25 mg/L

**Coexisting ions effect**

---



---

Ni (II) and Co (II)  
decreased metal ion  
removal capacity

---

1476

1477 **Acronyms:** *Aspergillus niger* (*An*), biochar (BC), calcium - alginate (CA), ethylenediaminetetraacetic (EDTA), nanoparticles (NPs), nano hydroxy ferric phosphate (n-  
1478 HFP), nano hydroxy ferric sulfate (n-HFS), nanoscale Zero Valent Iron (nZVI), Protein Dextrose Broth (PDB), sawdust carbon (SC), tea waste (TW), vitamin B9 folic  
1479 acid (VB9), vermiculite (VE).

1480

1481

1482

1483

1484

1485

1486

1487

1488

1489

1490

1491

1492

1493

1494

1495

1496

1497

1498

1499

1500

1501

1502

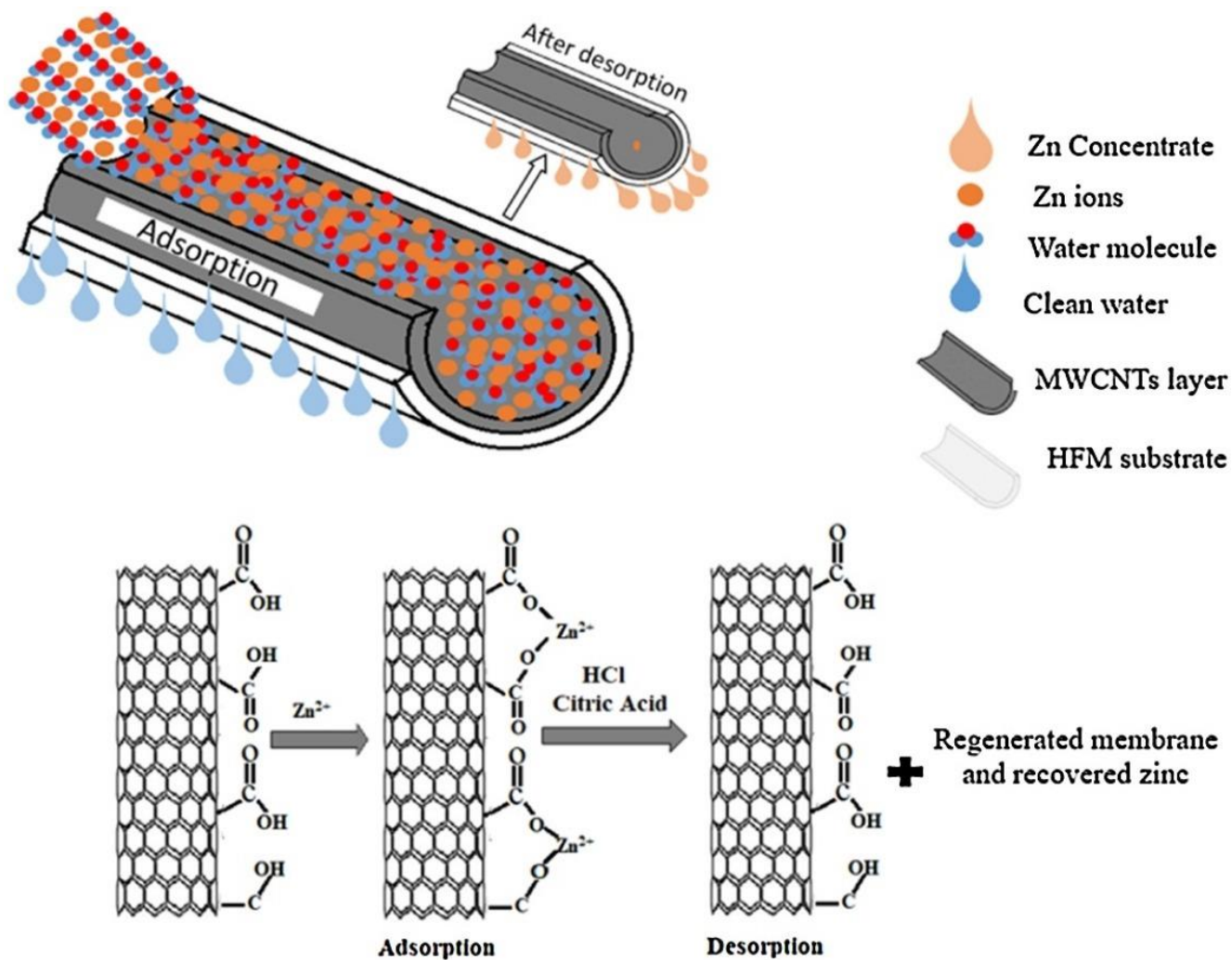
1503

1504

1505

1498  
1499  
1500

**Figure 1.** Adsorption and desorption mechanisms of zinc ions in functionalized MWCNTs (Ali et al., 2019).



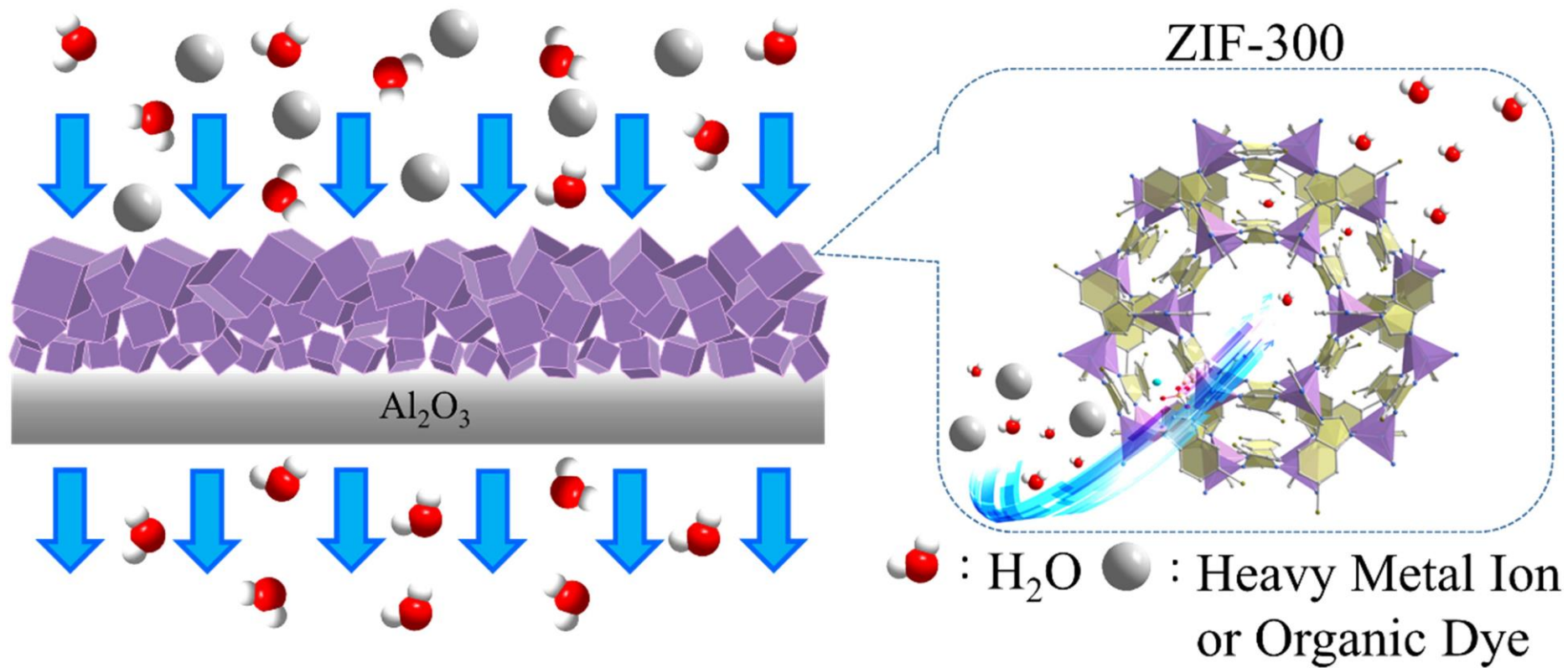
1502

**Figure 2.** Graphical drawing of ZIF-300 deposited on alumina for metal ion removal and organic dye from water (Yuan et al., 2019).

1503

1504

1505



1 **Ongoing progress on novel nanocomposite membranes for the separation of heavy metals**  
2 **from contaminated water**

3  
4 Roberto Castro-Muñoz <sup>1,2\*</sup>, Luisa Loreti González-Melgoza <sup>3</sup>, Octavio García-Depraect <sup>4</sup>

5  
6 *<sup>1</sup>Tecnologico de Monterrey, Campus Toluca, Avenida Eduardo Monroy Cárdenas 2000 San*  
7 *Antonio Buenavista, 50110, Toluca de Lerdo, Mexico.*

8  
9 *<sup>1</sup>Gdansk University of Technology, Faculty of Chemistry, Department of Process*  
10 *Engineering and Chemical Technology, 11/12 Narutowicza St., 80-233, Gdansk, Poland.*

11  
12 *<sup>3</sup>Tecnologico de Monterrey, Campus Querétaro, Avenida Epigmenio González 500, Santiago de*  
13 *Querétaro, 76130, Mexico.*

14  
15 *<sup>4</sup> Institute of Sustainable Processes, University of Valladolid, Dr. Mergelina, s/n, 47011,*  
16 *Valladolid, Spain.*

17

18

19

20

21

22

23

24 **Corresponding author:**

25 Roberto Castro-Muñoz ([food.biotechnology88@gmail.com](mailto:food.biotechnology88@gmail.com); [castromr@tec.mx](mailto:castromr@tec.mx))

## 26 **Abstract**

27 Membranes, as the primary separation element of membrane-based processes, have greatly  
28 attracted the attention of researchers in several water treatment applications, including wastewater  
29 treatment, water purification, water disinfection, toxic and non-toxic chemical molecules, heavy  
30 metals, among others. Today, the removal of heavy metals from water has become challenging, in  
31 which chemical engineers are approaching new materials in membrane technologies. Therefore,  
32 the current review elucidates the progress of using different concepts of membranes and potential  
33 novel materials for such separations, identifying that polymeric membranes can exhibit a removal  
34 efficiency from 77 up to 99%; while novel nanocomposite membranes are able to offer complete  
35 removal of heavy metals (up to 100%), together with unprecedented permeation rates (from 80 up  
36 to 1, 300 L m<sup>-2</sup> h<sup>-1</sup>). Thereby, the review also addresses the highlighted literature survey of using  
37 polymeric and nanocomposite membranes for heavy metal removal, highlighting the relevant  
38 insights and denoted metal uptake mechanisms. Moreover, it gives up-to-date information related  
39 to those novel nanocomposite materials and their contribution to heavy metals separation. Finally,  
40 the concluding remarks, future perspectives, and strategies for new researchers in the field are  
41 given according to the recent findings of this comprehensive review.

## 43 **Keywords**

44 *Heavy metals; water treatment; membrane-based technologies, water purification, novel composite*  
45 *materials.*

## 47 **Abbreviations:**

48 Ag: silver

49 As: Arsenic

50 APTS: 3-Aminopropyltriethoxysilane

- 51 CA: Cellulose acetate
- 52 Cd: Cadmium
- 53 CNT: Carbon Nanotubes
- 54 Co: Cobalt
- 55 Cr: Chromium
- 56 Cu: copper
- 57 DCMD: Direct contact membrane distillation
- 58 ESPM: Polymer Mixed e-spinning Membranes
- 59 Fe: Iron
- 60 f-GO: functionalized Graphene Oxide
- 61 GO: Graphene Oxide
- 62 IPDI: Isophorone diisocyanate
- 63 MD: Membrane distillation
- 64 MF: Microfiltration
- 65 MMGO: Modified magnetic Graphene Oxide
- 66 MMM: Mixed Matrix Membranes
- 67 MOF: Metal-Organic Frameworks
- 68 MWCNT: Multi-walled carbon nanotubes
- 69 NF: Nanofiltration
- 70 Ni: Nickel
- 71 NPs: Nanoparticles
- 72 nZVI: nano– Zero Valent Iron
- 73 PAH: Poly[styrene-alt-(N-4-benzoylglycine-maleamic acid)] cumene terminated
- 74 PAN: Polyacrylonitrile



- 75 PBI: Polybenzimidazole
- 76 PES: Polyethersulfone
- 77 PMVEMA: Poly(methyl vinyl ether-alt-maleic acid)
- 78 POSS: Polyhedral Oligomeric Silsesquioxane
- 79 PSF: Polysulfone
- 80 PSS: Poly(sodium 4-styrenesulfonate)
- 81 PV: Pervaporation
- 82 PVA: Polyvinyl alcohol
- 83 PVP: Polyvinylpyrrolidone
- 84 PVDF: Polyvinylidene fluoride
- 85 RO: Reverse Osmosis
- 86 TCE: Trichloroethylene
- 87 UF: Ultrafiltration
- 88 VFM: Vacuum filtered membranes
- 89 ZIF: Zeolite imidazolate framework

90  
91  
92

### 93 **1. Introduction**

94 The removal of pollutants (including metal ions) from water has been approached using several  
95 traditional treatments and protocols, such as chemical precipitation (Chabot et al., 2014), microbial  
96 decomposition (Yang et al., 2016), and physical adsorption (Kumar et al., 2013). Inherently, these  
97 pollutants represent strong issues to the environment (i.e. plants, animals, ecology climate) and  
98 humans. However, the removal of heavy metals through conventional protocols (such as flotation,  
99 chemical precipitation, ion exchange, adsorption, and electrochemical deposition) is still

100 challenging, requiring further efforts to circumvent the production of a high amount of toxic sludge  
101 and liquid waste, long time consumption, and extreme use of supplies (e.g. solvents, resins, among  
102 others), together with poor separation efficiency.

103 Currently, according to the scarcity of drinking water and the increasingly serious water pollution  
104 (Marousek et al., 2019), water treatment with membrane-based processes has potentially attracted  
105 the attention of the research community. Membranes are involved in various prominent large-scale  
106 advanced treatment approaches applied worldwide for artificial groundwater recharge, indirect  
107 potable reuse, and industrial process-water production. Particularly, ultrafiltration, nanofiltration  
108 and reverse osmosis are among the emerging membrane technologies used at a large-scale for  
109 resource recovery (i.e. water) from wastewater treatment plants (Kehrein et al., 2020). To date,  
110 polymeric membranes are likely the most used membranes for water treatment applications  
111 (Castro-Muñoz et al., 2018a), including treatment of agro-food wastes (Castro-Muñoz et al., 2016),  
112 textile (Chao et al., 2016), petroleum industry streams (Alzahrani and Wahab, 2014), acid mine  
113 waters (Lopez et al., 2019), and seawater desalination (Castro-Muñoz, 2020a). Membranes are  
114 capable to separate the compounds from aqueous streams and thus reduce the contaminants  
115 contained in wastewater (Castro-Muñoz et al., 2018b). Extensive sources and a large number of  
116 molecules, as well as ions contained in polluted water, challenge the effective purification and  
117 separation of water by membranes. The membranes, based on their intrinsic properties, can be  
118 implemented among different types of membrane-based technologies including pressure-driven  
119 membrane processes, such as Microfiltration (MF), Ultrafiltration (UF), Nanofiltration (NF) and  
120 Reverse osmosis (RO). These are potentially recognized as excellent candidates for the removal  
121 of large amounts of organic macropollutants; in which NF and RO membranes are among the  
122 barriers with the highest efficiency in withdrawing micropollutants (Castro-Muñoz et al., 2017).  
123 Other membrane technologies, e.g. membrane distillation (MD) (Criscuoli and Carnevale, 2015),

124 membrane bioreactors (Santos and Judd, 2010), membrane contactors (Bey et al., 2010), have also  
125 been proven to remove specific heavy metal ions, such as arsenic (As), fluoride (F) and uranium  
126 (U). In particular, As is a natural tasteless and odorless element that may be highly toxic to humans  
127 exposed to it from air, food and water. It is known that this element exists in the earth's crust at  
128 average levels between 2000–5000 µg per kg (Figoli et al., 2010).

129 In this way, membranes have shown to be efficient in removing different metal ions (e.g. Cd<sup>2+</sup>,  
130 Pb<sup>2+</sup>, Ni<sup>2+</sup>, Cu<sup>2+</sup>, Al<sup>2+</sup>, Co<sup>2+</sup>, Zn<sup>2+</sup>, Mn<sup>2+</sup>, Cr<sup>4+</sup>) from water streams. A large number of studies has  
131 been now devoted to the manufacture of synthetic membranes for these particular separations,  
132 demonstrating compelling benefits, such as permeability, selectivity, enhanced chemical and  
133 physical properties within the removal of metal ions. When dealing with the removal efficiency of  
134 such membranes, the material properties, including chemical, physical, mechanical, play an  
135 important role in their efficiency, but also the membrane preparation protocols are crucial. In this  
136 context, several techniques have been used in membrane manufacture, such as stretching, track-  
137 etching, sintering, electrospinning, phase inversion (Lalia et al., 2013), and interfacial  
138 polymerization (Peydayesh et al., 2018), in which plenty of organic and inorganic materials have  
139 been proposed and used in tailoring membranes (Castro-Muñoz et al. 2020). Polymers have been  
140 the most used organic materials in membrane preparation, followed by the inorganic ones (e.g.  
141 ceramics, metals and glass) (Ulbricht, 2006). Polymer membranes tend to present great design  
142 flexibility, while the advantages of inorganic membranes, e.g. ceramic membranes, compared with  
143 polymeric ones comprise their higher thermal, mechanical and chemical stability (Castro-Muñoz  
144 et al. 2018c). Also, the hydrophilicity and the surface charge in ceramic membranes are higher.  
145 Ceramic membranes can also be operated under extreme conditions of pH, temperature and high  
146 oxidizing environment (Yong et al., 2013). As a current trend in the field of development of new  
147 membrane materials, the merging of both materials to produce nanocomposite membranes is also

148 a promising tool for the efficient removal of heavy metals. However, there is a lack of reviewing  
149 the progress and latest nanocomposite membrane concepts and their role in water treatment and  
150 separation of heavy metals. Very recently, novel breakthroughs in tailoring nanocomposite  
151 materials have been released, such as nanoscale zerovalent iron impregnated biochar entrapped in  
152 calcium-alginate matrix (Wan et al., 2019), MnO<sub>2</sub>/chitosan (Dinh et al., 2020), core-shell  
153 structured nanocomposite of zero-valent iron with carbon (Zhou et al. 2020), Fe<sub>3</sub>O<sub>4</sub>/GO composite  
154 introduced into graphitic carbon nitride g-C<sub>3</sub>N<sub>4</sub> (Dai et al., 2020), to mention just a few of them.  
155 Thereby, this review paper aims at providing the ongoing progress of using different concepts of  
156 membranes (polymeric, composite and nanocomposite) and potential novel materials for removing  
157 heavy metals. Herein, a highlighted literature survey of using polymeric and nanocomposite  
158 membranes for heavy metal removal from water is provided. Ultimately, the current advances and  
159 future trends of nanocomposite membranes in the field are also given.

160

## 161 **2. Metal ions removal using pristine polymeric and chemically modified polymeric** 162 **membranes**

163 Polymers are probably the most widely applied membrane material for wastewater treatment. Due  
164 to their advantages including facile pore-forming mechanism, low cost and high flexibility (Yong  
165 et al., 2013), polymers are leading as the main material for membrane manufacture for different  
166 membrane-based technologies, such as electrodialysis, UF, NF and RO. Experimentally,  
167 polymeric membranes can remove different types of contaminants, such as organic matter, organic  
168 and inorganic compounds (e.g. heavy metal ions), and suspended pollutants (Wieszczycka and  
169 Staszak, 2017).

170 Polymeric membranes are typically manufactured from natural or chemically-synthesized  
171 polymers. The membranes are creating a selective interface barrier between two adjacent phases

172 (feed and permeate) which governates the transport behavior of species between them. In general,  
173 the separation performance of the membrane depends on the properties of transported species (e.g.  
174 molecule size, shape and chemical nature), as well as physicochemical properties  
175 (hydrophilicity/hydrophobicity, surface charge, roughness) of the polymer membrane, especially  
176 porous structure. For instance, **Table 1** enlists some of the reported studies in which the removal  
177 of heavy metal ions has been performed by means of different polymeric membranes and  
178 processes. It can be seen that the removal efficiency towards metal ions using polymer membranes  
179 has been reported between 77 to 99%.

180

181 **Table 1.** Polymeric membranes used for the removal of metal ions.

182

183 For instance, Qdais and Moussa (2004) evaluated the separation performance of the RO and NF  
184 technologies using polyamide spiral wound membranes for the removal of copper (Cu) and  
185 cadmium (Cd) metals from industrial wastewater. While the RO process showed Cu and Cd  
186 removal efficiencies of about 98 and 99%, respectively, the NF process exhibited more than 90%  
187 of Cu ions. Interestingly, the membranes were able to concurrently treat wastewater containing  
188 more than one heavy metal ion. As an example, these membranes reduced the ion concentration  
189 from 500 ppm to 3 ppm, meaning a removal efficiency of over 99%. Another typical polymeric  
190 membrane material is polyethersulfone (PES), which has been successfully consolidated in  
191 membrane preparation owing to its high thermal and mechanical stability, physiological and  
192 chemical neutrality and wide range pH resistance. PES, however, tends to present a hydrophobic  
193 nature which results in high membrane fouling when applied for organic aqueous filtration. Thus,  
194 with the aim of improving its separation performance and properties, efforts have been proposed  
195 to shift the surface properties of this hydrophobic polymer. It is known that hydrophobic polymers



196 are more prone to membrane fouling due to the particles contained in the feed bulk tend to  
197 accumulate on hydrophobic and rough surfaces, minimizing the interfacial tension between water  
198 and membrane (Pichardo-Romero et al., 2020). Therefore, the on-going strategies are aimed at  
199 mitigating the interaction between the foulants and the barrier layer. For example, an easy approach  
200 is to chemically modify the surface properties of the membrane by immersing it in a polyelectrolyte  
201 solution. It has been found that the polyelectrolyte adsorbed onto the membranes may significantly  
202 improve the membrane performance in terms of metal ions removal due to the presence of  
203 chelating functions in their structure. In this way, Mokhter et al. (2017) performed the chemical  
204 modification of PES membranes by polyelectrolyte multilayers, made of poly(allylamine  
205 hydrochloride) with poly(styrene sulfonate). The resulting membranes were employed to treat  
206 aqueous solutions containing single or mixed heavy metals,  $\text{Cu}^{2+}$ , zinc ( $\text{Zn}^{2+}$ ) and nickel ( $\text{Ni}^{2+}$ ), at  
207 various concentrations (50–1200 ppm). The tested membrane was efficient in separating all the  
208 tested metals either alone or mixed with high long-term stability and removal efficiencies over  
209 90%. Similarly, polyacrylonitrile (PAN) membranes were modified by Qin et al. (2013), who  
210 synthesized positively charged membranes by depositing polyelectrolytes. Researchers used PAN  
211 membranes modified by the layer-by-layer assembly of polyethyleneimine (PEI) and poly(sodium  
212 4-styrenesulfonate) (PSS), to successfully separate  $\text{Ni}^{2+}$ ,  $\text{Cu}^{2+}$ ,  $\text{Zn}^{2+}$  and  $\text{Cd}^{2+}$  aqueous solutions,  
213 achieving removal efficiencies in the range of 95–98%. Particularly, the NF tests showed that the  
214 removal efficiency of  $\text{Ni}^{2+}$  and  $\text{Cd}^{2+}$  ions increased with the number of bilayers, but a decrease in  
215 permeate fluxes was observed. The usage of additional polymeric layers could also be applicable  
216 in the case of hollow fiber membranes. The great benefit of multi-layer materials lies in the fact  
217 that a relatively cheap material could be used as a support while a high-performance material  
218 (commonly a more expensive material) can be used as the selective layer. For instance, Zhu et al.  
219 (2014) tailored a high-performance dual-layer NF hollow fiber membrane and tested for the



220 removal of  $\text{Cd}^{2+}$ ,  $\text{Cr}_2\text{O}_7^{2-}$  and  $\text{Pb}^{2+}$  salts from model wastewater, attaining removal efficiencies  
221 above 95%. Herein, researchers applied polybenzimidazole (PBI) as the outer selective layer while  
222 the blend of PES and polyvinylpyrrolidone (PVP) was implemented as the support layer. Thanks  
223 to the unique charge characteristics and high chemical resistance of PBI, the novel developed dual-  
224 layer NF membrane demonstrated a great salt rejection value due to the Donnan exclusion effect  
225 enhancement and low adsorption of heavy metal ions on the PBI surface.

226 Polyvinylidene fluoride (PVDF) is definitely another hydrophobic polymer that remains popular  
227 in a wide number of water treatment applications (Gontarek et al., 2019; Xia & Ni, 2015). PVDF  
228 membranes are well recognized for their multiple advantages including high chemical tolerance,  
229 good mechanical and thermal properties. Tzanetakis et al. (2003) have proved that the performance  
230 of chemically sulfonated PVDF membrane in the electro dialysis process can be comparable with  
231 the one given by a perfluorosulfonic Nafion 117 commercial membrane. The sulfonated PVDF  
232 membrane has displayed removal efficiencies towards Co and Ni ions of about 90% and 69%,  
233 respectively. In addition to this, a meaningful enhancement of the amounts of transported metal  
234 ions was seen while using corrugated membranes, which resulted in an increase in membrane area  
235 of 60% compared with those using flat membranes. Wang et al. (2017) have developed the  
236 modification of PVDF membrane for post UF testing. In general, the results revealed that the  
237 interaction by blending of PVDF with 2-aminobenzothiazole conducted to the efficient removal of  
238 chromium (Cr) from the wastewater. As a disadvantage of such membrane preparation, the  
239 membranes showed a low permeate flux when compared with the typical UF membranes. Since a  
240 long time ago, it is documented that one of the simplest approaches to improve the water flux in  
241 hydrophobic polymeric membranes, like PVDF, is to mitigate the membrane fouling, which can  
242 be reached through hydrophilicity enhancement. For instance, Pereira et al. (2014) combined  
243 PVDF polymer matrix with polyaniline nanofibers, which was, in this case, proposed as a

244 hydrophilic agent to fabricate enhanced hydrophilic membranes. The authors described that the  
245 resulting membranes exhibited better hydrophilicity and better membrane properties, as well as a  
246 relatively high rejection toward heavy metal ions, such as  $Pb^{2+}$  and  $Cd^{2+}$ , e.g. around 98.5% and  
247 97.3%, respectively.

248 Cellulose acetate (CA), originated from natural sources and feedstocks, is a polymer material  
249 widely used in UF membrane manufacture. Such a polymer combines the advantages to have low  
250 cost and high biocompatibility with other materials. Unfortunately, this polymer does not reveal  
251 high enough fluxes, and it can allow preparing low porous sub-layers, as well as easy fouling issues  
252 (Combe et al., 1999). However, the blending of CA with hydrophilic agents may result in  
253 membranes with a superior antifouling property. This has been indeed demonstrated by Lavanya  
254 et al. (2019), who carried out the blending of CA with poly(methyl vinyl ether-alt-maleic acid)  
255 (PMVEMA). The generated membranes displayed enhanced antifouling capacity in the blend  
256 membranes in comparison with the pristine CA membrane. When dealing with their separation  
257 performance, the flux recovery ratio was reached up to 95%. Importantly, the pure water fluxes  
258 of such blend membranes were raised with the content of PMVEMA, since PMVEMA conducted  
259 to higher porosity and hydrophilicity. Concurrently, the blend membranes were also more efficient  
260 for the removal of heavy metal ions compared to pure CA membrane.

261 Taking into account the advantages and disadvantages of polymeric membranes, the popularity of  
262 their use and implementation for removing heavy metal ions is also attributed to their low  
263 manufacture costs and ease of modification. However, such polymeric membranes still lack  
264 different desired properties for membrane separation processes, including the ones that required  
265 high selectivity towards low solutes and species. To date, many works have been done at aiming  
266 the enhancement of the separation performance of the polymeric membranes (as listed in **Table**  
267 **1**). Nevertheless, the membrane fouling and low mechanical strength in polymeric membranes are





268 recognized as the most relevant issue in limiting their application. The development and  
269 manufacture of membranes with high selectivity, permeability, rejection, and superior antifouling  
270 properties are the biggest challenges among scientists who work on membrane development and  
271 separation processes. Despite these drawbacks, the membranes have shown interesting results  
272 during the removal of heavy metal ions. For example, Uddin et al. (2007) analyzed the removal  
273 capacity of two commercial NF polyamide membranes (NF90 and NF200) towards As (III) and  
274 As (V). The effect of the operating conditions on the rejection performance was investigated in the  
275 study. As set by authors, the feed stream contained mainly in tap water together with arsenate and  
276 arsenite. In all tests, As (V) was generally rejected better than As (III), and the membranes offered  
277 the high removals over 98% and 65% for As (V) and As (III), respectively.

278 Amy et al. (1998) previously designed a bench-scale RO process implementing a commercial  
279 membrane (DK2540F manufactured by DESAL) for As removal. The experiments comprised the  
280 single element testing in flat sheet membrane for lake water and deionized water filtration. The  
281 findings demonstrated high removal efficiency towards arsenate (up to 96%), and acceptable  
282 removal efficiency for arsenite (60–85%).

283 More recently, using a different membrane process, i.e. membrane distillation (MD), it has been  
284 demonstrated its ability to effectively separate specific heavy metal ions. For example, direct  
285 contact MD (DCMD) technology can be feasible in removing up to 99.95% arsenic molecules,  
286 like As (III) and As (V), from a contaminated water model solution. Interestingly, this process was  
287 operated for 250 h containing  $500 \mu\text{g L}^{-1}$ , the process did not evidence any change in the permeate  
288 fluxes and As content (Pal and Manna, 2010). Similarly, Manna and Pal (2016) used a similar  
289 DCMD unit, but in this case possessing a hydrophobic flat sheet membrane (nominal pore size  
290  $0.13 \mu\text{m}$ , thickness  $150 \mu\text{m}$ , porosity 70–75%). As a result, the systems proved an As removal of



291 about 100% from contaminated groundwater, and no flux decline was recorded during 4 days of  
292 operation.

293 Today, the most important approach in obtaining membranes with exceptional separation  
294 performance and properties relies on the synthesis and preparation of nanocomposites. This  
295 concept of membranes is well defined together with their features in the following section, and  
296 finally, the progress and latest development works in manufacturing such membranes for heavy  
297 metals removal.

298

### 299 **3. Beginnings of nanocomposite membranes for the removal of heavy metal ions**

300 Polyethersulfone (PES), polysulfone (PSF), PAN, polytetrafluoroethylene, polypropylene, and  
301 PVDF are among the main polymer materials used in the manufacture and production of  
302 membranes for pressure-driven membrane processes. It is known that most of these materials have  
303 excellent permeability, selectivity, and acceptable chemical, mechanical and thermal stability  
304 when used in water treatment applications. Particularly, PSF and PES membranes are the most  
305 used materials for manufacturing UF membranes. Such standard chemically synthesized polymers  
306 are also involved within the fabrication of NF and RO membranes, while polypropylene and PVDF  
307 are more exploited in MF membranes production (Pendergast, & Hoek, 2011). However, it is still  
308 challenging the optimization and enhancement of the separation performance of these pristine  
309 polymeric membranes (Alzahrani& Wahab, 2014), as well as the improvement of some other  
310 physicochemical properties, such as stability, hydrophilicity/hydrophobicity, fouling resistance,  
311 among others (Hana et al., 2016).

312 The enhancement of such properties has been recently breakthrough by using nanotechnology,  
313 which has been extended in a wide range of applications into membrane-based technologies, e.g.  
314 to enhance the membranes' efficiency for the removal of heavy metals, which is a relevant matter

315 within water treatment (Ursino et al., 2018). Nanocomposite membranes are recognized as “*the*  
316 *next generation of membranes*”. In theory, a typical nanocomposite membrane includes the  
317 dispersion or deposition of nanosized filling materials into polymer matrices (Castro-Muñoz et al.,  
318 2018d; Castro-Muñoz et al., 2018e; Song et al., 2012). This concept of membranes can be  
319 implemented in different membrane-based separations, including gas–gas, liquid–liquid, and  
320 liquid–solid separation. In the early 1990s, nanocomposite membranes were initially developed  
321 for membrane gas separation processes (Ahmadizadegan et al., 2018; Robeson, 1991), where  
322 selective zeolites were embedded into polymers to improve both permeability and selectivity (Li  
323 et al., 2017). Due to such success on gas separation approaches, nanocomposite membranes were  
324 then initiated to be explored in other fields of applications and processes, such as sensor  
325 applications (Jiang et al., 2004; Pandey et al., 2018), direct methanol fuel cells (Chen et al., 2006),  
326 lithium-ion battery (Li et al., 2008), proton exchange membrane fuel cells (Boaretti et al., 2017;  
327 Jalani et al., 2005), pervaporation (PV) (Castro-Muñoz et al., 2018e; Yang et al., 2009), organic  
328 solvent nanofiltration (Sorribas et al., 2013), water treatment, to mention just a few.

329 Nanocomposite membranes, also known as mixed matrix membranes (MMM), are not only  
330 tailored by embedding nanosized materials into a continuous matrix phase, nanoparticles or fillers  
331 can also be coated onto the membrane surface, which is actually well denoted as a nanocomposite  
332 membrane. Currently, the preparation and implementation of these membranes are a current trend  
333 in the nanotechnological field for water treatment, especially in the separation of metal ions  
334 (Marino et al., 2017). Importantly, such nanosized filling materials not only possess exceptional  
335 features that may be provided to the primary element (e.g. polymer) but also good compatibility  
336 when embedded. Nanocomposite membranes have concurrently revealed low-fouling issues when  
337 embedding the inorganic materials (Kim and Bruggen, 2010), together with improved permeability  
338 and selectivity, compared with polymeric membranes (Madaeni et al., 2015). To date, plenty of

339 nanosized fillers have been utilized in the preparation of nanocomposite membranes, such as  
340 titanium dioxide (TiO<sub>2</sub>) (Zhang et al., 2013), silver (Ag) (Prince et al., 2014), carbon nanotubes  
341 (CNTs) (Celik et al., 2011), zinc oxide (ZnO) (Balta et al., 2012), copper oxide (CuO) (García et  
342 al., 2017), graphene-based materials (e.g. graphene, graphene oxide or reduced graphene oxide)  
343 (Gontarek et al., 2019; Kashyap, Pratihari and Behera, 2016; Xia and Ni, 2015), alumina (Al<sub>2</sub>O<sub>3</sub>)  
344 (Arsuaga et al., 2013), silica (SiO<sub>2</sub>) (Yu et al., 2009), magnetite (Fe<sub>3</sub>O<sub>4</sub>) (Alam et al., 2016), cobalt  
345 (Co) (Gzara et al., 2016), zirconium dioxide (ZrO<sub>2</sub>) (Maximous et al., 2010), clay (Mierzwa et al.,  
346 2013) and zeolites (e.g. NaX) (Fathizadeh et al., 2011), among others. For instance, **Table 2**  
347 summarizes recent studies in which such inorganic fillers have been filled among several polymers  
348 and then applied in different applications of water treatment, wastewater treatment, toxic and metal  
349 ions removal from water.

350

351 **Table 2.** Different filling materials embedded into nanocomposite membranes for different water  
352 treatment applications.

353

354 Specially, these nanocomposite membranes have shown valid insights during the removal of  
355 metal ions. For example, Bahadar et al. (2015) developed and tested ZnO-filled CA nanocomposite  
356 membranes for the separation of Zn<sup>2+</sup>, Cd<sup>2+</sup>, Pb<sup>2+</sup>, Mn<sup>2+</sup>, Ni<sup>2+</sup>, Fe<sup>2+</sup>, Al<sup>3+</sup>, Sb<sup>3+</sup>, and Sr<sup>3+</sup>,  
357 concluding that these membranes were highly selective towards Fe<sup>2+</sup>. Furthermore, the developed  
358 membranes displayed acceptable permeability ranged from 0.9 up to 6.6 L m<sup>-2</sup> h<sup>-1</sup> bar<sup>-1</sup>. Some  
359 authors have tailored nanocomposite membranes based on functionalized multi-walled carbon  
360 nanotube (MWCNT)/polysulfone (Shah and Murthy, 2013), which also has demonstrated ability  
361 for heavy metal removal (up to 98%). In this study, the percent of rejection towards heavy metal  
362 was noted to increase by increasing the MWCNTs amount due to MWCNTs reduced the



363 membranes' pore size, the best nanocomposite performances were about 94.2% and 78.2%  
364 removal for Cr(VI) and Cd(II), respectively. It is important to mention that pristine polymer offered  
365 only 10.2% and 9.9% removal, respectively. Here, the use of inorganic materials is showing  
366 remarkable enhancement of polymeric membranes towards heavy metal ions retention. Therefore,  
367 the research community is today putting big efforts into the development of novel nanocomposite  
368 membranes that may efficiently separate heavy metal ions from several aqueous streams. Herein,  
369 the following section provides the progress, latest developments and breakthroughs in the field.

370

371

#### 372 **4. Progress in nanocomposite membranes for heavy metal ions separation**

373 To date, different categories of fillers and additives have been involved in the manufacture of  
374 nanocomposite membranes. Graphene oxide (GO) is likely one of the main materials that has been  
375 fully explored. GO has attracted the attention of the research community, especially for the  
376 separation of toxic ions and organic molecules in polluted water (An et al., 2016). GO has proven  
377 its excellent separation ability towards different molecules (e.g. water molecules) and ions. GO  
378 possesses interlayer nano-capillary networks that are formed thanks to their connected interlayer  
379 spaces, together with the gaps between edges of non-interlocked neighbouring GO sheets (An et  
380 al., 2016; He et al., 2015), facilitating the transport of molecules or ions through the GO membrane.  
381 At this point, multiple factors, including molecules' size or ions, the charge of ions, and numerous  
382 interactions (such as electrostatic interaction, metal coordination, and cation- $\pi$  interaction between  
383 ions and GO sheets) strictly influence the separation performance of the GO. These properties  
384 make to consider GO as a promising candidate material within the removal of pharmaceutical  
385 traces from water and wastewater (Sophia et al., 2016). More interestingly, the embedding of GO  
386 can also bring some benefits to the properties of the polymeric membranes, e.g. thanks to the high



387 hydrophilicity of GO, the change of the hydrophobic to hydrophilic nature of polymeric  
388 membranes has been done, resulting in enhanced permeation fluxes (Xia et al., 2015). As an  
389 example, Chang et al. (2014) analyzed the synergistic effect of GO and PVP on the performance  
390 of PVDF UF membranes. The study found out that the membrane's hydrophilicity and anti-fouling  
391 properties were enhanced by the addition of both GO and PVP. The authors concluded that this  
392 enhancement could be associated with the possible formation of hydrogen bonds between PVP  
393 and GO. Recognizing the multiple benefits that GO has given to polymeric membranes,  
394 researchers have initiated the improvement of the structural features of GO, e.g. the chemical  
395 modification has been an alternative in the field. According to researchers' insights, the chemical  
396 modification (to a positive charge) of GO is suggested for better metal ions removal efficiency (Yu  
397 Zhang et al., 2015). In this sense, Xu et al. (2014) performed the chemical functionalization of  
398 graphene oxide (f-GO) through a simple covalent functionalization with 3-  
399 aminopropyltriethoxysilane (APTS). The resulting organosilane-GO was then filled in PVDF UF  
400 membranes (Xu et al., 2014), the PVDF/ f-GO membranes had higher hydrophilicity, water flux,  
401 and protein rejection than pristine PVDF membranes and conventional PVDF/GO membranes. For  
402 instance, the membranes, containing 1wt.% f-GO, released a high permeate flux of about 401.3 L  
403  $\text{m}^{-2} \text{h}^{-1}$ , a higher value compared to the one provided by the pristine PVDF (ca. 240 L  $\text{m}^{-2} \text{h}^{-1}$ )  
404 and PVDF/GO membranes, pointing out that these composite membranes also had better anti-  
405 fouling properties due to their higher hydrophilicity (Xu et al., 2014).

406 More recently, Zhang et al. (2017) carried out the cross-linking procedure in GO composite with  
407 isophorone diisocyanate (IPDI), later coated on PVDF membrane. Basically, the cross-linking  
408 methodology helped to improve the removal of dyes (over 96%) and heavy metal ions ( $\text{Pb}^{2+}$ ,  $\text{Cu}^{2+}$ ,  
409  $\text{Cd}^{2+}$ ,  $\text{Cr}^{3+}$ ) (between 40-70 %) in the MF membrane compared to the pattern GO-PVDF  
410 membrane. It is worth mentioning that these composite membranes also showed high permeation



411 rates between  $80\text{-}100\text{ L m}^{-2}\text{ h}^{-1}\text{ bar}^{-1}$  under low external pressure (i.e. 1.0 bar). By embedding  
412 modified magnetic GO (MMGO), it was also eventuated a significant increase in the pure water  
413 flux due to changes in surface roughness and hydrophilicity of PES NF membranes. Regarding the  
414 copper and dye removal ability of the membranes remarkably increased thanks to the presence of  
415 hydrophilic functional groups on the surface of MMGO hybrid. The prepared NF membrane,  
416 containing 0.5 wt.% MMGO hybrid, demonstrated the highest copper ions removal (ca. 92%)  
417 (Abdi et al., 2018). The authors also stated that these GO-filled NF membranes can also be good  
418 candidates in other types of water treatment applications, such as water softening, decolorization,  
419 natural organic matter removal (Wei et al., 2018).

420 A more recent approach to improving GO-based nanocomposite PVDF membranes was done by  
421 Ren et al. (2019), who fabricated PVDF-GO membrane via electrospinning with immobilization  
422 of nano-zero valent iron (nZVI) particles. Such particles were deposited on the surface by *in-situ*  
423 synthesis. This membrane was designed and tested to remove Cd (II) and trichloroethylene (TCE)  
424 contaminants from groundwater, following a mechanism of gravity-driven membrane filtration. In  
425 principle, the hydrophilicity and improved membrane flux was obtained by the functionalization  
426 of GO into PVDF. Results showed that the hydrophilicity of the membranes increased by raising  
427 the GO concentration, leading to an improved permeability property. This resulted in the  
428 achievement of high and stable fluxes of  $255\text{ L m}^{-2}\text{ h}^{-1}$  for Cd and  $265\text{ L m}^{-2}\text{ h}^{-1}$  for TCE.  
429 Moreover, using 1 wt.% GO loaded PVDF-GO-nZVI membrane, removal performances of 100%  
430 and 82% were successfully achieved towards Cd (II) and TCE, respectively. The authors attributed  
431 such relevant Cd removal to a chemisorption phenomenon, while the TCE removal mechanism  
432 consisted of a multi-step dechlorination process involving several reactions. To sum up, the study  
433 has demonstrated that the functionalized PVDF-GO membrane can be a promising barrier for  
434 water remediation due to its high reactivity towards the evaluated pollutants.



435 An interesting future approach on GO-based nanofillers for nanocomposite filtration membranes  
436 has been the one synthesized by Ma et al. (2020). They embedded GO-polyethylene glycol (P-GO)  
437 into a PVDF ultrafiltration membrane and thus proposed such a composite membrane for removing  
438 heavy metals within a wastewater treatment strategy. The membranes prepared via phase inversion  
439 method revealed outstanding results in terms of improved hydrophilicity, permeability and  
440 antifouling properties, while crosslinking between polyethylene glycol and GO contributed to an  
441 increase in thermal stability, pore size as well as surface porosity. The membrane containing 0.5  
442 wt.% P-GO obtained the highest water flux of  $94 \text{ L m}^{-2} \text{ h}^{-1}$ . This was due to the hydrophilicity  
443 provided by the embedded hydrophilic functional groups into the membrane matrix. The same  
444 membrane formulation showed a 94% bovine serum albumin rejection rate, indicating good  
445 separation properties. Furthermore, excellent antifouling properties were acquired by the obtention  
446 of the lowest surface roughness, the lowest total and irreversible resistance values, as well as by a  
447 78% flux recovery obtained after 3 performance cycles. Antifouling property of the membrane  
448 was assigned to hydrophilic groups forming a hydration layer that repulses pollutant contact and  
449 contaminant deposition. The authors highlighted that further studies must be conducted on the  
450 application of this nanocomposite membrane towards the removal of heavy metals due to its  
451 excellent anti-fouling, permeability and hydrophilicity properties.

452 **Table 3** enlists some of the latest studies in nanocomposite membrane synthesis for heavy metal  
453 removal reported by the research community. It is obvious that the separation performance of a  
454 membrane depends on multiple factors, but the membrane preparation procedure is crucial.  
455 Regardless of these important factors, most of the nanocomposite membranes generally display  
456 removal rates ranged from 27 to 100%.

457

458 **Table 3.** Latest development works on tailoring novel nanocomposite membranes for heavy



459 metal ions removal.

460

461 For instance, Ali et al. (2019) reported a 98% zinc ions ( $Zn^{2+}$ ) removal from synthetic water  
462 through filling functionalized MWCNTs into PVC, in which the retention rate was stable over 60  
463 min process time. Interestingly, these membranes also allowed to remove more than 70% zinc ions  
464 ( $Zn^{2+}$ ), when treating real wastewater effluent. The core of success in these membranes was the  
465 chemical functionalization of the MWCNTs. The authors stated that the resulting removal  
466 efficiency of CNT membrane could be associated with the high absolute zeta potential together  
467 with the hydrophilicity of the fillers embedded on the inside surface of the hollow fiber membrane,  
468 and of course the plenty number of oxygen functional groups on CNT surfaces. Theoretically, the  
469 removal capacity can be a function of electrostatic interactions among the positive charge of  $Zn^{2+}$   
470 ions and the negative charge surface of CNTs at specific conditions (e.g. higher pH values) (Lu  
471 and Chiu, 2006), which foster the strong surface complexation reaction. This enabled the  
472 membranes to demonstrate high adsorption ability, as represented in **Figure 1**. The use of  
473 sulfonated MWCNTs also represents a promising pathway in membranes with efficient removal  
474 of heavy metals, these membranes had shown an adsorption removal over 59% for Cu (II) ions  
475 (Ge et al., 2014). Such MWCNTs membranes were also enabled to remove about 99.2% of other  
476 types of toxic components, e.g. rhodamine B (Peydayesh et al., 2018).

477

478 **Figure 1.** Adsorption and desorption mechanisms of zinc ions in functionalized MWCNTs (Ali et  
479 al., 2019).

480 Another example of surface functionalization of materials in nanocomposite membranes showing  
481 promising results on ion removal regards the polyether imide (PEI) nanofiltration membrane using  
482 a nanofiller additive, which consisted of L-cysteine modified glycidyl-polyhedral oligomeric

483 silsesquioxane (POSS) (Bandehali et al., 2020). The PEI membrane filled with 1 wt.% of L-  
484 cysteine modified-POSS provided an outstanding separation efficiency towards  $\text{Cr}^{+2}$  and  $\text{Na}^{+}$  ions  
485 with a rejection percentage of 79% and 80%, respectively, which was attributed to the porous  
486 membrane morphology and the presence of negatively charged hydrophilic functional groups on  
487 the membrane surface, both features promoted the absorption of positively charged ions, as well  
488 as an increase of ion adsorption active spots (Bandehali et al., 2019). Moreover, L-cysteine  
489 functionalized POSS NPs incorporated into the PEI nanofiltration membrane led to a cross-linking  
490 reaction between the amino groups ( $\text{NH}_2$ ) in L-cysteine modified-POSS filler and imide rings in  
491 PEI. This increased the membrane surface hydrophilicity due to the hydroxyl ( $-\text{OH}$ ), carboxyl ( $-\text{COOH}$ ) and amine ( $-\text{NH}_2$ ) functional groups present in these materials, resulting in high water  
492 permeation fluxes of  $95 \text{ L m}^{-2} \text{ h}^{-1}$  (in 1 wt.% of L-cysteine modified-POSS-PEI composite), from  
493  $17.63 \text{ L m}^{-2} \text{ h}^{-1}$  in neat PEI membrane. In addition to the exceptional performance, the modified  
494 filler also offered other benefits to the nanocomposite membranes, such as improved the  
495 antifouling properties to the resulting nanocomposite membranes by decreasing the roughness, a  
496 flux recovery ratio of 95%, increased degree of wetting, as well as an increment in the membrane  
497 surface smoothness, which all added up to the obtention of a better membrane structure for  
498 avoiding salt accumulation.  
499

500 To date, the blending of inorganic phases into polymers has been also a smart alternative for the  
501 simultaneous removal of different types of heavy metal ions. At this point, the filling of multiple  
502 fillers is likely a feasible option for such a task. For instance, Suresh et al. (2018) tailored a hybrid  
503 nanocomposite membrane embedding carbon nanofibers and  $\text{TiO}_2$  into PAN polymer, the  
504 generated hybrid membranes have proved rejection percentages of 87%, 73%, 66% towards  $\text{Pb}^{2+}$ ,  
505  $\text{Cu}^{2+}$ ,  $\text{Cd}^{2+}$  metal ions, respectively. Towards the efficient separation of  $\text{Pb}^{2+}$ , Suresh et al. (2018)  
506 explored and demonstrated that amino-functionalized metal-organic frameworks (MOFs)



507 combined with a ceramic ultrafiltration membrane represent to be an effective material for the  $\text{Pb}^{2+}$   
508 removal, which revealed at least 61.4% removal, whereas the best efficiency depended on the  
509 operating conditions, but it reached up to 100% (Yin et al., 2016). It is worth mentioning that the  
510 UF process also exhibited high flux ca.  $1,300 \text{ L m}^{-2} \text{ h}^{-1}$  (at 0.23 Mpa), which was stable during  
511 120 min operating time.

512  
513 Very recently, another kind of MOF-based nanocomposite has proven an unprecedented removal,  
514 ca. 100%, of multiple heavy metal ions from wastewaters. Yuan et al. (2019) developed a  
515 composite asymmetric membrane by coating  $\text{Al}_2\text{O}_3$  with ZIF-300, as illustrated in **Figure 2**.

516  
517 **Figure 2.** Graphical drawing of ZIF-300 deposited on alumina for metal ion removal and organic  
518 dye from water (Yuan et al., 2019).

519  
520 The success of Yuan's membranes was based on the impressive size-exclusion mechanism of ZIF-  
521 300. As reported by the authors, this water-stable MOF may possess an aperture size of pores  
522 around  $7.9 \text{ \AA}$ , which represents a larger kinetic diameter than the one of water ( $\text{H}_2\text{O}$ ,  $\sim 2.8 \text{ \AA}$ ), but  
523 still smaller than the hydrated diameter of heavy metal ions (e.g.  $\text{Cu}^{2+}$ ,  $\text{Co}^{2+}$ ,  $\text{Cd}^{2+}$ ,  $\text{Al}^{2+}$ ). The  
524 membranes remarkably reached to remove completely such compounds (Yuan et al., 2019).  
525 Furthermore, the ZIF-300 membrane demonstrated a high permeation (water permeance of  $39.2 \text{ L}$   
526  $\text{m}^{-2} \text{ h}^{-1} \text{ bar}^{-1}$ ) and rejection rate of 99.2% towards  $\text{CuSO}_4$ , together with stable performance.  
527 Towards the coating of different materials on organic or inorganic supports, Ibrahim et al. (2018)  
528 combined PSF and poly[styrene-alt-(N-4-benzoylglycine-maleamic acid)] cumene terminated  
529 (PAH) to remove over 91% for  $\text{Pb}^{2+}$  and 72% for  $\text{Cd}^{2+}$  ions. In fact, the authors concluded an



530 impressive adsorption ability of such composite, which led to the UF process to be enough for the  
531 efficient removal of these heavy metal ions.

532 Among novel materials for UF, MF and NF filtration processes, ceramic materials are also  
533 promising tools for wastewater treatment due to their large specific surface area and convenient  
534 interior pore structure for filtration, catalysis and adsorption (Wu et al., 2019). Fe-based ceramic  
535 nanomaterials were used by Wu et al. (2019) for the fabrication of vacuum filtered membranes  
536 (VFMs) and polymer mixed e-spinning membranes (ESPMs), which were later assayed for Cd<sup>2+</sup>  
537 ions removal from aqueous solutions. During the ceramic synthesis, a hydrothermal method was  
538 implemented for tailoring the Fe-based nanomaterials using FeOOH and  $\mu$ -Fe<sub>2</sub>O<sub>3</sub> nanowires as  
539 well as Fe<sub>3</sub>O<sub>4</sub> NPs. Experimentally, VFMs showed a higher removal capacity than ESPMs; in  
540 contrast, ESPMs demonstrated to have better mechanical strength and stability. Particularly, VFM  
541 exhibited the highest Cd<sup>2+</sup> adsorption capacity, ca. 29.3 mg g<sup>-1</sup>, owed to a larger surface area  
542 provided by NPs in the membrane and a plenty internal pore structure, however, this resulted in  
543 drawbacks in terms of structural reliability shown by looseness and micro-cracks after the third  
544 filtration process, therefore, further studies aimed to improve mechanical strength properties  
545 should be conducted. On the other hand, nanoparticles doped ESPM after the fourth filtration  
546 maintained the original structure without fractures thanks to the better ductility properties and  
547 magnetic cores inside the nanofiber. According to the authors, chemical sorption, consisting of  
548 electron exchange between membranes and ions, was suggested to be the rate-controlling  
549 mechanism for Cd<sup>2+</sup> adsorption, but the Cd adsorption mechanism was also indicated to be a multi-  
550 step process involving an external membrane surface adsorption and intraparticle diffusion. As  
551 concluding remarks from this study, it was observed that the ESPMs adsorption capacity was  
552 definitely enhanced with the Fe<sub>3</sub>O<sub>4</sub> NPs as membrane precursors, but Cd<sup>2+</sup> removal capacity should  
553 be improved in further studies by possibly modifying the polymers on the membrane surface.



554 Within the last years of research on novel materials for improving nanocomposite fillers, particular  
555 attention has been given to mostly synthetic-based fillers, leaving aside green material-based ones,  
556 which are categorized in such a way due to their plant, animal, or natural origin. In this framework,  
557 Kamari and Shahbazi (2020) initiated and innovated the preparation of green nanofillers made  
558 from  $\text{Fe}_3\text{O}_4$  magnetic NPs coated with rice husk extracted silica ( $\text{SiO}_2$ ) functionalized with 3-  
559 Aminopropyl trimethoxy silane. The obtained  $\text{Fe}_3\text{O}_4@ \text{SiO}_2\text{-NH}_2$  nanofiller was then embedded  
560 into the matrix of a PES NF membrane, and subsequently tested the removal of Cd (II) and methyl  
561 red dye coming from industrial effluents. Results showed that the membrane presented an  
562 asymmetrical morphology and highly dense layer, assigned to the fact  $\text{Fe}_3\text{O}_4@ \text{SiO}_2\text{-NH}_2$  nanofiller  
563 acted as a pore causing agent, promoting porosity. It was also seen that greater concentration  
564 amounts (ca. 0.5 wt.%) of the nanofiller into the membrane demonstrated to increase the water  
565 diffusion due to its hydrophilic functional groups (such as amine) present on the surface. The  
566 membrane filled with 0.5wt.%  $\text{Fe}_3\text{O}_4@ \text{SiO}_2\text{-NH}_2$  yielded the best salt rejection performance, as  
567 well as the highest removal efficiencies of 93% and 97% for Cd (II) and methyl red dye,  
568 respectively. Cd (II) adsorption was also found to be enhanced by the presence of polar primary  
569 amine  $\text{NH}_2$  functional groups on the surface, acting as active binding sites. While methyl red dye  
570 adsorption was associated with the electrostatic interactions and non-covalent bonds given by the  
571 hydrophilicity nature of the green nanofiller. In addition to this, an excellent antifouling capacity  
572 was revealed by the novel membrane together with good reusability property for Cd removal, e.g.  
573 it demonstrated a 7% decrease in removal efficiency after the fifth Cd (II) filtration cycle. Long-  
574 term stability and anti-contamination properties for methyl red dye removal were also confirmed  
575 by the maintenance of a constant 97% filtration efficiency and a slight decrease in solution flux  
576 after a 40h filtration process. Hence, this pioneering study should be considered as a starting point



577 within the implementation of green material-based nanofillers for filtration membranes since it has  
578 proven to be an innovative promising alternative for the removal of pollutants.

579 Up to now, it is evident that nanocomposite membranes implemented in UF, MF and NF processes  
580 for the removal of heavy metals is a research field with a promising future ahead, coring the  
581 development of sustainable wastewater treatment strategies. At this point, research efforts must  
582 continue to be done on discovering innovative mixtures of nanocomposite materials and their  
583 interactions, that may result in membrane enhancements in terms of mechanical strength,  
584 adsorption mechanisms, metal removal efficiency rates, antifouling, reusability, permeability, and  
585 selectivity properties. All these properties will foster the implementation of efficient and reliable  
586 processes. Based on current findings, the research community is extensively working on the  
587 development of novel types of composites. For instance, **Table 4** presents a variety of novel  
588 nanocomposites that have not been implemented yet in the fabrication of filtration membranes,  
589 however, they represent a promising future since they count with effective adsorption mechanisms,  
590 innovative material combinations and also synthesized following novel methodologies for the  
591 removal of heavy metals, offering new clues on what is next on improving nanocomposite  
592 membrane technology. It is quite possible that such new composites will be assayed in membrane-  
593 based separations expecting acceptable performance based on their relevant findings in separating  
594 metal ions from water systems.

595  
596 **Table 4.** Novel nanocomposite materials with outstanding heavy metal removal efficiency that  
597 have not been implemented in membranes.

598  
599 Recently, Dinh et al. (2020) tailored a chitosan-MnO<sub>2</sub> nanocomposite which was tested as an  
600 adsorbent to remove Cr(VI) from an aqueous solution. Thanks to its high Langmuir monolayer



601 adsorption capacity of about  $61.5 \text{ mg g}^{-1}$ , this new material displayed high Cr removal (of about  
602 94%) in the effluent from industrial zones. The authors claimed that electrostatic attraction was  
603 fundamental to the uptake of Cr onto the composite. Importantly, such composite was also  
604 evaluated during 5 cycles, showing a removal efficiency decrease up to 80%. Unlike Dinh's study,  
605 a core-shell structured nanocomposite of zero-valent iron with carbon (ZVI@C) exhibited a  
606 tremendous adsorption capacity (over  $800 \text{ mg g}^{-1}$  for Cr) and thus revealing an acceptable Cr (VI)  
607 removal efficiency of 80% (Zhou et al., 2020).

608 The adsorption capacity depends on the characteristics of elements forming the nanocomposite,  
609 their synergistic effect and their resulting properties, for example, Mahmoud et al. (2019) notified  
610 a higher adsorption capacity in  $\text{SiO}_2\text{@VB9}$  nanocomposite for Pb (over  $900 \text{ mg g}^{-1}$ ) than Cd (ca.  
611  $562 \text{ mg g}^{-1}$ ) and Cu (ca.  $152 \text{ mg g}^{-1}$ ), such metal uptake capacities allowed to the resulting  
612 composite to show high removal efficiency ranged from 81 to 100% for all tested heavy metal  
613 ions. Dai et al. (2020) have very recently proved that the strategic selection of the elements  
614 proposed for the nanocomposite fabrication may result in a high-performance material, for  
615 instance, Dai et al. introduced  $\text{Fe}_3\text{O}_4/\text{GO}$  composite into graphitic carbon nitride  $\text{g-C}_3\text{N}_4$ , which  
616 provided an impressive U (VI) extraction capacity (up to  $2880 \text{ mg g}^{-1}$ ) together with high removal  
617 efficiency (ca. 96 %). Due to its chemisorption properties, an EDTA modified magnetic iron oxide  
618 loaded with sawdust carbon ( $\text{EDTA@Fe}_3\text{O}_4/\text{SC}$ ) composite has demonstrated a 98% Cd (II)  
619 removal capacity; according to the study, the Cd (II) removal efficiency increased as pH value and  
620 adsorbent dose increase. Moreover, this nanocomposite also presented good multi-metal ion  
621 uptake (over 80%) for Zn (II), Cd (II), Cu (II), Pb (II), Ni (II), Co (II), As (III), U (VI), and high  
622 adsorption efficiency (ca. 83%) after three cycles, proving an input of its reusability. At this point,  
623 most of the newly nanocomposite materials (presented in **Table 4**) release a satisfactorily good  
624 metal ion uptake ability being potential candidates for the fabrication of membranes towards water



625 purification and disinfection (Castro-Muñoz, 2020b). However, the synthesis and preparation  
626 methodologies, as well as the resulting cost, implied in the fabrication protocols may represent a  
627 drawback during the further implementation of such materials in membranes. Even if the ongoing  
628 progress and innovation of new composite materials have been pointed out over this review, the  
629 economic feasibility related to the fabrication cost is a critical driver for their establishment and  
630 implementation. Unfortunately, economic feasibility, which may represent a profitable and  
631 competitive business, is a fundamental factor for the investment of companies and suppliers  
632 (Urbancová, 2013; Skapa, 2012). Herein, scientists must also be focused on developing new  
633 materials and fabrication protocols considering fewer sources and less costly aimed at producing  
634 economically sustainable materials. In this context, there is today a new trend in utilizing green  
635 and bio-based materials for the development of economically viable feedstocks and products.  
636 Since different carbonaceous materials, such as GO, activated carbon and CNTs, have shown their  
637 potentiality as adsorbents for copper decontamination (Ren et al. 2013), it is likely that other  
638 potential materials, like biochar, may also be a promising candidate in the preparation of  
639 composites. It is worth mentioning that biochar is commonly manufactured by pyrolysis of  
640 biomass and plant-based derivatives. Therefore, the synthesis and usage of biochar represent an  
641 environmentally friendly way to produce low-cost adsorbents (Marousek et al., 2020ab), which  
642 have been recently involved in the fabrication of membranes for the selective separation of  
643 phosphate from phosphate-rich wastewaters (Mohammadi et al., 2020).

644 Most of the nanocomposite materials and membranes tend to display impressive metal ion uptake,  
645 and more importantly, some composites can concurrently remove more than one type of ion.  
646 However, to core the complete resource recovery (i.e. water), it is important to consider the  
647 synthesis of nanocomposite membranes which may offer the simultaneous removal of heavy metal  
648 ions and organic contaminants, e.g. Zhang et al. (2020) developed composite membranes filling





649 polydopamine-coated ferric oxide ( $\text{Fe}_3\text{O}_4@\text{PDA}$ ) in PES. In addition to the higher permeabilities  
650 of the composite membranes (e.g. over  $2600 \text{ L/m}^2 \text{ h bar}$  corresponding to 20wt.%  $\text{Fe}_3\text{O}_4@\text{PDA}$   
651 PES membrane) compared to the pristine PES, the composites achieved competitive adsorptive  
652 removal of  $\text{Pb}^{2+}$  and catalytic degradation of methylene blue, e.g. acceptable  $\text{Pb}^{2+}$  removal  
653 efficiency (above 80%) together with high methylene blue degradation (above 90%). In this case  
654 of study, the authors strategically designed the composite to display a synergistic effect. For  
655 example, the phenolic hydroxy and amino groups on the surface of PDA were able to chelate the  
656 cations to promote the adsorption of heavy metal ions, while the electron transfer in the Fenton-  
657 like reaction was promoted due to the phenoquinone structure of the surface of the PDA, boosting  
658 the catalytic reaction. With a similar scope, Fan et al. (2019) documented the simultaneous and  
659 rapid removal of organic micropollutants (bisphenol) and metal ions ( $\text{Pb}^{2+}$ ) using an electrospun  
660  $\beta$ -cyclodextrin/chitosan/polyvinyl alcohol nanofibers. These novel nanocomposites exhibited a  
661 large number of adsorption sites, e.g. the cyclodextrin owed a featured molecule structure with a  
662 hydrophilic outer surface and hydrophobic inner cavity for binding organic contaminants while  
663 chitosan has plenty of hydroxyl and amino groups to form complex with metal ions and thus  
664 remove them. Both authors concluded that their nanocomposites represent a new pathway to deal  
665 with hard-to-be-treated wastewaters (e.g. paper making, leather, textile, etc.)

## 666 **5. Concluding remarks, future perspectives, and strategies for new researchers in the field**

668 Throughout this review paper, it has been recognized the potential ability of polymeric membranes  
669 in separating various heavy metal ions, including  $\text{Cd}^{2+}$ ,  $\text{Pb}^{2+}$ ,  $\text{Ni}^{2+}$ ,  $\text{Cu}^{2+}$ ,  $\text{Al}^{3+}$ ,  $\text{Co}^{2+}$ ,  $\text{Zn}^{2+}$ ,  $\text{Mn}^{2+}$ ,  
670  $\text{Cr}^{4+}$ , among others. These membranes can exhibit a removal efficiency between 77-99%.  
671 However, by smartly introducing inorganic nanomaterials into polymer membranes,  
672 nanocomposite membranes have overcome the main drawbacks of polymeric membranes together  
673 with improved removal efficiencies up to 100%. This review has released a clear outlook on the

674 benefits of implementing composite membranes for the separation and removal of a wide range of  
675 toxic and heavy metal ions, in which their elimination from water has been proposed attending the  
676 current worldwide necessity for clean water scarcity.

677 To date, a huge number of studies have provided promising proofs and insights that the MF  
678 composite membranes have been able to remove macropollutants, but the separation of  
679 micropollutants may need the usage of UF and NF membranes. Interestingly, nanocomposite  
680 membranes have shown their impressive adsorption ability for the removal of heavy metal ions,  
681 being strongly dependent on the smart selection of the inorganic materials according to their  
682 physicochemical features. This means that the adsorption efficiency of nanoparticles and their  
683 sieving mechanism must be considered during the tailored manufacturing of nanocomposite  
684 membranes towards the removal of specific heavy metal ions. In the light of process feasibility,  
685 nanocomposite membranes have also shown enough features to be implemented in efficient  
686 separation processes with good permeation rates, which is also a relevant parameter in terms of  
687 productivity. Based on the current findings of this review, and the current developments works and  
688 efforts in developing new composite materials, it is likely that the research community will  
689 continue looking for new inorganic and hybrid materials that could not only overcome the  
690 drawbacks (such as permeation and retention rates) of polymeric membranes but also  
691 physicochemical properties (e.g. chemical, mechanical and thermal stability) as well. To finalize,  
692 it is presented below some recommendations for planning the research of new researchers aiming  
693 to improve the efficiency of nanocomposite membranes:

- 694 • Initially, researchers must identify the potential polymers that display high enough removal  
695 efficiency. Based on this, further investigation can be planned and directed based on the  
696 main bottleneck and weakness of the pristine polymers.



- 697
- When dealing with filling nanomaterials into polymers, it is essential to mention that such  
698 inorganic phases must be smartly embedded considering two important factors: 1) the  
699 physicochemical features of the nanomaterials (porosity, stability, morphology, among  
700 others), and ii) their metal uptake mechanisms related to the removal of heavy metals  
701 (sieving, adsorption, size-exclusion, etc.). Such basic analysis will bring big benefits in a  
702 shorter time and fewer sources, i.e. low filler loading may synergistically improve the  
703 properties of polymer membranes. For example, 1wt.% GO loaded PVDF-GO-nZVI  
704 membrane cannot only reach high 100% Cd (II) removal but also impressive permeation  
705 fluxes (ca.  $255 \text{ L m}^{-2} \text{ h}^{-1}$ ) (Ren et al., 2019), which is also an important factor during the  
706 feasibility of large scale processes. Finally, the usage of a low quantity of fillers will result  
707 in a reduced membrane cost.
  - The membrane preparation protocols also play an important role in the resulting separation  
708 efficiency in membranes. Even if most of the advances in the field have been assigned to  
709 the properties of the nanomaterials, it is also important to point out that the exploration of  
710 new membrane fabrication procedures, together with the improvement of the existing ones,  
711 will allow tailoring of substantially enhanced membranes. This also applies when  
712 embedding simultaneously more than one inorganic phase.
  - Most of the research has satisfactorily demonstrated excellent performance towards metal  
713 ion separations, however, there are few reports demonstrating the feasibility of the  
714 membranes in a long-term operation, which is a current lack in research. By extending the  
715 testing of membranes, the chemical engineers will have a better outlook about the  
716 potentiality of membranes for possible implementation in industrial processes.
  - To finalize, based on the relevant insights and ability of the novel nanocomposite materials  
717 enlisted in **Table 4**, it is recommended to the new scientists to explore the ability of such  
718  
719  
720



721 new materials into membrane processes for the removal of metal ions. Importantly, the  
722 separation efficiency of membrane processes not only depends on membrane features but  
723 also on the operating conditions.

724

## 725 **Acknowledgements**

726 R. Castro-Muñoz acknowledges the School of Science and Engineering and the FEMSA-  
727 Biotechnology Center at Tecnológico de Monterrey for their support through the Bioprocess  
728 (0020209I13) Focus Group. Financial support from Polish National Agency for Academic  
729 Exchange (NAWA) under Ulam Programme (Agreement No. PPN/ULM/2020/1/00005/U/00001)  
730 is also gratefully acknowledged. The Regional Government of Castilla y León and the EU-FEDER  
731 programme [grant numbers CLU 2017-09 and UIC 071] are also gratefully acknowledged.

732

733

## 734 **References**

735

736 Abdi, G., Alizadeh, A., Zinadini, S., & Moradi, G. (2018). Removal of dye and heavy metal ion  
737 using a novel synthetic polyethersulfone nanofiltration membrane modified by magnetic  
738 graphene oxide / metformin hybrid. *Journal of Membrane Science*, 552(July 2017), 326–  
739 335. <https://doi.org/10.1016/j.memsci.2018.02.018>

740 Abedini, R., Mousavi, S. M., & Aminzadeh, R. (2011). A novel cellulose acetate (CA)  
741 membrane using TiO<sub>2</sub> nanoparticles: Preparation, characterization and permeation study.  
742 *Desalination*, 277(1–3), 40–45. <https://doi.org/10.1016/j.desal.2011.03.089>

743 Ahmad, A., Jamshed, F., Riaz, T., Sabad-E-Gul, Waheed, S., Sabir, A., ... Jamil, T. (2016). Self-  
744 sterilized composite membranes of cellulose acetate/polyethylene glycol for water  
745 desalination. *Carbohydrate Polymers*, 149, 207–216.  
746 <https://doi.org/10.1016/j.carbpol.2016.04.104>

747 Ahmad, A. L., Abdulkarim, A. A., Ismail, S., & Seng, O. B. (2016). Optimization of PES / ZnO  
748 mixed matrix membrane preparation using response surface methodology for humic acid



- 749 removal. *Korean Journal of Chemical Engineering*, 33(3), 997–1007.  
750 <https://doi.org/10.1007/s11814-015-0221-9>
- 751 Ahmadizadegan H., Esmailzadeh D., Ranjbar M., Marzban Z., G. F. (2018). Synthesis and  
752 characterization of polyester bionanocomposite membrane with ultrasonic irradiation  
753 process for gas permeation and antibacterial activity. *Ultrasonic Sonochemistry*, 41, 538–  
754 550. <https://doi.org/10.1016/j.ultsonch.2017.10.020>
- 755 Ahmed, F., Santos, C. M., Mangadlao, J., Advincula, R., & Rodrigues, D. F. (2013).  
756 Antimicrobial PVK: SWNT nanocomposite coated membrane for water purification:  
757 Performance and toxicity testing. *Water Research*, 47(12), 3966–3975.  
758 <https://doi.org/10.1016/j.watres.2012.10.055>
- 759 Akar, N., Asar, B., Dizge, N., & Koyuncu, I. (2013). Investigation of characterization and  
760 biofouling properties of PES membrane containing selenium and copper nanoparticles.  
761 *Journal of Membrane Science*, 437, 216–226. <https://doi.org/10.1016/j.memsci.2013.02.012>
- 762 Alam, J., Alhoshan, M., Dass, L. A., Shukla, A. K., Muthumareeswaran, M. R., Hussain, M., &  
763 Aldwayyan, A. S. (2016). Atomic layer deposition of TiO<sub>2</sub> film on a polyethersulfone  
764 membrane: separation applications. *Journal of Polymer Research*, 23(9).  
765 <https://doi.org/10.1007/s10965-016-1063-9>
- 766 Ali, S., Aziz, S., Rehman, U., Ali, I., & Usman, M. (2019). Efficient removal of zinc from water  
767 and wastewater effluents by hydroxylated and carboxylated carbon nanotube membranes :  
768 Behaviors and mechanisms of dynamic filtration. *Journal of Hazardous Materials*, 365(19),  
769 64–73. <https://doi.org/10.1016/j.jhazmat.2018.10.089>
- 770 Alpatova, A., Kim, E. S., Sun, X., Hwang, G., Liu, Y., & Gamal El-Din, M. (2013). Fabrication  
771 of porous polymeric nanocomposite membranes with enhanced anti-fouling properties:  
772 Effect of casting composition. *Journal of Membrane Science*, 444, 449–460.  
773 <https://doi.org/10.1016/j.memsci.2013.05.034>
- 774 Alzahrani, S., & Wahab, A. (2014). Journal of Water Process Engineering Challenges and trends  
775 in membrane technology implementation for produced water treatment : A review. *Journal*  
776 *of Water Process Engineering*, 4, 107–133. <https://doi.org/10.1016/j.jwpe.2014.09.007>
- 777 Amy, G., Edwards, M., Benjamin, M., Carlsson, K., Chwirka, J., Brandhuber, P., ... Vagliasindi,  
778 F. (1998). Draft Report. *AWWARF*, 1–20.
- 779 An, D., Yang, L., Wang, T., & Liu, B. (2016). *Separation Performance of Graphene Oxide*  
780 *Membrane in Aqueous Solution*. <https://doi.org/10.1021/acs.iecr.6b00620>

- 781 Andrade, P. F., de Faria, A. F., Quides, F. J., Oliveira, S. R., Alves, O. L., Arruda, M. A. Z., &  
782 Goncalves, M. do C. (2015). Inhibition of bacterial adhesion on cellulose acetate  
783 membranes containing silver nanoparticles. *Cellulose*, 22(6), 3895–3906.  
784 <https://doi.org/10.1007/s10570-015-0752-6>
- 785 Arsuaga, J., Sotto, A., del Rosario, G., Martínez, A., Molina, S., Teli, S. B., & de Abajo, J.  
786 (2013). Influence of the type, size, and distribution of metal oxide particles on the properties  
787 of nanocomposite ultrafiltration membranes. *Journal of Membrane Science*, 428, 131–141.  
788 <https://doi.org/10.1016/j.memsci.2012.11.008>
- 789 Badrinezhad, L., & Ghasemi, S. (2017). Preparation and characterization of polysulfone /  
790 graphene oxide nanocomposite membranes for the separation of methylene blue from water.  
791 *Polymer Bulletin*. <https://doi.org/10.1007/s00289-017-2046-7>
- 792 Bahadar, S., Alamry, K. A., Bifari, E. N., Asiri, A. M., Yasir, M., Gzara, L., & Zulfiqar, R.  
793 (2015). Journal of Industrial and Engineering Chemistry Assessment of antibacterial  
794 cellulose nanocomposites for water permeability and salt rejection. *Journal of Industrial  
795 and Engineering Chemistry*, 24, 266–275. <https://doi.org/10.1016/j.jiec.2014.09.040>
- 796 Bai, H., Liu, Z., & Sun, D. D. (2012). Applied Catalysis B : Environmental A hierarchically  
797 structured and multifunctional membrane for water treatment. “*Applied Catalysis B,  
798 Environmental*”, 111–112, 571–577. <https://doi.org/10.1016/j.apcatb.2011.11.009>
- 799 Balta, S., Sotto, A., Luis, P., Benea, L., Bruggen, B. Van Der, & Kim, J. (2012). A new outlook  
800 on membrane enhancement with nanoparticles : The alternative of ZnO. *Journal of  
801 Membrane Science*, 389, 155–161. <https://doi.org/10.1016/j.memsci.2011.10.025>
- 802 Bandehali, S., Parvizian, F., Moghadassi, A., & S., H. (2020). High water permeable PEI  
803 nanofiltration membrane modified by L-cysteine functionalized POSS nanoparticles with  
804 promoted antifouling/separation performance. *Separation and Purification Technologies in  
805 Biorefineries*, 237, 116361.
- 806 Ben-Sasson, M., Lu, X., Bar-Zeev, E., Zodrow, K. R., Nejati, S., Qi, G., ... Elimelech, M.  
807 (2014). In situ formation of silver nanoparticles on thin-film composite reverse osmosis  
808 membranes for biofouling mitigation. *Water Research*, 62, 260–270.  
809 <https://doi.org/10.1016/j.watres.2014.05.049>
- 810 Ben-Sasson, M., Zodrow, K. R., Genggeng, Q., Kang, Y., Giannelis, E. P., & Elimelech, M.  
811 (2014). Surface functionalization of thin-film composite membranes with copper  
812 nanoparticles for antimicrobial surface properties. *Environmental Science and Technology*,



- 813 48(1), 384–393. <https://doi.org/10.1021/es404232s>
- 814 Bey, S. Criscuoli, A., Figoli, A., Leopold, A., Simone, S., Benamor, M., Drioli, E. (2010).  
815 Removal of As(V) by PVDF hollow fibers membrane contactors using Aliquat-336 as  
816 extractant. *Desalination*, 264, 193-200.
- 817 Boaretti, C., Pasquini, L., Sood, R., Giancola, S., Donnadio, A., Roso, M., ... Cavaliere, S.  
818 (2017). Mechanically stable nanofibrous sPEEK/Aquivion® composite membranes for fuel  
819 cell applications. *Journal of Membrane Science*, 545(June 2017), 66–74.  
820 <https://doi.org/10.1016/j.memsci.2017.09.055>
- 821 Castro-Muñoz, R., Rodríguez-Romero, V., Yáñez-Fernández, J., Fíla, V. (2017). Water  
822 production from food processing wastewaters by integrated membrane systems: Sustainable  
823 approach. *Water Technology and Sciences*, 8 (6), 129-136.
- 824 Castro-Muñoz, R., Conidi, C., & Cassano, A. (2018b). Membrane-based technologies for  
825 meeting the recovery of biologically active compounds from foods and their by-products.  
826 *Critical Reviews in Food Science and Nutrition*, 0(0), 1–22.  
827 <https://doi.org/10.1080/10408398.2018.1478796>
- 828 Castro-Muñoz, R., Galiano, F., Fíla, V., Drioli, E., & Figoli, A. (2018e). Mixed matrix  
829 membranes (MMMs) for ethanol purification through pervaporation : current state of the  
830 art. *Reviews in Chemical Engineering* <https://doi.org/10.1515/revce-2017-0115>.  
831 <https://doi.org/https://doi.org/10.1515/revce-2017-0115>
- 832 Castro-Muñoz, R., Martín-Gil, V., Ahmad, M. Z., & Fíla, V. (2018d). Matrimid® 5218 in  
833 preparation of membranes for gas separation - current state-of-the-art. *Chemical*  
834 *Engineering Communications*, 205, 161–196.  
835 <https://doi.org/http://dx.doi.org/10.1080/00986445.2017.1378647>
- 836 Castro-Muñoz, R., Barragán-Huerta, B. E., Fíla, V., Denis, P. C., & Ruby-Figueroa, R. (2018a).  
837 Current Role of Membrane Technology: From the Treatment of Agro-Industrial by-  
838 Products up to the Valorization of Valuable Compounds. *Waste and Biomass Valorization*,  
839 9(4), 513–529. <https://doi.org/10.1007/s12649-017-0003-1>
- 840 Castro-Muñoz, R., De La Iglesia, Ó., Fíla, V., Téllez, C., Coronas, J. (2018c). Pervaporation-  
841 assisted esterification reactions by means of mixed matrix membranes. *Industrial and*  
842 *Engineering Chemistry Research*. 57, 15998–16011. doi: 10.1021/acs.iecr.8b01564 .
- 843 Castro-Muñoz, R., Yáñez-Fernández, J., & Fíla, V. (2016). Phenolic compounds recovered from  
844 agro-food by-products using membrane technologies: An overview. *Food Chemistry*, 213,





- 845 753–762. <https://doi.org/10.1016/j.foodchem.2016.07.030>
- 846 Castro-Muñoz, R. (2020a). Breakthroughs on tailoring pervaporation membranes for water  
847 desalination: A review. *Water Research*, 187, 116428.
- 848 Castro-Muñoz, R. (2020b). The Role of New Inorganic Materials in Composite Membranes for  
849 Water Disinfection. *Membranes*, 10, 101.
- 850 Castro-Muñoz, R., Ahmad, M.Z., Fíla, V. (2020). Tuning of nano-based materials for embedding  
851 into low-permeability polyimides for a featured gas separation. *Frontiers in Chemistry*, 7,  
852 1–14. doi: 10.3389/fchem.2019.00897
- 853 Celik, E., Park, H., Choi, H., & Choi, H. (2011). Carbon nanotube blended polyethersulfone  
854 membranes for fouling control in water treatment. *Water Research*, 45(1), 274–282.  
855 <https://doi.org/10.1016/j.watres.2010.07.060>
- 856 Chabot, V., Higgins, D., Yu, A., & Xiao, X. (2014). A review of graphene and graphene oxide  
857 sponge: material synthesis and applications to energy and the environment. *Energy Environ.*  
858 *Sci.*, 7, 1564–1596. <https://doi.org/10.1039/c3ee43385d>
- 859 Chang, X., Wang, Z., Quan, S., Xu, Y., Jiang, Z., & Shao, L. (2014). Applied Surface Science  
860 Exploring the synergetic effects of graphene oxide ( GO ) and polyvinylpyrrolidone ( PVP )  
861 on poly ( vinylidene fluoride ) ( PVDF ) ultrafiltration membrane performance. *Applied*  
862 *Surface Science*, 316, 537–548. <https://doi.org/10.1016/j.apsusc.2014.07.202>
- 863 Chao, Y., Xing, Z., Quan, X., Chang, Y., & Shao, L. (2016). Positively charged nanofiltration  
864 membranes via economically mussel-substance-simulated co-deposition for textile  
865 wastewater treatment. *Chemical Engineering Journal*, 303, 555–564.  
866 <https://doi.org/10.1016/j.cej.2016.06.024>
- 867 Chen, M., Shafer-peltier, K., Randtke, S. J., & Peltier, E. (2018). Modeling arsenic ( V ) removal  
868 from water by micellar enhanced ultra fi ltration in the presence of competing anions.  
869 *Chemosphere*, 213, 285–294. <https://doi.org/10.1016/j.chemosphere.2018.09.046>
- 870 Chen, Z., Holmberg, B., Li, W., Wang, X., Deng, W., Munoz, R., & Yan, Y. (2006).  
871 Nafion/zeolite nanocomposite membrane by in situ crystallization for a direct methanol fuel  
872 cell. *Chemistry of Materials*, 18(24), 5669–5675. <https://doi.org/10.1021/cm060841q>
- 873 Chung, Y. T., Ba-abbad, M. M., & Mohammad, A. W. (2016). Functionalization of zinc oxide (   
874 ZnO ) nanoparticles and its effects on polysulfone-ZnO membranes. *Desalination and*  
875 *Water Treatment*, 3994(July 2017), 0. <https://doi.org/10.1080/19443994.2015.1067168>
- 876 Combe, C., Molis, E., Lucas, P., Riley, R., & Clark, M. M. (1999). The effect of CA membrane





- 877 properties on adsorptive fouling by humic acid. *Journal of Membrane Science*, 154(1), 73–  
878 87. [https://doi.org/10.1016/S0376-7388\(98\)00268-3](https://doi.org/10.1016/S0376-7388(98)00268-3)
- 879 Criscuoli, A., & Carnevale, M. C. (2015). Membrane distillation for the treatment of waters  
880 contaminated by arsenic, fluoride and uranium. In A. Figoli, J. Hoinkis, & J. Bundschuh  
881 (Eds.), *Membrane Technologies for Water Treatment* (pp. 237–255). CRC Press  
882 Taylor&Francis Group.
- 883 Crock, C. A., Rogensues, A. R., Shan, W., & Tarabara, V. V. (2013). Polymer nanocomposites  
884 with graphene-based hierarchical fillers as materials for multifunctional water treatment  
885 membranes. *Water Research*, 47(12), 3984–3996.  
886 <https://doi.org/10.1016/j.watres.2012.10.057>
- 887 Dai, Z., Sun, Y., Zhang, H., Ding, D., & Li, L. (2020). Photocatalytic reduction of U(VI) in  
888 wastewater by mGO/g-C<sub>3</sub>N<sub>4</sub> nanocomposite under visible LED light irradiation.  
889 *Chemosphere*, 254, 3–9. <https://doi.org/10.1016/j.chemosphere.2020.126671>
- 890 Daraei, P., Madaeni, S. S., Ghaemi, N., Khadivi, M. A., Astinchap, B., & Moradian, R. (2013).  
891 Enhancing antifouling capability of PES membrane via mixing with various types of  
892 polymer modified multi-walled carbon nanotube. *Journal of Membrane Science*, 444, 184–  
893 191. <https://doi.org/10.1016/j.memsci.2013.05.020>
- 894 Dinh, V. P., Nguyen, M. D., Nguyen, Q. H., Do, T. T. T., Luu, T. T., Luu, A. T., ... Tan, L. V.  
895 (2020). Chitosan-MnO<sub>2</sub> nanocomposite for effective removal of Cr (VI) from aqueous  
896 solution. *Chemosphere*, 257, 127147. <https://doi.org/10.1016/j.chemosphere.2020.127147>
- 897 Dipheko, T. D., Matabola, K. P., Kotlhao, K., Moutloali, R. M., & Klink, M. (2017). Fabrication  
898 and Assessment of ZnO Modified Polyethersulfone Membranes for Fouling Reduction of  
899 Bovine Serum Albumin, *International Journal of Polymer Science*, 2017, 1-8.
- 900 Ekambaram, K., & Doraisamy, M. (2017). Carboxymethylchitosan-Zinc oxide  
901 bionanocomposite for the removal of inorganic salts and humic acid. *Colloids and Surfaces*  
902 *A*, 525(January), 49–63. <https://doi.org/10.1016/j.colsurfa.2017.04.071>
- 903 Escobar, I. C., Bruggen, B. Van Der, Sci, J. A. P., Zhai, L., Li, G., Xu, Y., ... Wang, S. (2015).  
904 *Special Issue : Microfiltration and Ultrafiltration Membrane Science and Technology 1*.  
905 <https://doi.org/10.1002/app.42002>
- 906 Fathizadeh, M., Aroujalian, A., & Raisi, A. (2011). Effect of added NaX nano-zeolite into  
907 polyamide as a top thin layer of membrane on water flux and salt rejection in a reverse  
908 osmosis process. *Journal of Membrane Science*, 375(1–2), 88–95.

- 909 <https://doi.org/10.1016/j.memsci.2011.03.017>
- 910 Fan, J., Luo, J., Zhang, X., Zhen, B., Dong, C., Li, Y., Shen, J., Cheng, Y., Chen, H. (2019). A  
911 novel electrospun  $\beta$ -CD/CS/PVA nanofiber membrane for simultaneous and rapid removal  
912 of organic micropollutants and heavy metal ions from water. *Chemical Engineering*  
913 *Journal*, 378, 122232.
- 914 Figoli, A., Criscuoli, A., & Hoinkis, J. (2010). Review of membrane processes for arsenic  
915 removal from drinking water. In A. et al. Figoli (Red), *The Global Arsenic Problem* (First  
916 edit, bll 131–146). CRC Press, Taylor & Francis Group.
- 917 García, A., Rodríguez, B., Oztürk, D., Rosales, M., Diaz, D. I., & Mautner, A. (2017).  
918 Incorporation of CuO nanoparticles into thin-film composite reverse osmosis membranes  
919 (TFC-RO) for antibiofouling properties. *Polymer Bulletin*, 1–17.  
920 <https://doi.org/10.1007/s00289-017-2146-4>
- 921 Ge, Y., Li, Z., Xiao, D., Xiong, P., & Ye, N. (2014). Sulfonated multi-walled carbon nanotubes  
922 for the removal of copper ( II ) from aqueous solutions. *Journal of Industrial and*  
923 *Engineering Chemistry*, 20, 1765–1771. <https://doi.org/10.1016/j.jiec.2013.08.030>
- 924 Goh, K., Setiawan, L., Wei, L., Si, R., Fane, A. G., Wang, R., & Chen, Y. (2015). Graphene  
925 oxide as effective selective barriers on a hollow fiber membrane for water treatment  
926 process. *Journal of Membrane Science*, 474, 244–253.  
927 <https://doi.org/10.1016/j.memsci.2014.09.057>
- 928 Gontarek, E., Macedonio, F., Militano, F., Giorno, L., Lieder, M., Politano, A., ... Gugliuzza, A.  
929 (2019). Adsorption-assisted transport of water vapour in super-hydrophobic membranes  
930 filled with multilayer graphene platelets. *Nanoscale*, 11(24), 11521–11529.  
931 <https://doi.org/10.1039/c9nr02581b>
- 932 Grosso, V., Vuono, D., Bahattab, M. A., Di Profio, G., Curcio, E., Al-Jilil, S. A., ...  
933 Fontananova, E. (2014). Polymeric and mixed matrix polyimide membranes. *Separation*  
934 *and Purification Technology*, 132, 684–696. <https://doi.org/10.1016/j.seppur.2014.06.023>
- 935 Gzara, L., Ahmad Rehan, Z., Khan, S. B., Alamry, K. A., Albeirutty, M. H., El-Shahawi, M. S.,  
936 ... Asiri, A. M. (2016). Preparation and characterization of PES-cobalt nanocomposite  
937 membranes with enhanced anti-fouling properties and performances. *Journal of the Taiwan*  
938 *Institute of Chemical Engineers*, 65, 405–419. <https://doi.org/10.1016/j.jtice.2016.04.012>
- 939 Han, Y., Xu, Z., & Gao, C. (2013). Ultrathin Graphene Nanofiltration Membrane for Water  
940 Purification. *Advanced Functional Materials*, 23, 3693–3700.



- 941 <https://doi.org/10.1002/adfm.201202601>
- 942 Hana, N., Abu, H., & Tan, W. L. (2016). Natural Composite Membranes for Water  
943 Remediation : Toward a Sustainable Tomorrow. M.I. Ahmad et al. (eds.), *Renewable*  
944 *Energy and Sustainable Technologies for Building and Environmental Applications*, 25–50.  
945 <https://doi.org/10.1007/978-3-319-31840-0>
- 946 He, L., Dumée, L. F., Feng, C., Velleman, L., Reis, R., She, F., ... Kong, L. (2015). Promoted  
947 water transport across graphene oxide – poly ( amide ) thinfilm composite membranes and  
948 their antibacterial activity. *Desalination*, 365, 126–135.  
949 <https://doi.org/10.1016/j.desal.2015.02.032>
- 950 Hoek, E. M. V., Ghosh, A. K., Huang, X., Liong, M., & Zink, J. I. (2011). Physical-chemical  
951 properties, separation performance, and fouling resistance of mixed-matrix ultrafiltration  
952 membranes. *Desalination*, 283, 89–99. <https://doi.org/10.1016/j.desal.2011.04.008>
- 953 Hong, J., & He, Y. (2012). Effects of nano sized zinc oxide on the performance of PVDF micro  
954 filtration membranes. *Desalination*, 302, 71–79. <https://doi.org/10.1016/j.desal.2012.07.001>
- 955 Huang, J., Shi, L., Zeng, G., Li, H., & Huang, H. (2019). Removal of Cd ( II ) by micellar  
956 enhanced ultra fi ltration : Role of SDS behaviors on membrane with low concentration.  
957 *Journal of Cleaner Production*, 209, 53–61. <https://doi.org/10.1016/j.jclepro.2018.10.247>
- 958 Ibrahim, G. P. S., Isloor, A. M., Asiri, A. M., Ismail, A. F., Kumar, R., & Imran, M. (2018).  
959 Performance intensi fi cation of the polysulfone ultrafiltration membrane by blending with  
960 copolymer encompassing novel derivative of poly ( styrene-co- maleic anhydride ) for  
961 heavy metal removal from wastewater. *Chemical Engineering Journal*, 353(May), 425–435.  
962 <https://doi.org/10.1016/j.cej.2018.07.098>
- 963 Isawi, H., El-sayed, M. H., Feng, X., Shawky, H., & Abdel, M. S. (2016). Applied Surface  
964 Science Surface nanostructuring of thin film composite membranes via grafting  
965 polymerization and incorporation of ZnO nanoparticles. *Applied Surface Science*, 385, 268–  
966 281. <https://doi.org/10.1016/j.apsusc.2016.05.141>
- 967 Jalani, N. H., Dunn, K., & Datta, R. (2005). Synthesis and characterization of Nafion®-MO<sub>2</sub> (M  
968 = Zr, Si, Ti) nanocomposite membranes for higher temperature PEM fuel cells.  
969 *Electrochimica Acta*, 51(3), 553–560. <https://doi.org/10.1016/j.electacta.2005.05.016>
- 970 Jiang, C., Markutsya, S., Pikus, Y., & Tsukruk, V. V. (2004). Freely suspended nanocomposite  
971 membranes as highly sensitive sensors. *Nature Materials*, 3(10), 721–728.  
972 <https://doi.org/10.1038/nmat1212>



- 973 Joshi, S., Kataria, N., Garg, V. K., & Kadirvelu, K. (2020). Pb<sup>2+</sup> and Cd<sup>2+</sup> recovery from water  
974 using residual tea waste and SiO<sub>2</sub>@TW nanocomposites. *Chemosphere*, 257, 127277.  
975 <https://doi.org/10.1016/j.chemosphere.2020.127277>
- 976 Kamari, S., & Shahbazi, A. (2020). Biocompatible Fe<sub>3</sub>O<sub>4</sub>@SiO<sub>2</sub>-NH<sub>2</sub> nanocomposite as a  
977 green nanofiller embedded in PES–nanofiltration membrane matrix for salts, heavy metal  
978 ion and dye removal: Long–term operation and reusability tests. *Chemosphere*, 243,  
979 125282.
- 980 Kar, S., Subramanian, M., Ghosh, A. K., Bindal, R. C., Prabhakar, S., Nuwad, J., ... Tewaria, P.  
981 K. (2011). Potential of nanoparticles for water purification: A case study on anti-biofouling  
982 behaviour of metal based polymeric nanocomposite membrane. *Desalination and Water  
983 Treatment*, 27(1–3), 224–230. <https://doi.org/10.5004/dwt.2011.1967>
- 984 Kashyap, S., Pratihari, S. K., & Behera, S. K. (2016). Strong and ductile graphene oxide  
985 reinforced PVA nanocomposites. *Journal of Alloys and Compounds*, 684, 254–260.  
986 <https://doi.org/10.1016/j.jallcom.2016.05.162>
- 987 Kataria, N., & Garg, V. K. (2018). Green synthesis of Fe<sub>3</sub>O<sub>4</sub> nanoparticles loaded sawdust  
988 carbon for cadmium (II) removal from water: Regeneration and mechanism. *Chemosphere*,  
989 208, 818–828.
- 990 Kehrein, P., van Loosdrecht, M., Osseweijer, P., Garfi, M., Dewulf, J., Posada, J. (2020). A  
991 critical review of resource recovery from municipal wastewater treatment plants – market  
992 supply potentials, technologies and bottlenecks. *Environmental Science Water Research &  
993 Technology*, 6, 877-910.
- 994 Khalid, A., Abdel-Karim, A., Ali Atieh, M., Javed, S., & McKay, G. (2018). PEG-CNTs  
995 nanocomposite PSU membranes for wastewater treatment by membrane bioreactor.  
996 *Separation and Purification Technology*, 190(August 2017), 165–176.  
997 <https://doi.org/10.1016/j.seppur.2017.08.055>
- 998 Kim, E. S., Liu, Y., & Gamal El-Din, M. (2013). An in-situ integrated system of carbon  
999 nanotubes nanocomposite membrane for oil sands process-affected water treatment. *Journal  
000 of Membrane Science*, 429, 418–417. <https://doi.org/10.1016/j.memsci.2012.11.077>
- 001 Kim, J., & Bruggen, B. Van Der. (2010). The use of nanoparticles in polymeric and ceramic  
002 membrane structures : Review of manufacturing procedures and performance improvement  
003 for water treatment. *Environmental Pollution*, 158(7), 2335–2349.  
004 <https://doi.org/10.1016/j.envpol.2010.03.024>

- 1005 Kiran, S. A., Thuyavan, Y. L., Arthanareeswaran, G., Matsuura, T., & Ismail, A. F. (2016).  
1006 *Impact of graphene oxide embedded polyethersulfone membranes for the effective treatment*  
1007 *of distillery effluent. 286, 528–537. <https://doi.org/10.1016/j.cej.2015.10.091>*
- 1008 Koseoglu-Imer, D. Y., Kose, B., Altinbas, M., & Koyuncu, I. (2013). The production of  
1009 polysulfone (PS) membrane with silver nanoparticles (AgNP): Physical properties, filtration  
1010 performances, and biofouling resistances of membranes. *Journal of Membrane Science,*  
1011 *428, 620–628. <https://doi.org/10.1016/j.memsci.2012.10.046>*
- 1012 Kumar, V., Kumar, R., Nayak, A., Saleh, A., & Barakat, M. A. (2013). Adsorptive removal of  
1013 dyes from aqueous solution onto carbon nanotubes : A review. *Advances in Colloid and*  
1014 *Interface Science, 194, 24–34. <https://doi.org/10.1016/j.cis.2013.03.003>*
- 1015 Lalia, B. S., Kochkodan, V., Hashaikheh, R., & Hilal, N. (2013). A review on membrane  
1016 fabrication: Structure, properties and performance relationship. *Desalination, 326, 77–95.*  
1017 <https://doi.org/10.1016/j.desal.2013.06.016>
- 1018 Lavanya, C., Balakrishna, R. G., Soontarapa, K., & Padaki, M. S. (2019). Fouling resistant  
1019 functional blend membrane for removal of organic matter and heavy metal ions. *Journal of*  
1020 *Environmental Management, 232*(July 2018), 372–381.  
1021 <https://doi.org/10.1016/j.jenvman.2018.11.093>
- 1022 Lee, J., Chae, H., June, Y., Lee, K., Lee, C., Lee, H. H., ... Lee, J. (2013). Graphene oxide  
1023 nanoplatelets composite membrane with hydrophilic and antifouling properties for  
1024 wastewater treatment. *Journal of Membrane Science, 448, 223–230.*  
1025 <https://doi.org/10.1016/j.memsci.2013.08.017>
- 1026 Li, F., Wan, Y., Chen, J., Hu, X., Tsang, D., Wang, H., & Gao, B. (2020). Novel ball-milled  
1027 biochar-vermiculite nanocomposites effectively adsorb aqueous As(V). *Chemosphere, 260,*  
1028 *127566.*
- 1029 Li, H., Ding, X., Zhang, Y., & Liu, J. (2017). Porous Graphene Nanosheets Functionalized Thin  
1030 Film Nanocomposite Membrane Prepared by Interfacial Polymerization for CO<sub>2</sub>/N<sub>2</sub>  
1031 Separation. *Journal of Membrane Science, 543*(April), 58–68.  
1032 <https://doi.org/10.1016/j.memsci.2017.08.046>
- 1033 Li, N., Tian, Y., Zhang, J., Sun, Z., Zhao, J., Zhang, J., & Zuo, W. (2017). Precisely-controlled  
1034 modification of PVDF membranes with 3D TiO<sub>2</sub>/ZnO nanolayer : enhanced anti-fouling  
1035 performance by changing hydrophilicity and photocatalysis under visible light irradiation.  
1036 *Journal of Membrane Science, 528*(73), 359–368.

- 1037 <https://doi.org/10.1016/j.memsci.2017.01.048>
- 1038 Li, X., Li, J., Bruggen, B. Van Der, Sun, X., Shen, J., Han, W., & Wang, L. (2015). RSC  
1039 Advances membranes functionalized with sol – gel formed. *RSC Advances*, 5, 50711–  
1040 50719. <https://doi.org/10.1039/C5RA05783C>
- 1041 Li, Z. H., Zhang, H. P., Zhang, P., Li, G. C., Wu, Y. P., & Zhou, X. D. (2008). Effects of the  
1042 porous structure on conductivity of nanocomposite polymer electrolyte for lithium ion  
1043 batteries. *Journal of Membrane Science*, 322(2), 416–422.  
1044 <https://doi.org/10.1016/j.memsci.2008.05.074>
- 1045 Liang, S., Xiao, K., Mo, Y., & Huang, X. (2012). A novel ZnO nanoparticle blended  
1046 polyvinylidene fluoride membrane for anti-irreversible fouling. *Journal of Membrane*  
1047 *Science*, 394–395, 184–192. <https://doi.org/10.1016/j.memsci.2011.12.040>
- 1048 Liao, Q., Tu, G., Yang, Z., Wang, H., He, L., Tang, J., & Yang, W. (2019). Simultaneous  
1049 adsorption of As(III), Cd(II) and Pb(II) by hybrid bio-nanocomposites of nano hydroxy  
1050 ferric phosphate and hydroxy ferric sulfate particles coating on *Aspergillus niger*.  
1051 *Chemosphere*, 223, 551–559. <https://doi.org/10.1016/j.chemosphere.2019.02.070>
- 1052 Liu, S., Fang, F., Wu, J., & Zhang, K. (2015). The anti-biofouling properties of thin-film  
1053 composite nanofiltration membranes grafted with biogenic silver nanoparticles.  
1054 *Desalination*, 375, 121–128. <https://doi.org/10.1016/j.desal.2015.08.007>
- 1055 Liu, S., Zhang, M., Fang, F., Cui, L., Wu, J., Field, R., & Zhang, K. (2016). Biogenic silver  
1056 nanocomposite TFC nanofiltration membrane with antifouling properties. *Desalination and*  
1057 *Water Treatment*, 57(23), 10560–10571. <https://doi.org/10.1080/19443994.2015.1040854>
- 1058 Liu, X., Foo, L. X., Li, Y., Lee, J. Y., Cao, B., & Tang, C. Y. (2016). Fabrication and  
1059 characterization of nanocomposite pressure retarded osmosis (PRO) membranes with  
1060 excellent anti-biofouling property and enhanced water permeability. *Desalination*, 389,  
1061 137–148. <https://doi.org/10.1016/j.desal.2016.01.037>
- 1062 Lopez, J., Reig, M., Gibert, O., & Cortina, J. L. (2019). Integration of nanofiltration membranes  
1063 in recovery options of rare earth elements from acidic mine waters. *Journal of Cleaner*  
1064 *Production*, 210, 1249–1260. <https://doi.org/10.1016/j.jclepro.2018.11.096>
- 1065 López, J., Reig, M., Gibert, O., & Cortina, J. L. (2019). Recovery of sulphuric acid and added  
1066 value metals ( Zn , Cu and rare earths ) from acidic mine waters using nanofiltration  
1067 membranes. *Separation and Purification Technology*, 212(November 2018), 180–190.  
1068 <https://doi.org/10.1016/j.seppur.2018.11.022>



- 1069 Lu, C., & Chiu, H. (2006). Adsorption of zinc ( II ) from water with purified carbon nanotubes.  
1070 *Chemical Engineering Science*, *61*, 1138–1145. <https://doi.org/10.1016/j.ces.2005.08.007>
- 1071 Ma, C., Hu, J., Sun, W., Ma, Z., Yang, W., Wang, L., ... Zhang, H. (2020). Graphene oxide-  
1072 polyethylene glycol incorporated PVDF nanocomposite ultrafiltration membrane with  
1073 enhanced hydrophilicity, permeability, and antifouling performance. *Chemosphere*, *253*,  
1074 126649. <https://doi.org/10.1016/j.chemosphere.2020.126649>
- 1075 Ma, J. (2019). Stable graphene oxide-based composite membranes intercalated with  
1076 montmorillonite nanoplatelets for water purification. *J Mater Sci*, *54*, 2241–2255.  
1077 <https://doi.org/10.1007/s10853-018-2997-6>
- 1078 Madaeni, S. S., Ghaemi, N., & Rajabi, H. (2015). 1 - Advances in polymeric membranes for  
1079 water treatment. In *Advances in Membrane Technologies for Water Treatment*.  
1080 <https://doi.org/10.1016/B978-1-78242-121-4.00001-0>
- 1081 Mahmoud, M. E., Osman, M., Yakout, A., & Abdelfattah, A. (2019). Green nanosilica@foli  
1082 Acid (VB9) nanocomposite for engineered adsorptive water remediation of bivalent lead,  
1083 cadmium and copper. *Powder Technology*, *344*, 719–729.
- 1084 Manna, A. K., & Pal, P. (2016). Solar-driven flash vaporization membrane distillation for  
1085 arsenic removal from groundwater : Experimental investigation and analysis of performance  
1086 parameters. *Chemical Engineering and Processing: Process Intensification*, *99*, 51–57.
- 1087 Marino, T., Boerrigter, M., Faccini, M., Chaumette, C., Arockiasamy, L., Bundschuh, J. (2017).  
1088 Photocatalytic activity and synthesis procedures of TiO<sub>2</sub> nanoparticles for potential  
1089 applications in membranes. In J. B. A. Figoli, J. Hoinkis, S.A. Altinkaya (Red), *Application*  
1090 *of Nanotechnology in Membranes for Water Treatment*. CRC Press, Taylor & Francis  
1091 Group.
- 1092 Marousek, J., Stehel, V., Vochozka, M., Kolar, L., Marouskova, A., Strunecky, O., Peterka, J.,  
1093 Kopecky, M., & Shreedhar, S. (2019). Ferrous sludge from water clarification: Changes in  
1094 waste management practices advisable. *Journal of Cleaner Production*, *218*, 458-464.
- 1095 Marousek, J., Kolar, L., Strunecky, O., Kopecky, M., Bartos, P., Marouskova, A., Cudlinova, E.,  
1096 Konvalina, P., Soch, M., Moudry, J., Vanickova, R., Vrbka, J. (2020a). Modified biochars  
1097 present an economic challenge to phosphate management in wastewater treatment plants.  
1098 *Journal of Cleaner Production*, *272*, 123015.
- 1099 Marousek, J., Rowland, Z., Valaskova, K., Kral, P. (2020b). Techno-economic assessment of  
1100 potato waste management in developing economies. *Clean Technologies and Environmental*



- 1101 *Policy*, 22, 937-944.
- 1102 Maximous, N., Nakhla, G., Wan, W., & Wong, K. (2010). Performance of a novel ZrO<sub>2</sub>/PES  
1103 membrane for wastewater filtration. *Journal of Membrane Science*, 352(1–2), 222–230.  
1104 <https://doi.org/10.1016/j.memsci.2010.02.021>
- 1105 Méricq, J.-P., Mendret, J., Brosillon, S., & Faur, C. (2015). High performance PVDF-TiO<sub>2</sub>  
1106 membranes for water treatment. *Chemical Engineering Science*, 123, 283–291.  
1107 <https://doi.org/10.1016/j.ces.2014.10.047>
- 1108 Mierzwa, C., Arieta, V., Verlage, M., Carvalho, J., & Vecitis, C. D. (2013). Effect of clay  
1109 nanoparticles on the structure and performance of polyethersulfone ultrafiltration  
1110 membranes. *Desalination*, 314, 147–158. <https://doi.org/10.1016/j.desal.2013.01.011>
- 1111 Mohammadi, R., Hezarjaribi, M., Lakshmi, D., Sillanpaa, M., Pihlajamaki, A. (2020).  
1112 Application of a novel biochar adsorbent and membrane to the selective separation of  
1113 phosphate from phosphate-rich wastewaters. *Chemical Engineering Journal*, in press,  
1114 <https://doi.org/10.1016/j.cej.2020.126494>
- 1115 Mokhter, M. A., Lakard, S., Magnenet, C., Euvrard, M., & Lakard, B. (2017). Preparation of  
1116 polyelectrolyte-modified membranes for heavy metal ions removal. *Environmental*  
1117 *Technology (United Kingdom)*, 38(19), 2476–2485.  
1118 <https://doi.org/10.1080/09593330.2016.1267265>
- 1119 Mollahosseini, A., & Rahimpour, A. (2014). Interfacially polymerized thin film nanofiltration  
1120 membranes on TiO<sub>2</sub> coated polysulfone substrate. *Journal of Industrial and Engineering*  
1121 *Chemistry*, 20(4), 1261–1268. <https://doi.org/10.1016/j.jiec.2013.07.002>
- 1122 Morales-Torres, S., Pastrana-Mart, L. M., Figueiredo, L., Faria, J. L., & Silva, A. M. T. (2015).  
1123 Graphene oxide based ultrafiltration membranes for photocatalytic degradation of organic  
1124 pollutants in salty water. *Water Research*, 7. <https://doi.org/10.1016/j.watres.2015.03.014>
- 1125 Mulopo, J. (2017). Bleach plant effluent treatment in anaerobic membrane bioreactor (AMBR)  
1126 using carbon nanotube/polysulfone nanocomposite membranes. *Journal of Environmental*  
1127 *Chemical Engineering*, 5(5), 4381–4387. <https://doi.org/10.1016/j.jece.2017.08.027>
- 1128 Ngo, T. H. A., Nguyen, D. T., Do, K. D., Minh Nguyen, T. T., Mori, S., & Tran, D. T. (2016).  
1129 Surface modification of polyamide thin film composite membrane by coating of titanium  
1130 dioxide nanoparticles. *Journal of Science: Advanced Materials and Devices*, 1(4), 468–475.  
1131 <https://doi.org/10.1016/j.jsamd.2016.10.002>
- 1132 Pal, P., & Manna, A. K. (2010). Removal of arsenic from contaminated groundwater by solar-





- 1133 driven membrane distillation using three different commercial membranes. *Water Research*,  
1134 44(19), 5750–5760. <https://doi.org/10.1016/j.watres.2010.05.031>
- 1135 Pandey, A. K., Pandey, P. C., Agrawal, N. R., Das, I. (2018). Synthesis and characterization of  
1136 dendritic polypyrrole silver nanocomposite and its application as a new urea biosensor. *J.*  
1137 *Appl. Polym. Sci.*, (135), 45705. <https://doi.org/DOI: 10.1002/app.45705>
- 1138 Pendergast, M. M., & Hoek, E. M. V. (2011). A review of water treatment membrane  
1139 nanotechnologies. *Energy & Environmental Science*, 1946–1971.  
1140 <https://doi.org/10.1039/c0ee00541j>
- 1141 Pereira, V. R., Isloor, A. M., Bhat, U. K., & Ismail, A. F. (2014). Preparation and antifouling  
1142 properties of PVDF ultrafiltration membranes with polyaniline (PANI) nanofibers and  
1143 hydrolysed PSMA (H-PSMA) as additives. *Desalination*, 351, 220–227.  
1144 <https://doi.org/10.1016/j.desal.2014.08.002>
- 1145 Peydayesh, M., Mohammadi, T., & Bakhtiari, O. (2018). Effective treatment of dye wastewater  
1146 via positively charged TETA- MWCNT / PES hybrid nano filtration membranes.  
1147 *Separation and Purification Technology*, 194(September 2017), 488–502.  
1148 <https://doi.org/10.1016/j.seppur.2017.11.070>
- 1149 Pi, J. K., Yang, H. C., Wan, L. S., Wu, J., & Xu, Z. K. (2016). Polypropylene microfiltration  
1150 membranes modified with TiO<sub>2</sub> nanoparticles for surface wettability and antifouling  
1151 property. *Journal of Membrane Science*, 500, 8–15.  
1152 <https://doi.org/10.1016/j.memsci.2015.11.014>
- 1153 Pichardo-Romero, D., Garcia-Arce, Z. P., Zavala-Ramirez, A., & Castro-Muñoz, R. (2020).  
1154 Current Advances in Biofouling Mitigation in Membranes for Water Treatment : An  
1155 Overview. *Processes*, 8, 182.
- 1156 Pintilie, S. C., Tiron, L. G., Birsan, I. G., Ganea, D., & Balta, S. (2017). Influence of ZnO  
1157 Nanoparticle Size and Concentration on the Polysulfone Membrane Performance. *Materiale*  
1158 *Plastice*, 54, 30–32.
- 1159 Prince, J. A., Bhuvana, S., Boodhoo, K. V. K., Anbharasi, V., & Singh, G. (2014). Synthesis and  
160 characterization of PEG-Ag immobilized PES hollow fiber ultrafiltration membranes with  
161 long lasting antifouling properties. *Journal of Membrane Science*, 454, 538–548.  
162 <https://doi.org/10.1016/j.memsci.2013.12.050>
- 163 Qdais, H. A., & Moussa, H. (2004). Removal of heavy metals from wastewater by membrane  
164 processes: A comparative study. *Desalination*, 164(2), 105–110.

- 1165 [https://doi.org/10.1016/S0011-9164\(04\)00169-9](https://doi.org/10.1016/S0011-9164(04)00169-9)
- 1166 Qin, Z., Geng, C., Guo, H., Du, Z., Zhang, G., & Ji, S. (2013). Synthesis of positively charged  
1167 polyelectrolyte multilayer membranes for removal of divalent metal ions. *Journal of*  
1168 *Materials Research*, 28(11), 1449–1457. <https://doi.org/10.1557/jmr.2013.126>
- 1169 Rabiee, H., Vatanpour, V., Hossein, M., Abadi, D., & Zarrabi, H. (2015). Improvement in flux  
1170 and antifouling properties of PVC ultrafiltration membranes by incorporation of zinc oxide  
1171 (ZnO) nanoparticles. *Separation and Purification Technology*, 156, 299–310.  
1172 <https://doi.org/10.1016/j.seppur.2015.10.015>
- 1173 Rajaeian, B., Heitz, A., Tade, M. O., & Liu, S. (2015). Improved separation and antifouling  
1174 performance of PVA thin film nanocomposite membranes incorporated with carboxylated  
1175 TiO<sub>2</sub> nanoparticles. *Journal of Membrane Science*, 485, 48–59.  
1176 <https://doi.org/10.1016/j.memsci.2015.03.009>
- 1177 Rehan, Z.A., L. Gzara, S. B. Khan, K.A. Alamry, M.S. El-Shahawi, M. H. A. (2016). Synthesis  
1178 and Characterization of Silver Nanoparticles-Filled Polyethersulfone Membranes for  
1179 Antibacterial and Anti-Biofouling Application. *Recent Patents on Nanotechnology*, 10, 1–  
1180 21.
- 1181 Ren, J., Woo, Y. C., Yao, M., Lim, S., Tijing, L. D., & Shon, H. K. (2019). Nanoscale zero-  
1182 valent iron (nZVI) immobilization onto graphene oxide (GO)-incorporated electrospun  
1183 polyvinylidene fluoride (PVDF) nanofiber membrane for groundwater remediation via  
1184 gravity-driven membrane filtration. *Science of the Total Environment*, 688, 787–796.  
1185 <https://doi.org/10.1016/j.scitotenv.2019.05.393>
- 1186 Ren, X., Li, J., Tan, X., Wang, X. (2013). Comparative study of graphene oxide, activated  
1187 carbon and carbon nanotubes as adsorbents for copper decontamination. *Dalton*  
1188 *Transactions*, 42, 5266-5274.
- 1189 Robeson, L. M. (1991). Correlation of separation factor versus permeability for polymeric  
1190 membranes. *Journal of Membrane Science*, 62(2), 165–185. [https://doi.org/10.1016/0376-](https://doi.org/10.1016/0376-7388(91)80060-J)  
1191 [7388\(91\)80060-J](https://doi.org/10.1016/0376-7388(91)80060-J)
- 1192 Ronen, A., Semiat, R., & Dosoretz, C. G. (2013). Impact of ZnO embedded feed spacer on  
1193 biofilm development in membrane systems. *Water Research*, 47(17), 6628–6638.  
1194 <https://doi.org/10.1016/j.watres.2013.08.036>
- 1195 Santos, A. and Judd, S. (2010). The fate of metals in wastewater treated by the activated sludge  
1196 process and membrane bioreactors: A brief review. *Journal of Environmental Monitoring*,

- 1197 12, 110-118.
- 1198 Shah, P., & Murthy, C. N. (2013). Studies on the porosity control of MWCNT/polysulfone  
1199 composite membrane and its effect on metal removal. *Journal of Membrane Science*, 437,  
1200 90–98. <https://doi.org/10.1016/j.memsci.2013.02.042>
- 1201 Shen, J. N., Yu, C. C., Ruan, H. M., Gao, C. J., & Van der Bruggen, B. (2013). Preparation and  
1202 characterization of thin-film nanocomposite membranes embedded with poly(methyl  
1203 methacrylate) hydrophobic modified multiwalled carbon nanotubes by interfacial  
1204 polymerization. *Journal of Membrane Science*, 442, 18–26.  
1205 <https://doi.org/10.1016/j.memsci.2013.04.018>
- 1206 Shen, X., Song, L., Luo, L., Zhang, Y., Zhu, B., Liu, J., ... Zhang, L. (2018). Preparation of  
1207 TiO<sub>2</sub>/C<sub>3</sub>N<sub>4</sub> heterojunctions on carbon-fiber cloth as efficient filter-membrane-shaped  
1208 photocatalyst for removing various pollutants from the flowing wastewater. *Journal of*  
1209 *Colloid And Interface Science*, 532, 798–807. <https://doi.org/10.1016/j.jcis.2018.08.028>
- 1210 Shi, F., Ma, Y., Ma, J., Wang, P., & Sun, W. (2012). Preparation and characterization of  
1211 PVDF/TiO<sub>2</sub> hybrid membranes with different dosage of nano-TiO<sub>2</sub>. *Journal of Membrane*  
1212 *Science*, 389, 522–531. <https://doi.org/10.1016/j.memsci.2011.11.022>
- 1213 Sianipar, M., Kim, S. H., Min, C., Tijjing, L. D., & Shon, H. K. (2016). Potential and  
1214 performance of a polydopamine-coated multiwalled carbon nanotube/polysulfone  
1215 nanocomposite membrane for ultrafiltration application. *Journal of Industrial and*  
1216 *Engineering Chemistry*, 34, 364–373. <https://doi.org/10.1016/j.jiec.2015.11.025>
- 1217 Sile-Yuksel, M., Tas, B., Koseoglu-Imer, D. Y., & Koyuncu, I. (2014). Effect of silver  
1218 nanoparticle (AgNP) location in nanocomposite membrane matrix fabricated with different  
1219 polymer type on antibacterial mechanism. *Desalination*, 347, 120–130.  
1220 <https://doi.org/10.1016/j.desal.2014.05.022>
- 1221 Skapa, S. (2012). Investment Characteristics of Natural Monopoly Companies. *Journal of*  
1222 *Competitiveness*, 4, 36-43.
- 1223 Soghra, S., Zahed, H., Khanlari, S., & Mohammadi, T. (2019). Hydrous metal oxide  
1224 incorporated polyacrylonitrile-based nanocomposite membranes for Cu ( II ) ions removal.  
1225 *Separation and Purification Technology*, 213(December 2018), 151–161.  
1226 <https://doi.org/10.1016/j.seppur.2018.12.027>
- 1227 Song, Q., Nataraj, S. K., Roussenova, M. V., Tan, J. C., Hughes, D. J., Li, W., ... Sivaniah, E.  
1228 (2012). Zeolitic imidazolate framework (ZIF-8) based polymer nanocomposite membranes



- 1229 for gas separation. *Energy & Environmental Science*, 5(8), 8359.
- 1230 <https://doi.org/10.1039/c2ee21996d>
- 1231 Sophia, A. C., Lima, E. C., Allaudeen, N., Rajan, S., Sophia, A. C., Lima, E. C., ... Rajan, S.
- 1232 (2016). Application of graphene based materials for adsorption of pharmaceutical traces
- 1233 from water and wastewater- a review. *Desalination and Water Treatment*, 3994(July 2017),
- 1234 1–14. <https://doi.org/10.1080/19443994.2016.1172989>
- 1235 Sorribas, S., Gorgojo, P., Téllez, C., Coronas, J., & Livingston, A. G. (2013). High flux thin film
- 1236 nanocomposite membranes based on metal-organic frameworks for organic solvent
- 1237 nanofiltration. *Journal of the American Chemical Society*, 135(40), 15201–15208.
- 1238 <https://doi.org/10.1021/ja407665w>
- 1239 Sotto, A., Boromand, A., Balta, S., Kim, J., & Van der Bruggen, B. (2011). Doping of
- 1240 polyethersulfone nanofiltration membranes: antifouling effect observed at ultralow
- 1241 concentrations of TiO<sub>2</sub> nanoparticles. *Journal of Materials Chemistry*, 21, 10311.
- 1242 <https://doi.org/10.1039/c1jm11040c>
- 1243 Suresh, P., Venkatesh, K., Ling, E., Sundaramurthy, J., Singh, G., & Arthanareeswaran, G.
- 1244 (2018). Electrospun carbon nanofibers/TiO<sub>2</sub> -PAN hybrid membranes for effective removal
- 1245 of metal ions and cationic dye. *Environmental Nanotechnology, Monitoring &*
- 1246 *Management*, 10(March), 366–376. <https://doi.org/10.1016/j.enmm.2018.08.006>
- 1247 Tao, Y., Mahmoudi, E., Wahab, A., Benamor, A., Johnson, D., & Hilal, N. (2017). Development
- 1248 of polysulfone-nanohybrid membranes using ZnO-GO composite for enhanced antifouling
- 1249 and antibacterial control. *Desalination*, 402, 123–132.
- 1250 <https://doi.org/10.1016/j.desal.2016.09.030>
- 1251 Teow, Y. H., Ooi, B. S., Ahmad, A. L., & Lim, J. K. (2012). Mixed-Matrix Membrane for
- 1252 Humic Acid Removal: Influence of Different Types of TiO<sub>2</sub> on Membrane Morphology and
- 1253 Performance. *International Journal of Chemical Engineering and Applications*, 3(6), 374–
- 1254 379. <https://doi.org/10.7763/IJCEA.2012.V3.222>
- 1255 Thaçi, B. S., & Gashi, S. T. (2019). Reverse Osmosis Removal of Heavy Metals from
- 1256 Wastewater Effluents Using Biowaste Materials Pretreatment. *Pol. J. Environ. Stud.*, 28(1),
- 1257 337–341. <https://doi.org/10.15244/pjoes/81268>
- 1258 Tzanetakis, N., Taama, W. M., Scott, K., Jachuck, R. J. J., Slade, R. S., & Varcoe, J. (2003).
- 1259 Comparative performance of ion exchange membranes for electrodialysis of nickel and
- 1260 cobalt. *Separation and Purification Technology*, 30(2), 113–127.



- 1261 [https://doi.org/10.1016/S1383-5866\(02\)00139-9](https://doi.org/10.1016/S1383-5866(02)00139-9)
- 1262 Uddin, M. T., Mozumder, M. S. I., Islam, M. A., Deowan, S. A., & Hoinkis, J. (2007).  
1263 Nanofiltration Membrane Process for the Removal of Arsenic from Drinking Water.  
1264 *Chemical Engineering & Technology*, 30(9), 1248–1254.  
1265 <https://doi.org/10.1002/ceat.200700169>
- 1266 Ulbricht, M. (2006). Advanced functional polymer membranes. *Polymer*, 47(7), 2217–2262.  
1267 <https://doi.org/10.1016/j.polymer.2006.01.084>
- 1268 Urbancová, H. (2013). Competitive Advantage Achievement through Innovation and  
1269 Knowledge. *Journal of Competitiveness*, 5, 82-96.
- 1270 Ursino, C., Castro-Muñoz, R., Drioli, E., Gzara, L., Albeirutty, M. H., & Figoli, A. (2018).  
1271 Progress of nanocomposite membranes for water treatment. *Membranes*, 8(2).  
1272 <https://doi.org/10.3390/membranes8020018>
- 1273 Wan, Z., Cho, D. W., Tsang, D. C. W., Li, M., Sun, T., & Verpoort, F. (2019). Concurrent  
1274 adsorption and micro-electrolysis of Cr(VI) by nanoscale zerovalent iron/biochar/Ca-  
1275 alginate composite. *Environmental Pollution*, 247, 410–420.  
1276 <https://doi.org/10.1016/j.envpol.2019.01.047>
- 1277 Wang, Jin, Zhao, C., Wang, T., Wu, Z., & Li, J. (2016). Graphene oxide polypiperazine-amide  
1278 nanofiltration membrane for improving flux and anti-fouling in water purification. *RSC*  
1279 *Advances*, 82174–82185. <https://doi.org/10.1039/C6RA17284A>
- 1280 Wang, Jing, Huang, T., Zhang, L., Yu, Q. J., & Hou, L. (2018). Dopamine crosslinked graphene  
1281 oxide membrane for simultaneous removal of organic pollutants and trace heavy metals  
1282 from aqueous solution. *Environmental Technology (United Kingdom)*, 39, 3055–3065.  
1283 <https://doi.org/10.1080/09593330.2017.1371797>
- 1284 Wang, X., Zhou, K., Ma, Z., Lu, X., Wang, L., Wang, Z., & Gao, X. (2017). Preparation and  
1285 characterization of novel polyvinylidene fluoride/2-aminobenzothiazole modified  
1286 ultrafiltration membrane for the removal of Cr(VI) in wastewater. *Polymers*, 10(1).  
1287 <https://doi.org/10.3390/polym10010019>
- 1288 Wei, Y., Zhang, Y., Gao, X., Ma, Z., & Wang, X. (2018). Multilayered graphene oxide  
1289 membranes for water treatment : A review. *Carbon*, 139(238), 964–981.  
1290 <https://doi.org/10.1016/j.carbon.2018.07.040>
- 1291 Wieszczycka, K., & Staszak, K. (2017). Polymers in separation processes. *Polymer Engineering*,  
1292 235–275. <https://doi.org/10.1515/9783110468281-008>

- 1293 Wu, J., Xue, S., Bridges, D., Yu, Y., Zhang, L., Pooran, J., ... Hu, A. (2019). Fe-based ceramic  
1294 nanocomposite membranes fabricated via e-spinning and vacuum filtration for Cd<sup>2+</sup> ions  
1295 removal. *Chemosphere*, 230, 527–535. <https://doi.org/10.1016/j.chemosphere.2019.05.084>
- 1296 Wu, T., Zhou, B., Zhu, T., Shi, J., Xu, Z., Hu, C., & Wang, J. (2014). RSC Advances Facile and  
1297 low-cost approach towards a PVDF ultra filtration membrane with enhanced hydrophilicity  
1298 and antifouling performance via. *RSC Advances*, 5, 7880–7889.  
1299 <https://doi.org/10.1039/C4RA13476A>
- 1300 Xia, S., & Ni, M. (2015). Preparation of poly (vinylidene fluoride) membranes with graphene  
1301 oxide addition for natural organic matter removal. *Journal of Membrane Science*, 473, 54–  
1302 62. <https://doi.org/10.1016/j.memsci.2014.09.018>
- 1303 Xia, S., Yao, L., Zhao, Y., Li, N., & Zheng, Y. (2015). Preparation of graphene oxide modified  
1304 polyamide thin film composite membranes with improved hydrophilicity for natural organic  
1305 matter removal. *Chemical Engineering Journal*, 280, 720–727.  
1306 <https://doi.org/10.1016/j.cej.2015.06.063>
- 1307 Xu, J., Feng, X., Chen, P., & Gao, C. (2012). Development of an antibacterial copper (II)-  
1308 chelated polyacrylonitrile ultrafiltration membrane. *Journal of Membrane Science*, 413–  
1309 414, 62–69. <https://doi.org/10.1016/j.memsci.2012.04.004>
- 1310 Xu, J., Zhang, L., Gao, X., Bie, H., Fu, Y., & Gao, C. (2015). Constructing antimicrobial  
1311 membrane surfaces with polycation-copper(II) complex assembly for efficient seawater  
1312 softening treatment. *Journal of Membrane Science*, 491, 28–36.  
1313 <https://doi.org/10.1016/j.memsci.2015.05.017>
- 1314 Xu, Z., Zhang, J., Shan, M., Li, Y., Li, B., & Niu, J. (2014). Organosilane-functionalized  
1315 graphene oxide for enhanced antifouling and mechanical properties of polyvinylidene fl  
1316 uoride ultra filtration membranes. *Journal of Membrane Science*, 458, 1–13.  
1317 <https://doi.org/10.1016/j.memsci.2014.01.050>
- 1318 Yang, D., Li, J., Jiang, Z., Lu, L., & Chen, X. (2009). Chitosan/TiO<sub>2</sub> nanocomposite  
1319 pervaporation membranes for ethanol dehydration. *Chemical Engineering Science*, 64(13),  
1320 3130–3137. <https://doi.org/10.1016/j.ces.2009.03.042>
- 1321 Yang, K., Yue, Q., Kong, J., Zhao, P., Gao, Y., Fu, K., & Gao, B. (2016). Microbial diversity in  
1322 combined UAF – UBAF system with novel sludge and coal cinder ceramic fillers for  
1323 tetracycline wastewater treatment. *Chemical Engineering Journal*, 285, 319–330.  
1324 <https://doi.org/10.1016/j.cej.2015.10.019>



- 1325 Yang, M., Zhao, C., Zhang, S., Li, P., & Hou, D. (2017). Applied Surface Science Preparation of  
1326 graphene oxide modified poly ( m-phenylene isophthalamide ) nanofiltration membrane  
1327 with improved water flux and antifouling property. *Applied Surface Science*, 394, 149–159.  
1328 <https://doi.org/10.1016/j.apsusc.2016.10.069>
- 1329 Yang, Z., Wu, Y., Wang, J., Cao, B., & Tang, C. Y. (2016). In situ reduction of silver by  
1330 polydopamine: A novel antimicrobial modification of a thin-film composite polyamide  
1331 membrane. *Environmental Science and Technology*, 50(17), 9543–9550.  
1332 <https://doi.org/10.1021/acs.est.6b01867>
- 1333 Ye, C., An, Q., Wu, J., Zhao, F., Zheng, P., & Wang, N. (2019). Nanofiltration membranes  
1334 consisting of quaternized polyelectrolyte complex nanoparticles for heavy metal removal.  
1335 *Chemical Engineering Journal*, 359(November 2018), 994–1005.  
1336 <https://doi.org/10.1016/j.cej.2018.11.085>
- 1337 Yin, N., Wang, K., Wang, L., & Li, Z. (2016). Amino-functionalized MOFs combining ceramic  
1338 membrane ultrafiltration for Pb ( II ) removal. *Chemical Engineering Journal*, 306, 619–  
1339 628. <https://doi.org/10.1016/j.cej.2016.07.064>
- 1340 Yong, L., Wahab, A., Peng, C., & Hilal, N. (2013). Polymeric membranes incorporated with  
1341 metal / metal oxide nanoparticles : A comprehensive review. *Desalination*, 308, 15–33.  
1342 <https://doi.org/10.1016/j.desal.2010.11.033>
- 1343 Yu, J., Jiang, C., Guan, Q., Ning, P., Gu, J., Chen, Q., ... Miao, R. (2018). Enhanced removal of  
1344 Cr(VI) from aqueous solution by supported ZnO nanoparticles on biochar derived from  
1345 waste water hyacinth. *Chemosphere*, 195, 632–640.  
1346 <https://doi.org/10.1016/j.chemosphere.2017.12.128>
- 1347 Yu, S., Zuo, X., Bao, R., Xu, X., Wang, J., & Xu, J. (2009). Effect of SiO<sub>2</sub> nanoparticle addition  
1348 on the characteristics of a new organic-inorganic hybrid membrane. *Polymer*, 50(2), 553–  
1349 559. <https://doi.org/10.1016/j.polymer.2008.11.012>
- 1350 Yuan, J., Hung, W., Zhu, H., Guan, K., Ji, Y., Mao, Y., ... Jin, W. (2019). Fabrication of ZIF-  
1351 300 membrane and its application for efficient removal of heavy metal ions from  
1352 wastewater. *Journal of Membrane Science*, 572(October 2018), 20–27.  
1353 <https://doi.org/10.1016/j.memsci.2018.10.080>
- 1354 Zhang, A., Zhang, Y., Pan, G., Xu, J., Yan, H., & Liu, Y. (2017). In situ formation of copper  
1355 nanoparticles in carboxylated chitosan layer: Preparation and characterization of surface  
1356 modified TFC membrane with protein fouling resistance and long-lasting antibacterial



- 1357 properties. *Separation and Purification Technology*, 176, 164–172.  
1358 <https://doi.org/10.1016/j.seppur.2016.12.006>
- 1359 Zhang, C., Wei, K., Zhang, W., Bai, Y., Sun, Y., & Gu, J. (2017). Graphene Oxide Quantum  
1360 Dots Incorporated into a Thin Film Nanocomposite Membrane with High Flux and  
1361 Antifouling Properties for Low-Pressure Nanofiltration. *ACS Applied Materials &*  
1362 *Interfaces*, 9, 11082–11094, <https://doi.org/10.1021/acsami.6b12826>
- 1363 Zhang, M., Field, R. W., & Zhang, K. (2014). Biogenic silver nanocomposite polyethersulfone  
1364 UF membranes with antifouling properties. *Journal of Membrane Science*, 471, 274–284.  
1365 <https://doi.org/10.1016/j.memsci.2014.08.021>
- 1366 Zhang, M., Zhang, K., De Gusseme, B., & Verstraete, W. (2012). Biogenic silver nanoparticles  
1367 (bio-Ag 0) decrease biofouling of bio-A 0/PES nanocomposite membranes. *Water*  
1368 *Research*, 46(7), 2077–2087. <https://doi.org/10.1016/j.watres.2012.01.015>
- 1369 Zhang, P., Gong, J., Zeng, G., Deng, C., Yang, H., & Liu, H. (2017). Cross-linking to prepare  
1370 composite graphene oxide-framework membranes with high-flux for dyes and heavy metal  
1371 ions removal. *Chemical Engineering Journal*, 322, 657–666.  
1372 <https://doi.org/10.1016/j.cej.2017.04.068>
- 1373 Zhang, S., Qiu, G., Ting, Y. P., & Chung, T. S. (2013). Silver-PEGylated dendrimer  
1374 nanocomposite coating for anti-fouling thin film composite membranes for water treatment.  
1375 *Colloids and Surfaces A: Physicochemical and Engineering Aspects*, 436, 207–214.  
1376 <https://doi.org/10.1016/j.colsurfa.2013.06.027>
- 1377 Zhang, Xia, Wang, Y., Liu, Y., Xu, J., Han, Y., & Xu, X. (2014). Preparation , performances of  
1378 PVDF / ZnO hybrid membranes and their applications in the removal of copper ions.  
1379 *Applied Surface Science*, 316, 333–340. <https://doi.org/10.1016/j.apsusc.2014.08.004>
- 1380 Zhang, Xin, Shi, B., & Liu, X. (2013). Preparation of polysulfone ultrafiltration membranes  
1381 modified by silver particles. *Desalination and Water Treatment*, 51(19–21), 3762–3767.  
1382 <https://doi.org/10.1080/19443994.2013.781569>
- 1383 Zhang, Yang, Wan, Y., Shi, Y., Pan, G., Yan, H., Xu, J., ... Liu, Y. (2016). Facile modification  
1384 of thin-film composite nanofiltration membrane with silver nanoparticles for anti-  
1385 biofouling. *Journal of Polymer Research*, 23(5), 1–9. [https://doi.org/10.1007/s10965-016-](https://doi.org/10.1007/s10965-016-0992-7)  
1386 [0992-7](https://doi.org/10.1007/s10965-016-0992-7)
- 1387 Zhang, Yanhong, Liu, F., Ji, C., Yuan, R., Wu, H., & Li, A. (2019). TAP / GMA @ CN metal-  
1388 chelating membrane for enhanced and efficient capture of Cu ( II ). *Journal of Membrane*





- 1389 *Science*, 570–571(October 2018), 362–370. <https://doi.org/10.1016/j.memsci.2018.10.069>
- 1390 Zhang, Yu, Zhang, S., & Chung, T. (2015). Nanometric Graphene Oxide Framework Membranes  
1391 with Enhanced Heavy Metal Removal via Nanofiltration. *Environ. Sci. Technol.*, 49,  
1392 10235–10242. <https://doi.org/10.1021/acs.est.5b02086>
- 1393 Zhang, L., Liu, Z., Zhou, X., Zhang, C., Cai, Q., Xie, R., Ju, X., Wang, W., Faraj, Y., Chu, L.  
1394 (2020). Novel composite membranes for simultaneous catalytic degradation of organic  
1395 contaminants and adsorption of heavy metal ions. *Separation and Purification Technology*,  
1396 237, 116364.
- 1397 Zhao, C., Xu, X., Chen, J., & Yang, F. (2013). Effect of graphene oxide concentration on the  
1398 morphologies and antifouling properties of PVDF ultrafiltration membranes. *Biochemical*  
1399 *Pharmacology*, 1(3), 349–354. <https://doi.org/10.1016/j.jece.2013.05.014>
- 1400 Zhao, C., Xu, X., Chen, J., & Yang, F. (2014). Optimization of preparation conditions of poly  
1401 (vinylidene fluoride)/ graphene oxide micro filtration membranes by the Taguchi  
1402 experimental design. *Desalination*, 334(1), 17–22.  
1403 <https://doi.org/10.1016/j.desal.2013.07.011>
- 1404 Zhao et al. (2013). Improving the antifouling property of polysulfone ultrafiltration membrane by  
1405 incorporation of isocyanate-treated graphene oxide. *Physical Chemistry Chemical Physics*,  
1406 (15), 9084–9092.
- 1407 Zhao, S., Yan, W., Shi, M., Wang, Z., & Wang, J. (2015). Improving permeability and  
1408 antifouling performance of polyethersulfone ultra filtration membrane by incorporation of  
1409 ZnO-DMF dispersion containing nano-ZnO and polyvinylpyrrolidone. *Journal of*  
1410 *Membrane Science*, 478, 105–116. <https://doi.org/10.1016/j.memsci.2014.12.050>
- 1411 Zhao, X., & Liu, C. (2019). Efficient removal of heavy metal ions based on the selective  
1412 hydrophilic channels. *Chemical Engineering Journal*, 359(October 2018), 1644–1651.  
1413 <https://doi.org/10.1016/j.cej.2018.10.229>
- 1414 Zhou, N., Gong, K., Hu, Q., Cheng, X., Zhou, J., Dong, M., ... Guo, Z. (2020). Optimizing  
1415 nanocarbon shell in zero-valent iron nanoparticles for improved electron utilization in  
1416 Cr(VI) reduction. *Chemosphere*, 242, 125235.  
1417 <https://doi.org/10.1016/j.chemosphere.2019.125235>
- 1418 Zhu, W. P., Sun, S. P., Gao, J., Fu, F. J., & Chung, T. S. (2014). Dual-layer  
1419 polybenzimidazole/polyethersulfone (PBI/PES) nanofiltration (NF) hollow fiber membranes  
1420 for heavy metals removal from wastewater. *Journal of Membrane Science*, 456, 117–127.



1421 <https://doi.org/10.1016/j.memsci.2014.01.001>

1422 Zinadini, S., Akbar, A., Rahimi, M., & Vatanpour, V. (2014). Preparation of a novel antifouling  
1423 mixed matrix PES membrane by embedding graphene oxide nanoplates. *Journal of*  
1424 *Membrane Science*, 453, 292–301. <https://doi.org/10.1016/j.memsci.2013.10.070>

1425

1426

1427

1428

1429

1430

1431

1432

1433

1434

1435

1436

1437

1438

1439

1440

1441

**Table 1.** Polymeric membranes used for the removal of metal ions.

Separation process:	Material/membrane	Heavy metals	Removal efficiency (%)	Reference
NF	PBI/PES	Mg <sup>2+</sup> , Cd <sup>2+</sup>	98%, 95%	(Zhu et al., 2014)
NF	PA	Cu <sup>2+</sup> , Cd <sup>2+</sup>	98%, 99%	(Qdais and Moussa, 2004)
RO	PA	Cu <sup>2+</sup> , Cd <sup>2+</sup>	>90%	(Qdais and Moussa, 2004)
ED	sulfonated PVDF	Co <sup>2+</sup> , Ni <sup>2+</sup>	90 % , 69 %,	(Tzanetakis et al., 2003)
NF	CA/ PMVEMA	Pb <sup>2+</sup> , Cd <sup>2+</sup> , Cr <sup>+6</sup>	85%, 72%	(Lavanya et al., 2019)
NF	PES-PE	Cu <sup>2+</sup> , Zn <sup>2+</sup> , Ni <sup>2+</sup>	>90%	(Mokhter et al., 2017)
NF	PAN-PEI/PSS	Cu <sup>2+</sup> , Zn <sup>2+</sup> , Ni <sup>2+</sup> , Cd <sup>2+</sup>	98%, 96%, 96%, 95%	(Qin et al., 2013)
UF	PVDF/2-Aminobenzothiazole	Cr <sup>6+</sup>	92%	(Wang et al., 2017)
UF	PVDF/PANI	Pb <sup>2+</sup> , Cd <sup>2+</sup>	98.5%, 97.3%	(Pereira et al., 2014)

1442

1443

1444

1445

1446

1447

1448

1449

1450

1

2

3

4

5

6

1457  
1458

**Table 2.** Different filling materials embedded into nanocomposite membranes for different water treatment applications.

Filling material:	Membrane-based process:	Application:	Polymer phase:	Reference:	
ZnO	MF	Synthetic wastewater treatment		(Liang et al., 2012)	
		Removal of copper ions	PVDF	(Xia Zhang et al., 2014)	
		Wastewater treatment		(Hong and He, 2012)	
		Humic acid removal	PES	(Ahmad et al., 2016)	
		Humic acid removal	PSF	(Chung et al., 2016)	
		Water treatment		(Dipheko et al., 2017)	
	UF	NF	Pollutants removal	PES	(Li et al., 2015)
			Water treatment	PES-PVA	(Zhao et al., 2015)
			Wastewater treatment		(Pintilie et al., 2017)
			Bacterial removal from aqueous solutions	PSF	(Ronen et al., 2013)
			Water treatment	PVC	(Rabiee et al., 2015)
			Humic acid removal	PES	(Balta et al., 2012)
			Water purification	PVP	(Bai et al., 2012)
			Removal of metal ions ( $Zn^{2+}$ , $Cd^{2+}$ , $Pb^{2+}$ , $Mn^{2+}$ , $Ni^{2+}$ , $Fe^{2+}$ , $Al^{3+}$ , $Sb^{3+}$ , $Sr^{3+}$ )	CA	(Bahadar et al., 2015)
Humic acid removal	PSF	(Tao et al., 2017)			

		Humic acid removal		(Ekambaram and Doraisamy, 2017)
		Humic acid removal	PVDF	(Li et al., 2017)
	RO	Removal of bivalent ions ( $\text{Ca}^{2+}$ , $\text{SO}_4^{2-}$ and $\text{Mg}^{2+}$ ), monovalent ions ( $\text{Cl}^-$ and $\text{Na}^+$ ), and bacterias.	PA	(Isawi et al., 2016)
	MF	Dyes removal from effluents	PSF	(Badrinezhad and Ghasemi, 2017)
		Wastewater treatment	PVDF	(Zhao et al., 2014)
		Water treatment	PSF	(Zhao et al., 2013)
		Water treatment	PVP-PVDF	(Chang et al., 2014)
		Water treatment		(Wu et al., 2014)
		Natural organic matter removal		(Xia and Ni, 2015)
GO	UF	Water treatment		(Zhao et al., 2013)
			PVDF	
		Natural organic matter removal	PA	(Xia et al., 2015)
		Wastewater treatment	PSF	(Lee et al., 2013)
		Organic pollutants removal	Cellulose ester	(Morales-Torres et al., 2015)
		Distillery effluent treatment	PES	(Kiran et al., 2016)
		Water softening production	PAI-PEI	(Goh et al., 2015)
		Dyes removal from effluents	PMIA	(Yang et al., 2017)
		Dyes removal from effluents	PAN	(Zhang et al., 2017)
		Dyes removal from effluents	PES	(Zinadini et al., 2014)
		Water purification	PPA	(Jin Wang et al., 2016)

Graphene	UF	Wastewater treatment	PSF	(Crock et al., 2013)
	NF	Water purification	PVDF	(Han et al., 2013)
		Wastewater treatment		(Zhang et al., 2012)
MF /UF	Wastewater treatment		(Alpatova et al., 2013)	
Ag-nanoparticles		Water purification	PSF	
		Wastewater treatment	PES	(Rehan et al., 2016)
		Wastewater treatment	PES, PSF, CA	(Sile-Yuksel et al., 2014)
		Wastewater treatment		(Koseoglu-Imer et al., 2013)
		Wastewater treatment	PSF	(Hoek et al., 2011)
	UF	Wastewater treatment		(Escobar et al., 2015.)
		Wastewater treatment	CA	(Andrade et al., 2015)
		Wastewater treatment	PA-PVA	(Yang Zhang et al., 2016)
Ag-NO <sub>3</sub>	NF			
	RO	Wastewater treatment	PA	(Ben-Sasson et al., 2014)
		Wastewater treatment	PA/PSF/	(Yang et al., 2016)
		Bacterial removal from water	PET	
		CA	(Ahmad et al., 2016)	
			(Zhang et al., 2013)	
	RO	Water treatment	PES	

Ag-nanoparticles	RO	Water treatment	PAN	(Liu et al., 2016)
	UF	Water treatment	PES	(Zhang et al., 2014)
	NF	Water treatment and removal of salt (Na <sub>2</sub> SO <sub>4</sub> )	PA	(Liu et al., 2015)
bio-Ag0		Water treatment		(Liu et al., 2016)
Cu-nanoparticles		Water treatment		(Hoek et al., 2011)
			PSF	
CuAc <sub>2</sub>		Humic acid removal	PAN/PEI	(Xu et al., 2012)
Cu-nanoparticles		Wastewater treatment	PES	(Akar et al., 2013)
	UF			
Ag-nanoparticles		Wastewater treatment	PSF	(Kar et al., 2011)
Cu-nanoparticles				
	NF	Seawater softening: removal of salts (SO <sub>4</sub> <sup>2+</sup> , Mg <sup>2+</sup> , Na <sup>+</sup> , Cl <sup>-</sup> ).	PAN/PEI	(Xu et al., 2015)
CuSO <sub>4</sub>				
CuCl <sub>2</sub>	RO	Wastewater treatment		(Zhang et al., 2017)
Cu nanoparticles		Water treatment	PA	(Ben-Sasson et al., 2014)
		Humic acid removal		(Teow et al, 2012)
		Water treatment		(Rajaeian et al., 2015)
		Wastewater treatment	PVDF	(Shi et al., 2012)
		Water treatment		(Méricq et al., 2015)
	UF	Water treatment	PP	(Pi et al., 2016)



		Water treatment	PSF	(Mollahosseini and Rahimpour, 2014)
		Water treatment	CA	(Abedini et al., 2011)
		Water treatment		(Ngo et al., 2016)
			PA	
TiO <sub>2</sub> nanoparticles	NF	Wastewater treatment	PES	(Sotto et al., 2011)
CNTs	NF	Drinking-water purification	NC	(Ahmeh et al., 2013)
	UF	Water treatment and biofouling control application	PES	(Celik et al., 2011)
	NF	Wastewater treatment	PES	(Daraei et al., 2013)
	NF	Water treatment	PA	(Kim et al., 2013)
	NF	Metal removal (Cr (VI), Cd (II))	PSF	(Shah and Murthy, 2013)
	NF	Water treatment for salt removal (NaCl, Na <sub>2</sub> SO <sub>4</sub> ).	PMMA	(Shen et al., 2013)
	NF	Water treatment	Polyimide 84	(Grosso et al., 2014)
	UF	Water treatment	PSF	(Sianipar et al., 2016)
	UF	Wastewater treatment by membrane bioreactor	PSF	(Khalid et al., 2018)
	MF	Bleach effluent treatment by membrane bioreactor	PSF	(Mulopo, 2017)

**Acronyms:** polyethersulfone (PES), polysulfone (PSF), polyacrylonitrile (PAN), polytetrafluoroethylene (PTFE), polypropylene (PP), polyvinylidene fluoride (PVDF), poly(methyl methacrylate) (PMMA), nitrocellulose (NC), cellulose acetate (CA), polyamide (PA), polyphthalamide (PPA), polyvinyl alcohol (PVA), polyvinyl chloride (PVC), polyvinylpyrrolidone (PVP), polyamide-imides (PAI), polyethylenimine (PEI).





1464

1465

**Table 3.** Latest development works on tailoring novel nanocomposite membranes for heavy metal ions removal.

Nanocomposite membrane type:	Membrane process:	Metal ion removal :	Reference:
MMGO filled PES	NF	Copper ions removal (92%)	(Abdi et al., 2018)
f-MWCNTs filled PVC	NF	Zinc ( $Zn^{2+}$ ) ions removal (98%)	(Ali et al., 2019)
s-MWCNTs	-	Copper (II) ions removal (59%)	(Ge et al., 2014)
CNFs/TiO <sub>2</sub> filled PAN	-	Lead ( $Pb^{2+}$ ) ions removal (87%)	(Suresh et al., 2018)
		Copper ( $Cu^{2+}$ ) ions removal (73%)	
		Cadmium ( $Cd^{2+}$ ) ions removal (66%)	
(MEUF)PES	UF	Cadmium ( $Cd^{2+}$ ) ions removal (90%)	(Huang et al., 2019)
(MEUF) cellulose	UF	Arsenic (V) ions removal (89%)	(Chen et al., 2018)
PAH-PSF	UF	Lead ( $Pb^{2+}$ ) ions removal (91.5%)	(Ibrahim et al., 2018)
		Cadmium ( $Cd^{2+}$ ) ions removal (72.3%)	
s-PES	UF	Ferric ( $Fe^{3+}$ ) ions removal (>90%)	(López et al., 2019)
MMT-GO-EDA	UF	Ag (I) ions removal (100%)	( Ma, 2019)
		Cu (III) ions removal (100%)	
		Cr (IV) ions removal (27.0%)	
CF-TiO <sub>2</sub> -C <sub>3</sub> N <sub>4</sub>	MR	Cr (VI) ions removal (88.0%)	(Shen et al., 2018)
Composite -CA	RO	Pb ( $Pb^{2+}$ ) ions removal (100%)	(Thaçi and Gashi, 2019)
		Cd ( $Cd^{2+}$ ) ions removal (100%)	
		Ni ( $Ni^{2+}$ ) ions removal (100%)	
		Zn ( $Zn^{2+}$ ) ions removal (100%)	



		Mn (Mn <sup>2+</sup> ) ions removal (100%)	
		Co (Co <sup>2+</sup> ) ions removal (100%)	
Composite GPC	UF	Pb (Pb <sup>2+</sup> ) ions removal (>95%)	(Jing Wang et al., 2018)
PECN	NF	Zn (Zn <sup>2+</sup> ) ions removal (100%)	(Ye et al., 2019)
f- MOFs-CUF	UF	Pb (Pb <sup>2+</sup> ) ions removal (61.4%)	(Yin et al., 2016)
ZIF-300-Al <sub>2</sub> O <sub>3</sub>	NF	Cu (Cu <sup>2+</sup> ) ions removal (100 %)	(Yuan et al., 2019)
		Co (Co <sup>2+</sup> ) ions removal (100 %)	
		Cd (Cd <sup>2+</sup> ) ions removal (100 %)	
		Al (Al <sup>2+</sup> ) ions removal (100 %)	
Goethite filled PAN	UF	Cu (Cu <sup>2+</sup> ) ions removal (49 %)	(Soghra et al., 2019)
Composite PEI- zein	FO	Pb (Pb <sup>2+</sup> ) ions removal (>99.5%)	(X. Zhao & Liu, 2019)
		Cd (Cd <sup>2+</sup> ) ions removal (>99.5%)	
		Ni (Ni <sup>2+</sup> ) ions removal (>99.5%)	
GMA-PAN	UF	Cu (Cu <sup>2+</sup> ) ions removal (98 %)	(Yanhong Zhang et al., 2019)

466  
467 **Acronyms:** functionalized multi-walled carbon nanotubes (f-MWCNTs), modified magnetic graphene oxide(MMGO), sulfonated multi-walled carbon nanotubes (s-  
468 MWCNTs), carbon nanofibers (CNFs), micellar enhanced ultrafiltration (MEUF), poly[styrene-alt-(N-4-benzoylglycine-maleamic acid)] cumene terminated (PAH),  
9 sulfonated polyethersulfone(s-PES),GO-based membranes via the intercalation of montmorillonite and ethylenediamine ( MMT-GO-EDA), C<sub>3</sub>N<sub>4</sub>-decorated carbon-  
0 fiber (CF-TiO<sub>2</sub>-C<sub>3</sub>N<sub>4</sub>), membrane reactor (MR), graphene oxide-polydopamine-(β-cyclodextrin) (GPC), polyelectrolyte complex nanofiltration (PECN), functionalized  
1 MOFs-CUF (f- MOFs-CUF), grafting glycidyl methacrylate (GMA).  
2  
3



1474 **Table 4.** Novel nanocomposite materials with outstanding heavy metal removal efficiency that have not been implemented in membranes.

1475

Nanocomposite materials	Heavy metals removal efficiency	Adsorption mechanism	Parameters affecting adsorption mechanism	Fabrication method	Synthesis conditions	Reusability	Reference
MnO <sub>2</sub> coated by chitosan nanocomposite	Cr (VI) adsorption (61.56 mg g <sup>-1</sup> )  Cr (VI) removal efficiency (94.21%)	Physisorption and electrostatic attraction	<b>pH effect</b>  Adsorption efficiency decreases with ascending pH values (optimal pH=2)  <b>Ion strength</b>  Ionic strength, with an increase in the KCL concentration decreases Cr (VI) removal efficiency  <b>Adsorbent dosage</b>  The material concentration affects Cr (VI) adsorption capacity	MnO <sub>2</sub> /CS was fabricated by mixing, filtering and drying a suspension made up by C <sub>2</sub> H <sub>5</sub> OH, deionized (DI) water, CS and saturated KMnO <sub>4</sub> solution	<b>Mixing</b> 8 h at room temperature  Different shaking speeds were tested  <b>Oven drying</b> 60°C for 12 h	5 cycles. Removal efficiency decreased (from 94% to 80%)	(Dinh et al., 2020)
Core-shell structured nanocomposite of zero-valent iron with carbon (ZVI@C)	Cr (VI) adsorption capacity (814.9 mg g <sup>-1</sup> )  Cr (VI) removal efficiency (80%)	Chemical reduction reaction of Cr (VI) into Cr (III)	<b>Cr (VI) Initial concentration effect</b>  High initial Cr (VI) concentration values increased the reduction capacity  <b>pH effect</b>	Hydrothermal-calcination method	<b>Drying</b>  Vacuum conditions at 80°C for 24h.  <b>Carbonization</b>  Pipe oven under N <sub>2</sub> atmosphere, at 800 C° for 30 min	No tests were performed	(Zhou et al., 2020)

			pH affects the electron utilization process (Optimal pH below 3)				
			<b>C/Fe molar ratio</b>				
			20 C/Fe optimal ratio				
Nanocomposite of 20% hickory biochar and 80% expanded vermiculite (20%-BC/VE)	As (V) adsorption capacity (20.1 mg g <sup>-1</sup> )	Heterogeneous adsorption processes, both physisorption and chemisorption, ion exchange and electrostatic attraction	<b>Nanocomposite ratio effect</b>  Optimal ratio: 20%-BC/VE  <b>pH effect</b>  pH affects the BC/VE surface charge, as well as the electrostatic interactions (optimal pH= 6)  <b>Coexisting anions effect</b>  <i>PO<sub>4</sub><sup>3-</sup></i> reduced considerably adsorption rate of As (V)	Ball milling method	<b>Ball milling</b>  At 300 rpm for 12 h	No tests were performed	(Li et al., 2020)
Fe <sub>3</sub> O <sub>4</sub> /GO (mGO) composite introduced into graphitic carbon nitride g-C <sub>3</sub> N <sub>4</sub> .	U (VI) extraction capacity (2880.6 mg g <sup>-1</sup> )  U (VI) extraction efficiency (96.02%)	Chemical reaction of photocatalytic reduction of U (VI) under LED light irradiation	<b>pH effect on photocatalytic activity</b>  Optimal pH=6  <b>U (VI) concentration effect on photoreduction in mGCN-1</b>	Ultrasonication was applied to the individual suspensions and then to the mixture of mGO and g-C <sub>3</sub> N <sub>4</sub>  The solids of the mGO and g-C <sub>3</sub> N <sub>4</sub> mixture were centrifuged and dried	<b>Ultrasonication</b>  Individually for 1 h and as mixture for 2h.  <b>Drying</b>  In a vacuum at 60°C	5 cycles  There were not significant changes in removal and stability rates	(Dai et al., 2020)

			Optimal U(VI) concentration range: 1 – 100 mg L <sup>-1</sup>				
Silicon dioxide composite with tea waste (SiO <sub>2</sub> @TW)	<p>Adsorption capacities:</p> <p>Pb<sup>2+</sup> (153 mg g<sup>-1</sup>) and Cd<sup>2+</sup> (222 mg g<sup>-1</sup>)</p> <p>Removal rates:</p> <p>Pb<sup>2+</sup> (89.22%) and Cd<sup>2+</sup> (94.28%)</p>	Electrostatic attraction and physical adsorption	<p><b>pH effect</b></p> <p>Optimal pH values:</p> <p>Pb<sup>2+</sup> (pH= 6) and Cd<sup>2+</sup> (pH=7)</p> <p><b>SiO<sub>2</sub>@TW dosage effect</b></p> <p>High dose of SiO<sub>2</sub>@TW enhanced adsorption sites, increasing removal capacity</p> <p><b>Temperature effect</b></p> <p>Elevated temperature was a catalyst for adsorption, due to chemical bond rupture that enhanced contact between metal ions and surface-active sites</p>	<p>Modified Stober method for SiO<sub>2</sub> NPs fabrication</p> <p>SiO<sub>2</sub>@TW synthesis consisted of sonication, centrifugation and drying of SiO<sub>2</sub> - tea waste powder suspension</p>	<p><b>Stirring</b></p> <p>For 30 min at 25°C</p> <p><b>Sonication</b></p> <p>For 1h</p> <p><b>Drying</b></p> <p>For 3h at 80°C</p>	5 cycles	(Joshi et al., 2020)
Hybrid bio-nanocomposite of nano-hydroxy ferric phosphate (n-HFP) and hydroxy ferric sulfate (n-HFS) particles coated on fungal hyphae of <i>Aspergillus Niger</i> ( <i>An</i> ) ((n-HFP + n-HFS) @An).	<p>Simultaneous adsorption rates:</p> <p>As (III) (76.84%), Cd (II) (73.62 %) and Pb (II) (94.31%)</p> <p>Adsorption capacities:</p> <p>As (III) (162 mg g<sup>-1</sup>), Cd (II) (205.83</p>	Chemical adsorption for the three metals	No tests were performed	<p>Co-precipitation method was used to fabricate n-HFP and n-HFS NPs</p> <p>Potato dextrose broth (PDB) medium containing dissolved n-HFP and n-HFS NPs as well as magnetically stirred <i>An</i> mycelium inoculate was cultured</p>	<p><b>Magnetic stirring</b></p> <p>At 1000 rpm for 6 h</p> <p><b>Culturing</b></p> <p>In PDB medium at 30°C, 170 rpm for 1-2 days</p>	Reduced risk for contamination: 10-day stability of loaded NPs in solution	(Liao et al., 2019)

	mg g <sup>-1</sup> ), and Pb (II) (730.79 mg g <sup>-1</sup> )						
Nanoscale zerovalent iron (nZVI) impregnated biochar (BC) entrapped in calcium-alginate matrix (nZVI/BC/CA)	Cr (VI) adsorption capacity (86.4 mg g <sup>-1</sup> )	Ion exchange, intraparticle diffusion, chemical adsorption and redox reaction	<b>pH effect</b>  Optimal pH= 4	Modified liquid-phase method	<b>Pyrolysis</b>  At 500°C for 3 h in a muffle furnace (15°C / min) under N <sub>2</sub> atmosphere  <b>Stirring</b> 500 rpm at 25°C for 30 min.	Removal capacity decreased at the 1 <sup>st</sup> cycle but remained stable in further regenerations	(Wan et al., 2019)
Nanocomposite made from wastewater hyacinth derived biochar (BC) and ZnO NPs	Cr (VI) removal efficiency (95%)  Cr (VI) adsorption capacity (43.48 mg g <sup>-1</sup> )	Chemisorption and photocatalytic reduction	<b>Carbonization temperature effect</b> Optimal carbonization temperature: 700°C  <b>ZnO content effect</b> 30 wt.% optimal ZnO concentration	BC powder was impregnated into Zn(NO <sub>3</sub> ) <sub>2</sub> aqueous solution, by drying and calcination steps	<b>Drying</b> At 105°C for 12h. <b>Calcination</b> At 380°C for 3h under N <sub>2</sub> atmosphere	Removal efficiency (87.1% at 1 <sup>st</sup> run) and (67.1% at 5 <sup>th</sup> run)	(Yu et al., 2018)
EDTA modified magnetic iron oxide NPs (Fe <sub>3</sub> O <sub>4</sub> ), loaded with SC (sawdust carbon) (EDTA@Fe <sub>3</sub> O <sub>4</sub> /SC)	Cd (II) adsorption capacity (63.3 mg g <sup>-1</sup> )  Cd (II) removal capacity (98%)  Multi-metal ion removal (>80%), for the following ions: Zn (II), Cd (II), Cu (II), Pb (II), Ni (II), Co (II), As (III), U (VI)	Chemisorption	<b>pH effect</b>  Cd (II) removal efficiency increases as pH value rises  (Optimal pH= 6.5)  <b>Adsorbent dose effect</b>  Cd (II) removal increased as adsorbent dose increased  <b>Contact time effect</b>	Biogenic green synthesis approach for fabrication	<b>Stirring</b> At 90°C for 1h  <b>Carbonization</b> In muffle furnace at 180°C for 12h	<b>Desorption</b>  Maximum Cd (II) desorption was achieved with HCl (99%), HNO <sub>3</sub> (100%) and H <sub>2</sub> SO <sub>4</sub> (100%)  <b>Reusability</b>  After three cycles, adsorption efficiency (83%) and at the	(Kataria and Garg, 2018)

---

Optimum contact time for Cr (II) removal: 120 min

fifth cycle (57%)

**Coexisting ions effect**

Divalent ions ( $\text{Ca}^{2+}$  &  $\text{Mg}^{2+}$ ) caused a decrease in Cr (II) removal efficiency

---

Silica ( $\text{SiO}_2$ ) functionalized folic acid (VB9) ( $\text{SiO}_2@VB9$ ) nanocomposite

Adsorption capacities: Cd (II) ( $562.1 \text{ mg g}^{-1}$ ), Pb (II) ( $973.8 \text{ mg g}^{-1}$ ) and Cu (II) ( $152.1 \text{ mg g}^{-1}$ )

Physio-chemical process and stable complex formation

**pH effect**

Optimal pH values: Cd (II) (pH = 7), Cu (II) (pH = 6) and Pb (II) (pH = 5)

Methodology consisting of microwave assistance for covalent immobilization of VB9 with chlorinated silica

**Stirring**  
1 hour  
**Oven drying**  
At  $60^\circ\text{C}$   
**Microwaving**  
For 2min

No tests were performed

(Mahmoud et al., 2019)

Extraction rates:

Cu (II) (94-100%), Pb (II) (100%) and Cd (II) (57- 81%)

**Nanocomposite dosage effect**

Removal efficiency increased with ascending dosage values (Optimum dosage: 10 mg)

**Contact time effect**

Optimum contact time for metal removal: 25 min

**Initial metal ion concentration effect**

Optimal metal ion concentration: 0.25 mg/L

**Coexisting ions effect**

---



---

Ni (II) and Co (II)  
decreased metal ion  
removal capacity

---

1476

1477 **Acronyms:** *Aspergillus niger* (An), biochar (BC), calcium - alginate (CA), ethylenediaminetetraacetic (EDTA), nanoparticles (NPs), nano hydroxy ferric phosphate (n-  
1478 HFP), nano hydroxy ferric sulfate (n-HFS), nanoscale Zero Valent Iron (nZVI), Protein Dextrose Broth (PDB), sadwust carbon (SC), tea waste (TW), vitamin B9 folic  
1479 acid (VB9), vermiculite (VE).

1480

1481

1482

1483

1484

1485

1486

1487

1488

1489

1490

1491

1492

1493

1494

1495

1496

1497

1498

1499

1500

1501

1502

1503

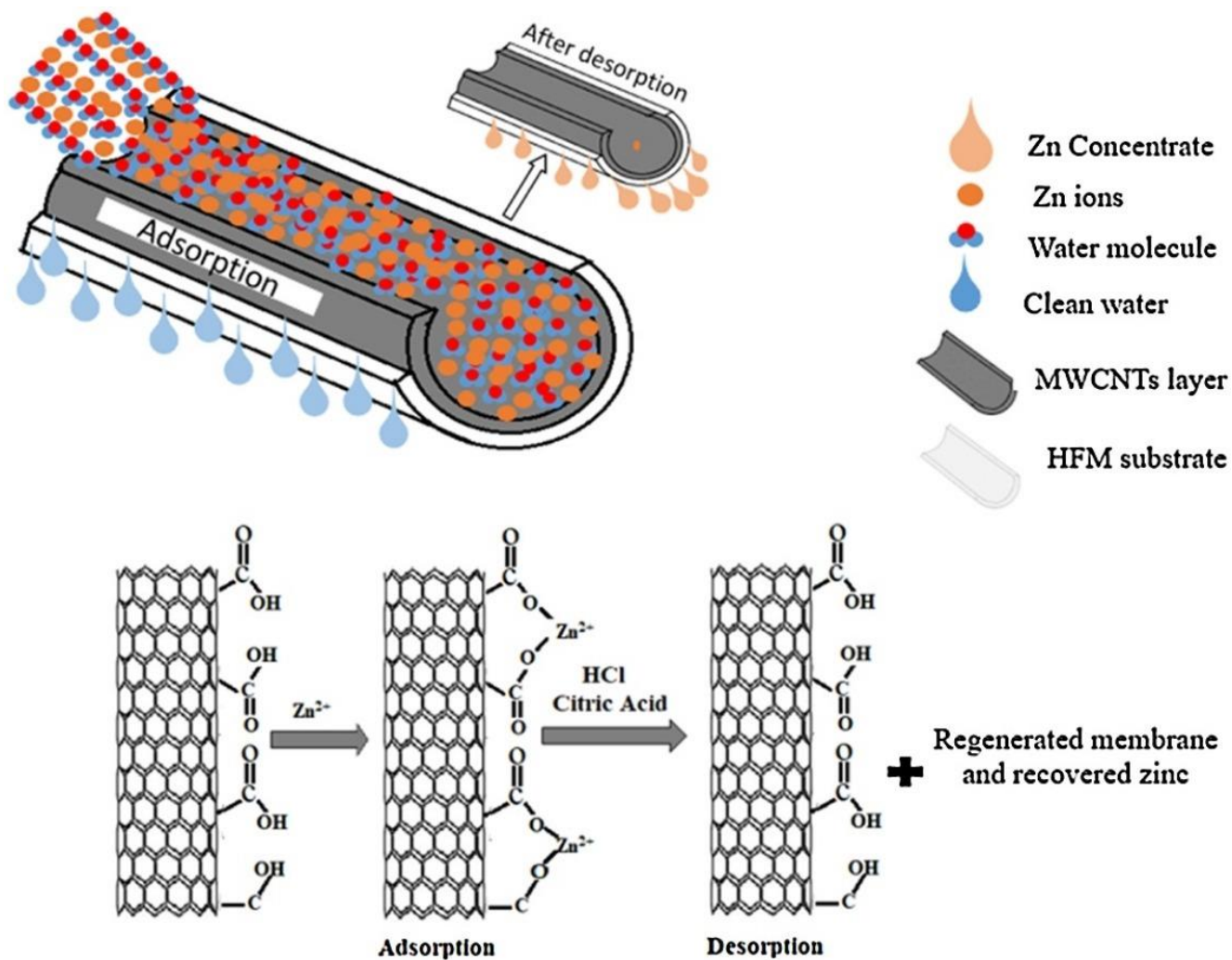
1504

1505



1498  
1499  
1500

**Figure 1.** Adsorption and desorption mechanisms of zinc ions in functionalized MWCNTs (Ali et al., 2019).



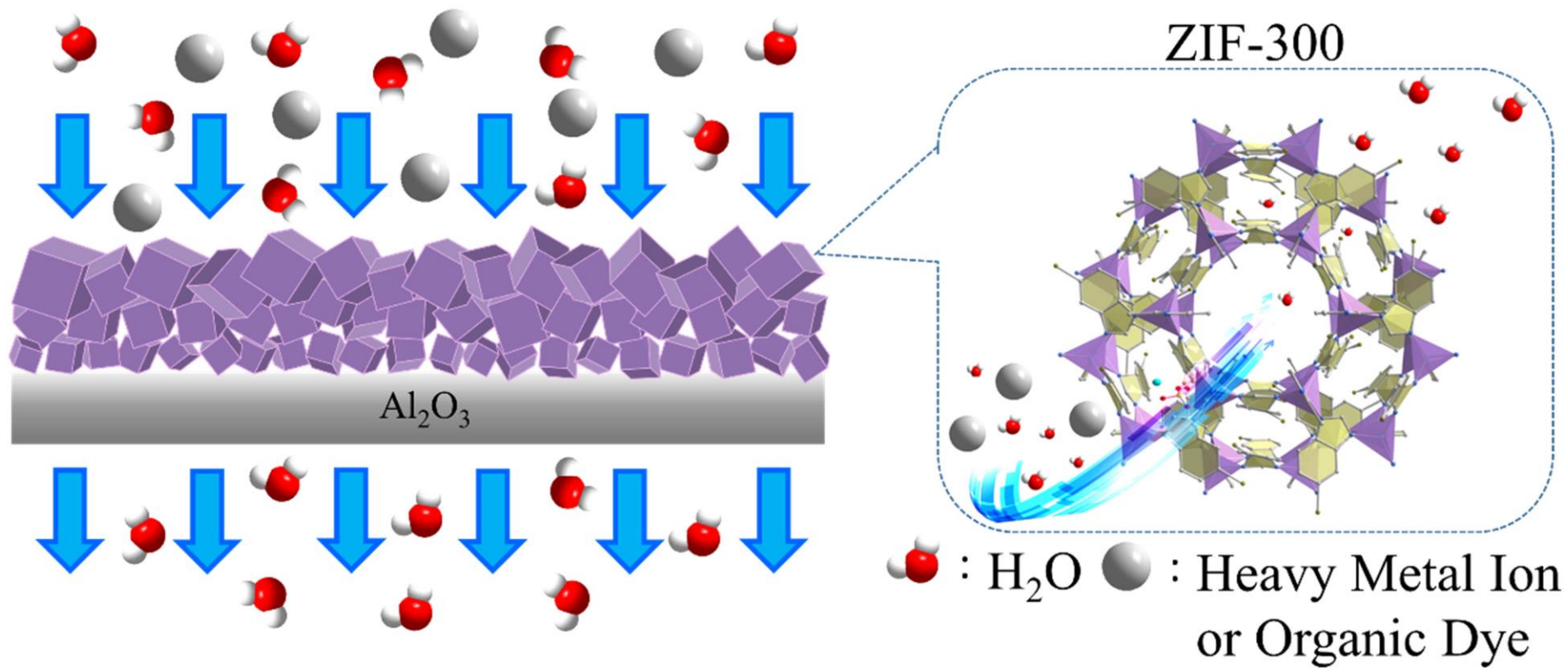
1502

**Figure 2.** Graphical drawing of ZIF-300 deposited on alumina for metal ion removal and organic dye from water (Yuan et al., 2019).

1503

1504

1505



1 **CRedit authorship contribution statement**

2

3 **Roberto Castro-Muñoz**: Conceptualization, Investigation, Formal analysis, Writing -  
4 original draft, review & editing. **Luisa Loreti González-Melgoza & Octavio García-**

5 **Depraect**: Writing - review & editing.

1 **Conflict of Interest**

2

3 The authors declare no conflict of interest.

4