

## Arabinoxylans: A review on protocols for their recovery, functionalities and roles in food formulations

Fernanda Jimena Hernández-Pinto<sup>1</sup>, Juan Daniel Miranda-Medina<sup>2</sup>, Abril Natera-Maldonado<sup>3</sup>, Óscar Vara-Aldama<sup>4</sup>, Mary Pily Ortueta-Cabranes<sup>4</sup>, Jorge A. Vázquez del Mercado-Pardiño<sup>4</sup>, Mohammad Saeed Kharazmi<sup>8</sup>, Roberto Castro-Muñoz<sup>9,10\*</sup>, Seid Mahdi Jafari<sup>5,6,7\*</sup>

<sup>1</sup>Tecnologico de Monterrey, Campus Querétaro. Av. Epigmenio González 500, Tecnológico, 76130, Santiago de Querétaro, Qro., Mexico

<sup>2</sup>Tecnologico de Monterrey, Campus Guadalajara, Av. General Ramón Corona 2514, Zapopan, 45138, Jalisco, Mexico

<sup>3</sup>Tecnologico de Monterrey, Campus Chihuahua, Av. H Colegio Militar 4700, Nombre de Dios, Chihuahua, Chih., Mexico

<sup>4</sup>Tecnologico de Monterrey, Campus Monterrey. Av. Eugenio Garza Sada Sur 2501 Sur, Tecnológico, 64849 Monterrey, N.L., Mexico

<sup>5</sup>Department of Food Materials and Process Design Engineering, Gorgan University of Agricultural Science and Natural Resources, Gorgan, Iran

<sup>6</sup>Universidade de Vigo, Nutrition and Bromatology Group, Department of Analytical Chemistry and Food Science, Faculty of Science, E-32004 Ourense, Spain

<sup>7</sup>College of Food Science and Technology, Hebei Agricultural University, Baoding 071001, China

<sup>8</sup>Faculty of Medicine, University of California, Riverside, CA 92679, USA

<sup>9</sup>Tecnologico de Monterrey, Campus Toluca. Av. Eduardo Monroy Cárdenas 2000 San Antonio Buenavista, 50110 Toluca de Lerdo, México

<sup>10</sup>Gdansk University of Technology, Faculty of Civil and Environmental Engineering, Department of Sanitary Engineering, 11/12 Narutowicza St., 80-233, Gdansk, Poland

\*Corresponding Author:

*E-mail: [food.biotechnology88@gmail.com](mailto:food.biotechnology88@gmail.com); [roberto.castro-munoz@pg.edu.pl](mailto:roberto.castro-munoz@pg.edu.pl); [castromr@tec.mx](mailto:castromr@tec.mx)*

## 28 Abstract

29 Arabinoxylans (AXs) are compounds with high nutritional value and applicability, including  
30 prebiotics or supplementary ingredients, in food manufacturing industries. Unfortunately, the  
31 recovery of AXs may require advanced separation and integrated strategies. Here, an analysis of the  
32 emerging techniques to extract AXs from cereals and their by-products is discussed. This review  
33 covers distinct methods implemented over the last 2-3 years, identifying that the type of method,  
34 extraction source, AX physicochemical properties and pre-treatment conditions are the main factors  
35 influencing the recovery yield. Alkaline extraction is among the most used methods nowadays, mostly  
36 due to its simplicity and high recovery yield. Concurrently, recovered AXs applied in food  
37 applications is timely reviewed, such as potential bread ingredient, prebiotic and as a wall material  
38 for probiotic encapsulation, in beer and non-alcoholic beverage manufacturing, complementary  
39 ingredient in bakery products and cookies, improvers in Chinese noodles, 3D food printing and  
40 designing of nanostructures for delivery platforms.

41  
42  
43  
44  
45  
46  
47  
48  
49  
50  
51  
52  
53  
54  
55  
56  
57  
58  
59  
60  
61  
62  
63  
64  
65  
66  
67  
68  
69  
70  
71  
72  
73  
74  
75  
76  
77  
78  
79  
80  
81  
82  
83  
84  
85  
86  
87  
88  
89  
90  
91  
92  
93  
94  
95  
96  
97  
98  
99  
100  
101  
102  
103  
104  
105  
106  
107  
108  
109  
110  
111  
112  
113  
114  
115  
116  
117  
118  
119  
120  
121  
122  
123  
124  
125  
126  
127  
128  
129  
130  
131  
132  
133  
134  
135  
136  
137  
138  
139  
140  
141  
142  
143  
144  
145  
146  
147  
148  
149  
150  
151  
152  
153  
154  
155  
156  
157  
158  
159  
160  
161  
162  
163  
164  
165  
166  
167  
168  
169  
170  
171  
172  
173  
174  
175  
176  
177  
178  
179  
180  
181  
182  
183  
184  
185  
186  
187  
188  
189  
190  
191  
192  
193  
194  
195  
196  
197  
198  
199  
200  
201  
202  
203  
204  
205  
206  
207  
208  
209  
210  
211  
212  
213  
214  
215  
216  
217  
218  
219  
220  
221  
222  
223  
224  
225  
226  
227  
228  
229  
230  
231  
232  
233  
234  
235  
236  
237  
238  
239  
240  
241  
242  
243  
244  
245  
246  
247  
248  
249  
250  
251  
252  
253  
254  
255  
256  
257  
258  
259  
260  
261  
262  
263  
264  
265  
266  
267  
268  
269  
270  
271  
272  
273  
274  
275  
276  
277  
278  
279  
280  
281  
282  
283  
284  
285  
286  
287  
288  
289  
290  
291  
292  
293  
294  
295  
296  
297  
298  
299  
300  
301  
302  
303  
304  
305  
306  
307  
308  
309  
310  
311  
312  
313  
314  
315  
316  
317  
318  
319  
320  
321  
322  
323  
324  
325  
326  
327  
328  
329  
330  
331  
332  
333  
334  
335  
336  
337  
338  
339  
340  
341  
342  
343  
344  
345  
346  
347  
348  
349  
350  
351  
352  
353  
354  
355  
356  
357  
358  
359  
360  
361  
362  
363  
364  
365  
366  
367  
368  
369  
370  
371  
372  
373  
374  
375  
376  
377  
378  
379  
380  
381  
382  
383  
384  
385  
386  
387  
388  
389  
390  
391  
392  
393  
394  
395  
396  
397  
398  
399  
400  
401  
402  
403  
404  
405  
406  
407  
408  
409  
410  
411  
412  
413  
414  
415  
416  
417  
418  
419  
420  
421  
422  
423  
424  
425  
426  
427  
428  
429  
430  
431  
432  
433  
434  
435  
436  
437  
438  
439  
440  
441  
442  
443  
444  
445  
446  
447  
448  
449  
450  
451  
452  
453  
454  
455  
456  
457  
458  
459  
460  
461  
462  
463  
464  
465  
466  
467  
468  
469  
470  
471  
472  
473  
474  
475  
476  
477  
478  
479  
480  
481  
482  
483  
484  
485  
486  
487  
488  
489  
490  
491  
492  
493  
494  
495  
496  
497  
498  
499  
500  
501  
502  
503  
504  
505  
506  
507  
508  
509  
510  
511  
512  
513  
514  
515  
516  
517  
518  
519  
520  
521  
522  
523  
524  
525  
526  
527  
528  
529  
530  
531  
532  
533  
534  
535  
536  
537  
538  
539  
540  
541  
542  
543  
544  
545  
546  
547  
548  
549  
550  
551  
552  
553  
554  
555  
556  
557  
558  
559  
560  
561  
562  
563  
564  
565  
566  
567  
568  
569  
570  
571  
572  
573  
574  
575  
576  
577  
578  
579  
580  
581  
582  
583  
584  
585  
586  
587  
588  
589  
590  
591  
592  
593  
594  
595  
596  
597  
598  
599  
600  
601  
602  
603  
604  
605  
606  
607  
608  
609  
610  
611  
612  
613  
614  
615  
616  
617  
618  
619  
620  
621  
622  
623  
624  
625  
626  
627  
628  
629  
630  
631  
632  
633  
634  
635  
636  
637  
638  
639  
640  
641  
642  
643  
644  
645  
646  
647  
648  
649  
650  
651  
652  
653  
654  
655  
656  
657  
658  
659  
660  
661  
662  
663  
664  
665  
666  
667  
668  
669  
670  
671  
672  
673  
674  
675  
676  
677  
678  
679  
680  
681  
682  
683  
684  
685  
686  
687  
688  
689  
690  
691  
692  
693  
694  
695  
696  
697  
698  
699  
700  
701  
702  
703  
704  
705  
706  
707  
708  
709  
710  
711  
712  
713  
714  
715  
716  
717  
718  
719  
720  
721  
722  
723  
724  
725  
726  
727  
728  
729  
730  
731  
732  
733  
734  
735  
736  
737  
738  
739  
740  
741  
742  
743  
744  
745  
746  
747  
748  
749  
750  
751  
752  
753  
754  
755  
756  
757  
758  
759  
760  
761  
762  
763  
764  
765  
766  
767  
768  
769  
770  
771  
772  
773  
774  
775  
776  
777  
778  
779  
780  
781  
782  
783  
784  
785  
786  
787  
788  
789  
790  
791  
792  
793  
794  
795  
796  
797  
798  
799  
800  
801  
802  
803  
804  
805  
806  
807  
808  
809  
810  
811  
812  
813  
814  
815  
816  
817  
818  
819  
820  
821  
822  
823  
824  
825  
826  
827  
828  
829  
830  
831  
832  
833  
834  
835  
836  
837  
838  
839  
840  
841  
842  
843  
844  
845  
846  
847  
848  
849  
850  
851  
852  
853  
854  
855  
856  
857  
858  
859  
860  
861  
862  
863  
864  
865  
866  
867  
868  
869  
870  
871  
872  
873  
874  
875  
876  
877  
878  
879  
880  
881  
882  
883  
884  
885  
886  
887  
888  
889  
890  
891  
892  
893  
894  
895  
896  
897  
898  
899  
900  
901  
902  
903  
904  
905  
906  
907  
908  
909  
910  
911  
912  
913  
914  
915  
916  
917  
918  
919  
920  
921  
922  
923  
924  
925  
926  
927  
928  
929  
930  
931  
932  
933  
934  
935  
936  
937  
938  
939  
940  
941  
942  
943  
944  
945  
946  
947  
948  
949  
950  
951  
952  
953  
954  
955  
956  
957  
958  
959  
960  
961  
962  
963  
964  
965  
966  
967  
968  
969  
970  
971  
972  
973  
974  
975  
976  
977  
978  
979  
980  
981  
982  
983  
984  
985  
986  
987  
988  
989  
990  
991  
992  
993  
994  
995  
996  
997  
998  
999  
1000

**Keywords:** Arabinoxylan; Purification; Gelling properties; Cereals; Dietary fiber; Functional foods.

## 45 Acronyms

46 AXs: Arabinoxylans

47 AXOS: arabinoxylooligosaccharides

48 BSG: brewers' spent grain

49 GI: Glycemic Index

50 MAX: small molecular arabinoxylans

51 NSP: non-starch polysaccharides

52 PWMB: brewers' spent grain

53 SWE: subcritical water extraction

4 SCFAs: short chain fatty acids

5 UAX: unmodified arabinoxylans

## 58 1. Introduction

59 As of 2022, many global trends lean into the search for new and innovative techniques towards  
60 the development of environmentally conscious processes. Ongoing climate change has created a  
61 heightened need for re-designing the use and obtaining high-value-added compounds from by-  
62 products of the food industry. Many abundantly available by-products end up as waste (Roberto  
63 Castro-Muñoz et al. 2018); thus, the present-day demand for emerging applied technologies for their  
64 management (Valencia-Arredondo et al. 2020; Roberto Castro-Muñoz 2020a). This not only  
65 represents an opportunity in a much-needed favourable time for taking care of the environment, but  
66 also **opens a new opportunity** for the food industry to improve and make the most out of its protocols  
67 and processes in multiple areas. Recovering by-products not only influences the economic spectrum  
68 of the protocol but also gives out a chance for finding, studying, and investigating new benefits from  
69 previously discarded materials (Castro-Muñoz, Gontarek-Castro, and Jafari 2022; Castro-Muñoz and  
70 García-Depraect 2021) .

71 Particular by-products, like the ones derived from cereal processing industries, are potentially  
72 a rich source of high-added value molecules (Díaz-Montes and Castro-Muñoz 2021), which are either  
73 difficult to chemically synthesize or produce (Roberto Castro-Muñoz et al. 2021). This is the case of  
74 arabinoxylans (AXs), which is a complex fiber providing various health benefits regulated thanks to  
75 the chemical composition which are naturally present in specific parts of cell walls of distinct grains  
76 including corn, wheat, rice, rye, sorghum, oats, barley and other plants. **AXs are polysaccharides**  
77 **presenting various d-Xylose molecules arranged in linear backbone, which are joined due to  $\beta$  (1→4)**  
78 **bonds, while  $\alpha$ -L-arabinofuranosyl residues molecules are also chemically attached to the specific d-**  
79 **Xylose molecules** (Lapierre et al. 2018). Their isolation has been successful, showing that the  
80 different molecular weight compositions are affected directly by their source and extraction methods  
81 and hence impacting on their functionality. AXs have shown functional properties acting as a  
82 nutraceutical agent; as soluble fiber aids in controlling diabetes mellitus (specially type II), and  
83 enhancing the metabolism of the three main macronutrients (carbohydrates, proteins and lipids) (Nie

84 et al. 2018). AXs have also exhibited a role as a prebiotic agent since they stimulate bacterial growth,  
85 making them a beneficial and important factor on the microbial gut health. Being able to improve  
3 86 microbial health has been linked to reducing risk in diseases caused by shifts within the gut. Other  
4  
5  
6 87 health benefits, such as hepatoprotective and immunomodulatory activities, postprandial glucose and  
7  
8 88 cholesterol control, improving absorption of calcium and magnesium, enhancing colon function and  
9  
10  
11 89 lower risk of colon cancer, have also been found (Fadel et al. 2018). However, these compounds not  
12  
13 90 only provide benefits to humans, but also to animals. Therefore, they can also be valuable as feed  
14  
15 91 additives for livestock (Siddiqui et al. 2022).

17  
18 92 This review timely identifies potential sources containing AXs such as food by-products, as  
19  
20 93 well as to elucidate the updated strategies and methods applied for AX recovery. Knowing their  
21  
22  
23 94 advantages and disadvantages including details on the techniques and protocols used, we will declare  
24  
25 95 the most appropriate processes for AXs separation. Therefore, an explicit **search for understanding** of  
26  
27  
28 96 recent scientific literature (over the last 2-3 years) has been done. Knowing the implications of the  
29  
30 97 molecules of interest and their potential use in new formulations within the industry, we review the  
31  
32  
33 98 latest research studies focused on AX exploitation for new food formulations or helping to improve  
34  
35 99 the existing ones, including their importance to the industry.

## 400 41 42 43 102 44 45 103 46 47 104 48 49 50 105 51 6 7 8 9 **2. Extraction strategies to recover arabinoxylans from food wastes**

102 To date, different methods have been applied for extracting AXs present in distinct sources,  
103 including sugarcane bagasse, wheat bran, corn, barley, among some others. These extraction methods  
104 include but are not limited to enzymatic and alkaline extraction. Initially, **it is obvious that selecting**  
105 **the adequate source of recovery is a key variable to obtain a higher yield, however, it is worth**  
6 **mentioning that the recovery strategy is planned and strongly depends on the initial physicochemical**  
7 **composition of the AXs source.** Maize bran is a primary source of election, mostly due to the  
8 quantities produced globally, resulting in an ease of availability (Ayala-Soto et al. 2014).

### 9 **2.1. Alkaline extraction method with defatted and dried maize**

110 When studying the extraction and recovery of AXs with defatted and dried maize, Herrera-  
111 Balandrano et al. (2018) achieved an 8.23% recovery with an alkaline extraction method, meanwhile  
112 Paz-Samaniego et al. (2016) obtained a 46% yield but when using maize wastewater or “nejayote” as  
113 a primary source with acid hydrolysis extraction method, a percentage that can be interpreted as a  
114 good source of recovery for AXs (Roberto Castro-Muñoz 2020b; Ramírez-Jiménez and Castro-  
115 Muñoz 2020). **Another alternative source to extract AXs is wheat bran, a by-product of different  
116 wheat processes, which has a significant nutrient content, such as dietary fiber and protein, and makes  
117 it a product with value-added in the current market.** Concurrently, as being one of the biggest food  
118 products in the world, there is nowadays an environmental concern from the under-consumed wheat  
119 (Liu et al. 2020).

## 2.2. Hydrothermal treatment

121 By using hydrothermal treatment and on mesoporous silica catalyst, it has been reported the  
122 simultaneous extraction and recovery of AXs from detached wheat bran; in this study, Sánchez-  
123 Bastardo et al. (2017) observed that extracting large quantities of small fractions of AXs is promoted  
124 in a short extraction time while maintaining high temperature, catalyzed with extreme acidity values.  
125 For instance, when extracting at optimum conditions of 180 °C, 10 minutes, the total AX yield  
126 extracted was 78% AXs (expressed as the ratio of total AXs contained in liquid extract and raw  
127 material), while Li et al. (2020) reported lower recovery rates (approximately 17.98%), representing  
128 a more attractive source compared with maize bran.

129 In recent years, the use of brewers’ spent grain (BSG) has been a novel source of AXs due to the  
130 large amount of biomass generated by this agro-industrial process. The BSG is a by-product left after  
131 barley malting and separation of the wort during the brewing process (Jaguey-Hernández et al. 2022).  
132 In their study, Pérez-Flores et al. (2019) obtained a yield near 65% using alkaline extraction method,  
133 representing the amount of AXs in the BSG-AX compared to the total AX amount to the original  
134 sample, but a yield of 72% of pure AX. The BSG-AX contained glucose (ca. 17.94%), arabinose (ca.  
135 33.74%), and xylose (ca. 37.90%).

### 2.3. Saccharification and fermentation process

On the other hand, Lynch et al. (2021) used a simultaneous saccharification and fermentation process on several BSG samples obtaining an average concentration of 23.5%, where they performed different treatment processes in order to obtain diverse samples containing different content of soluble AX differing in structural characteristics, including polymerization and substitution degree.

A source of recent interest for AXs extraction is the sugarcane bagasse; this source represents a high waste stream arising from sugar and alcohol industries. According to Campbell et al. (2019), bagasse exhibits different functional properties to take into consideration when choosing the method of extraction, since bagasse has a reduced solubility and greater susceptibility to enzyme action. They also evaluated an extraction of AXs from two different sources: sugarcane and wheat bread, obtaining a total recovery of 34% and 11.5%, respectively. On the other hand, Solier et al. (2022) were able to obtain a higher yield of precipitated hemicellulose (ca. 85%), corresponding to the treatment performed at high alkalinity with no use of peroxide.

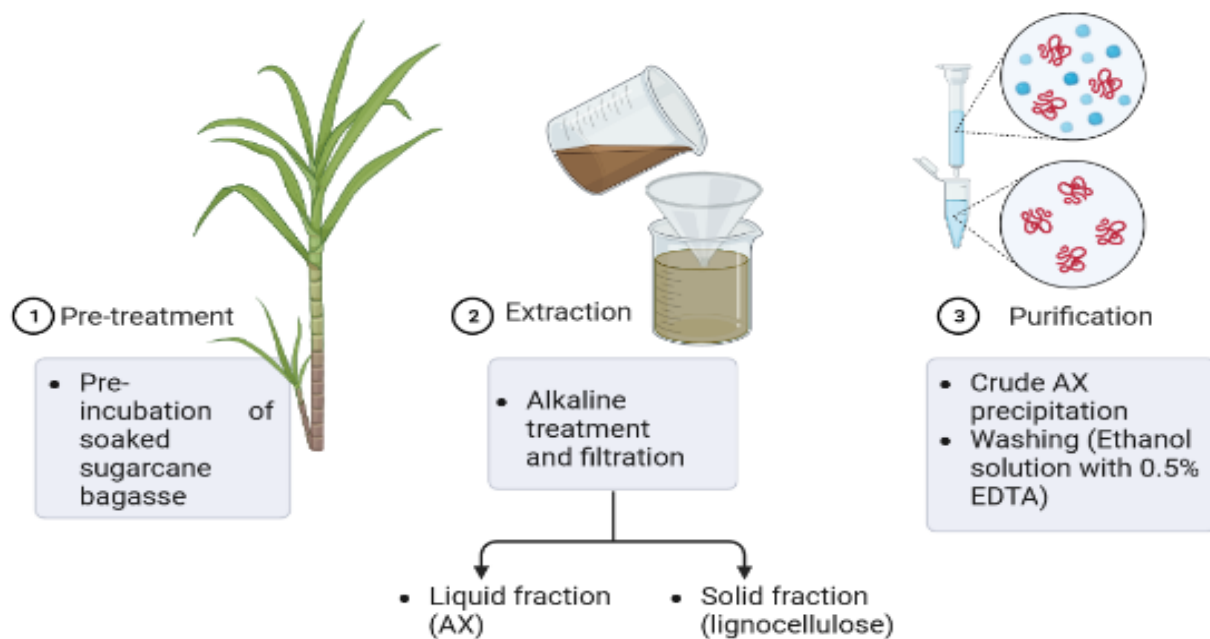
Preliminarily, by analyzing the current strategies used for AX extraction, alkaline extraction is likely to be the most prominent method, mostly due to its simplicity and equipment needed, with adequate yields and concentrations depending on the primary source used. This method was described for the first time in 1998 by Zilliox and Debeire (1998), who established the use of organic solvents, such as acetic acid (also known as ethanoic acid) and ethanol, to precipitate AXs. Several washing steps are required until reaching a neutral pH; after this, an alkaline treatment is performed with a certain concentration of KOH. However, this protocol has been adapted several times in order to obtain higher concentrations of AXs. The alkaline treatment is generally followed by a liquid fraction (see **Fig. 1**) to obtain AX or even a solid fraction if it is desired to obtain lignocellulose. Alkaline extraction method has a substantial operation time between 2 and 8 h depending on the solution used; unfortunately, among its disadvantages are the hydrolysis of polysaccharides destroying its structure and when there is an improper concentration of alkali, it can break glycosidic bonds, generating many impurities and thus difficult to further process (e.g., filtration). Also, extraction solution viscosity is

162 too high while presenting strong alkali taste which affect the quality (Lihua, Xin, and Jiayang 2018).  
163 It has been proved to reduce the bioactivity and antioxidant properties of AXs since the long  
164 extraction time, exposes AX to longer periods of constant high temperatures and pressure, leading  
165 into depolymerization of the molecules (Jaguey-Hernández et al. 2022; Daniela D. Herrera-  
166 Balandrano et al. 2018; Schmidt, Wiege, and Hollmann 2021; Pérez-Flores et al. 2019; Rudjito et al.  
167 2019).

168 In view of this problem, different extraction strategies and methods have emerged to reduce such  
169 a limitation.

## 170 2.4. Subcritical water extraction

171 For instance, subcritical water extraction (SWE) is an alternative method that has demonstrated  
172 to decrease the extraction time with significant recovery yields depending on the operating extraction  
173 conditions. Since this technique uses water instead of a buffer solution for de-starching the source,  
174 SWE offers better yields and less environmental impacts (Rudjito et al. 2019).



175 **Fig. 1.** Graphical illustration of AX extraction contained in sugarcane bagasse using alkaline treatment (de Figueiredo  
176 et al. 2017).

177 According to de Figueiredo et al. (2017), the alkalization can be successfully done with a  
178 solution composed of KOH (24% m/V) and NaBH<sub>2</sub> (1% m/V), which was subsequently blended with  
179



182 the extraction source (8% m/v) for 3 h at 35 °C. After this, the resulting liquid fraction was then pre-  
183 filtered using gauze until obtaining a liquid lacking in visible solids. In a subsequent step, the AXs  
184 contained in such liquid fraction were precipitated by mixing with an organic mixture containing  
185 ethanol (60% v/v), acetic acid (6.7% v/v) and AXs (33.3% v/v). The precipitated matter, identified  
186 as AXs, was recovered using centrifugation (for short time 15 min at 4000 g). Finally, the obtained  
187 AX fraction was washed in proportional ratio (1:1 v/v) using ethanolic solution containing ethanol  
188 (50%) and EDTA (0.5%) in deionized water, subsequently, the AX fraction was subjected to drying  
189 (at 60 °C).

190 Following with the extraction methods of AXs, Lazaridou et al. (2008) described a protocol using  
191 water treatment which consist in the solubilization of AXs by immersing the grain fragments in hot  
192 water varying between 45-90 °C; observing that the higher the temperature, the shorter the exposure  
193 time. This method could preserve the native structure of AX. However, the water-soluble property of  
194 AXs was to some extent dependent on the type of grain and its germination degree, location within  
195 the grains and chemical nature of the carbohydrate fractions present in the grain. All these aspects  
196 greatly determine the overall recovery yield of AXs via water extraction (Zannini et al. 2022). To  
197 some extent, Lazaridou´s protocol seem to be feasible enough for AX extraction, however, it depends  
198 on the type of grain used. Importantly, the removal of starch and other carbohydrates using specific  
199 enzymes may be required. Even though, the nature of the polysaccharides may result as a main  
200 limiting factor when chemically crosslinked AXs to other polymer fractions (from grain cell wall)  
201 are not efficiently separated and thus inherently limits the extraction efficiency.

## 202 2.5. Milling

203 Also, there are a variety of emerging technologies based on mechanical treatment, including  
204 milling which offer many advantages representing an ecofriendly and economically feasible option  
205 to obtain a homogeneous dispersion when blended with biopolymers. Such technologies provide  
206 other advantages in terms of less environmental impact, controlled degradation reactions regulated  
207 by high temperatures, enhanced compatibility of blends lacking in miscibility, the promotion of



208 mechano-chemical reactions and an appropriate handling of thermolabile active molecules (Gorrasi  
209 and Sorrentino 2015).

## 210 **2.6 . Extrusion**

211 For instance, extrusion stands out as a preferred technique for the preparation of extruded  
212 foods with high acceptability, while impacting specific properties of the product, including water  
213 solubility, water and oil absorption, expansion indices of extruded formulations and their bulk  
214 density, as well as the dough viscosity (Alam et al. 2015). Demuth et al. (2020), for example,  
215 performed an extraction of AX using a milling and exclusion; their results showed that this  
216 mechanical treatment helped to boost the recovery yield due to more extractable AXs.

## 217 **2.7. Ultrasound and microwave-based technologies**

218 Ultrasound and microwave-based technologies are other successful approaches for valuable  
219 solutes extraction, such as AXs. According to their principles, the use of these technologies can not  
220 only result in shortened extraction times but also contributes to obtaining high recovery yield towards  
221 a targeted compound. Moreover, these technologies exhibit a reduction of solvent usage (if required)  
222 as cavitation bubbles pressure may disrupt the cell wall (Görgüç, Bircan, and Yılmaz 2019; Cako et  
223 al. 2022) and thus result into enhanced transfer of mass in the extraction process (Jiang et al. 2019).

## 224 **2.8. Stream-pressure**

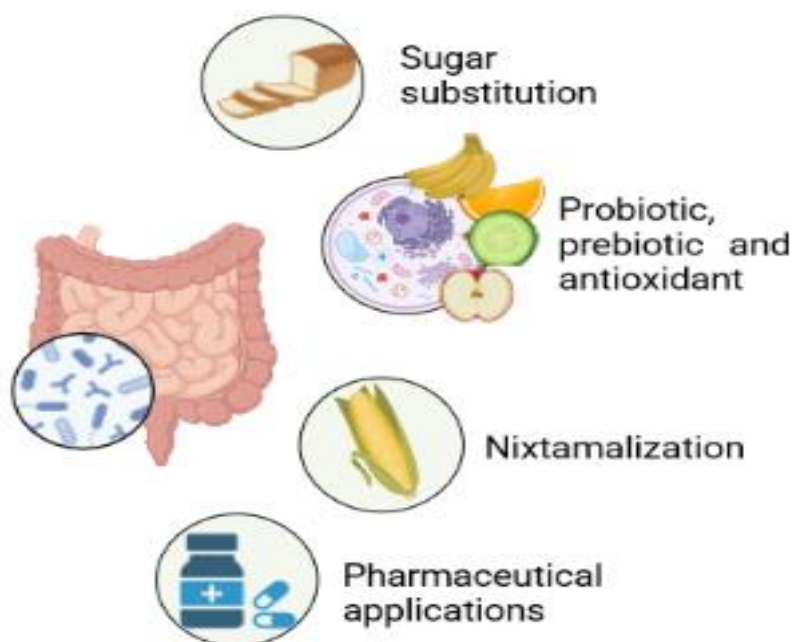
225 Steam-pressure application positively affects AX's extractability. Sui et al. (2018), for  
226 instance, evaluated the applicability of steam pressure for insoluble fiber extraction, which could be  
227 potentially transformed into a soluble one boosting its extraction with water.

228 As discussed previously, the protocols dedicated to the extraction and purification of AX depend  
229 on the source of recovery, in which the extraction may imply the combination of two or more different  
230 methods. In most of the protocols, chemical or biological factors, such as KOH concentration,  
231 enzymatic concentration, extraction temperature, exposure time, solvent for precipitation (e.g., acetic  
232 acid, ethanol) and its ratio, and number of washes, varied according to the needs of the investigation.  
233 According to **Table 1**, available studies demonstrated acceptable recovery efficiencies toward AX,

234 pointing out that alkaline extraction can offer a yield of up to 72%, which is comparable with  
235 hydrothermal synthesis with an AX yield = 78%.

### 236 237 **3. Potential applications of recovered AXs in food formulations**

238 As represented in **Fig. 2**, AXs have been attributed with multiple functionalities for costumers  
239 as sugar substitute, probiotic and prebiotic, antioxidant, bioactive compounds for lowering  
240 cholesterol, and as a nutraceutical in pharmaceutical formulations. Several studies have shown that  
241 AXs greatly promote the nutritional health of the digestive system as a dietary fiber and prebiotic.  
242 This molecule is contained in foods, particularly cereals as the main ingredient. Such molecules are  
243 targeted for human consumption or animal feed due to their great impact in terms of different  
244 biological activities, such as the synergic effect with phenolics, prebiotic activity due to fermentation,  
245 cholesterol control because of the generation of short chain fatty acids (SCFAs) (Y. Zhao et al. 2017),  
246 regulation of blood sugar for patients with diabetes and as a booster of the intestinal microbiota  
247 composition improving the immune response (Ashaolu 2020).



9  
0  
**Fig. 2.** Main health benefits of AXs.

16  
17  
18  
19  
20  
21  
22  
23  
24  
25  
26  
27  
28  
29  
30  
31  
32  
33  
34  
35  
36  
37  
38  
39  
40  
41  
42  
43  
44  
45  
46  
47  
48  
49  
50  
51

**Table 1.** Arabinoxylan extraction techniques and outcomes.

<b>Molecule</b>	<b>Source</b>	<b>Technique</b>	<b>Operating conditions</b>	<b>Yield (%)</b>	<b>Reference</b>
BSG-AX	Barley	Alkaline extraction	<b>Temperature:</b> 25°C <b>Time:</b> 8 h, complete darkness <b>Stirring:</b> 150 rpm <b>Solvent:</b> NaOH 0.5 mol L <sup>-1</sup> (pH 11-12)	72	(Pérez-Flores et al. 2019)
BSG-AX	Barley	Alkaline extraction	<b>Temperature:</b> 25°C <b>Time:</b> 8h, complete darkness <b>Stirring:</b> Yes, 100 rpm <b>Solvent:</b> NaOH 0.5 mol L <sup>-1</sup> (pH 11-12)	-	(Jaguey-Hernández et al. 2022)
BSG-AX	Barley	Saccharification +water treatment	<b>Temperature:</b> 90°C <b>Time:</b> 6 h <b>Solvent:</b> water	21.9	(Lynch et al. 2021)
Sugarcane AX	Sugarcane bagasse	Alkaline extraction	<b>Temperature:</b> 55°C <b>Time:</b> 4 h <b>Stirring:</b> Yes, 200 rpm <b>Solvent:</b> NaOH 5 mol/L and 5–10 drops of antifoaming agent	-	(Solomou et al. 2022)
Native and acetylated AX	Wheat bran	-Pretreated by $\alpha$ -amylase. -Subcritical water extraction (SWE) of AX from destarched wheat bran	<b>Temperature:</b> 90 °C for <b>Time:</b> 17 h <b>Solvent:</b> Sodium phosphate buffer (pH= 7.0)	FAX: 7.5 NAX: 31.1	(Yilmaz-Turan et al. 2020)
Water un-extractable AX	Corn bran	Ultrasonic-Microwave	<b>Temperature:</b> 70 °C <b>Time:</b> 5-30 min <b>Power:</b> 200-600 W <b>Solvent:</b> NaOH 0.15-0.35 mol/L pH= 4.5 <b>Stirring:</b> 4000 rpm, 20 min	25	(Jiang et al. 2019)
Feruloylated AXs	Wheat bran	Subcritical water treatment. Microwave heating extraction system	<b>Temperature:</b> 120-180 °C <b>Time:</b> 10-120 min <b>Solvent:</b> 10% (w/v) aqueous suspension pH 4-10	17.98	(J. Li and Du 2019)
Feruloylated AXs	Maize bran	Alkaline extraction	<b>Temperature:</b> 37 °C <b>Time:</b> 2-6 h <b>Solvent:</b> 0.5 N NaOH solution	8.23	(Herrera-Balandrano et al. 2019)
Maize waste water AXs	Maize wastewater “nejayote”	Acid hydrolysis extraction	<b>Temperature:</b> 120 °C <b>Time:</b> 2 h <b>Solvent:</b> 2 N trifluoroacetic acid	46	(Paz-Samaniego et al. 2016)
Arabinose/Xylose	Wheat bran	Hydrothermal synthesis assisted by heterogenous catalyst	<b>Temperature:</b> 140-180 °C <b>Time:</b> 10-20 min <b>Mesoporous silica:</b> MCM-48/Al-MCM-48 With or without Ruthenium catalyst (RuCl <sub>3</sub> )	78	(Sánchez-Bastardo, Romero, and Alonso 2017)

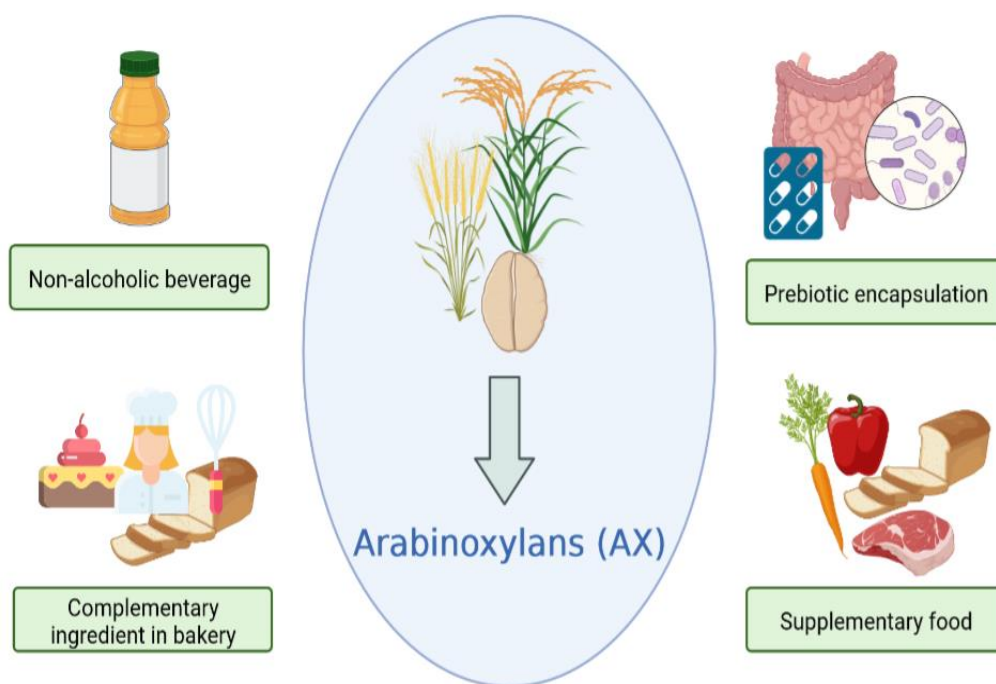
16  
17  
18  
19  
20  
21  
22  
23  
24  
25  
26  
27  
28  
29  
30  
31  
32  
33  
34  
35  
36  
37  
38  
39  
40  
41  
42  
43  
44  
45  
46  
47  
48  
49  
50  
51  
52

Downloaded from mostwiedzy.pl

MOST WIEDZY

Alkali- insoluble cellulose-rich AX (CAX)	Wheat Bran	Alkaline and water extraction	<b>Temperature:</b> 95 °C <b>Time:</b> 6 h <b>Solvent:</b> α-amylase, ethanol	16.97	(Kaur et al. 2021)
AXs	Sugarcane bagasse and wheat bran	Alkaline and enzyme extraction	For alkaline: <b>Temperature:</b> 50 °C <b>Time:</b> 4 h <b>Solvent:</b> 2% H <sub>2</sub> O For enzymatic: <b>Temperature:</b> 37 °C <b>Time:</b> 2 h	For sugarcane: 34 For wheat bread: 11.5	(Campbell et al. 2019)(Campbell et al. 2019)
AXs	Sugarcane bagasse	Alkaline extraction	<b>Temperature:</b> 35 °C <b>Time:</b> 3 h <b>Solvent:</b> 250 mL of a 24% (m/v) KOH and 1% (m/v) NaBH <sub>2</sub> solution	17.5	(de Figueiredo et al. 2017)
BSG-AX	Barley	Water extraction	<b>Temperature:</b> 45-90 °C <b>Time:</b> 11 h <b>Solvent:</b> water	28	(Lazaridou et al. 2008)
Water- extractable AX (WEAX)	Wheat bran	Water extraction	<b>Temperature:</b> 60-95 °C <b>Time:</b> 6 h <b>Solvent:</b> water	73.72	(Demuth, Betschart, and Nyström 2020)

253 According to Damen et al. (2011), a combination of partially enzymatic hydrolyzed water  
 254 unextractable and extractable AXs and arabinoxylo-oligosaccharides (AXOS) led to an increase of  
 255 SCFAs. Likewise, the fermentation of these polysaccharides helped to lessen the intestinal pH making  
 256 an inappropriate environment for pathogens while increasing the *Bifidobacteria* activity. In the same  
 257 way, different formulations were tested, and an important synergic effect was found with the  
 258 replacement of the proportions between the ingredients showing that the combination of the water  
 259 unextractable AX (40% purity), water extractable AX (81% purity) and AXOS, together increased  
 260 the butyrate levels. In the following subsections, we report some of the findings in literature dealing  
 261 with the use of AXs in food formulations, along with the main implication on the resultant product.  
 262 In general, **Fig. 3** overviews the main applications in food technology in which AXs are involved.



**Fig. 3.** Potential sources and uses of recovered AXs.

### 3.1. Arabinoxylans as a potential bread ingredient

**Table 2** enlists the reported implementations and patents of AXs in the food science aimed at improving the nutritional value of existing food items, as well as improving specific physicochemical properties. The dietary fiber obtained from wheat bran can offer several health benefits including disease prevention and antitumor activity. Although the addition of wheat bran to bread can improve

271 the nutritional value, it can also detriment the overall quality of the bread baking causing lower  
272 volume dough, bitter taste, hard crumbing and a darker color (Biliaderis et al. 1995). The relevance  
273 of AXs on these effects lies in them being the main dietary fiber component of wheat bran, even if  
274 water-soluble AXs can be generally beneficial for loaf volume and crumb structure. It is known that  
275 the **water insoluble** AXs could be the main source of spoiling, since this type of AX competes for  
276 water molecules affecting the gluten formation. According to Biliaderis et al. (1995), AXs exhibit  
277 hydrophilic nature translated to high water affinity and thus compete for water molecules against  
278 other compounds present in food matrices. Furthermore, AXs present a unique capability to capture  
279 water molecules thanks to “oxidative gelation” and considering the influence of these on water  
280 relations, based on hydrogen bonding or other specific interactions. As for food processing properties,  
281 they depend on the availability and content of water; AXs certainly become relevant in the final  
282 physicochemical properties and quality of wheat. Since AXs are able to bind or capture a relatively  
283 high quantity of water, this increases the moisture level, together with the molecular chain mobility  
284 of starch, resulting in an improved rate of starch retrogradation (Michniewicz et al. 1992; Biliaderis  
285 et al. 1995).

286 It has been known for years that water-insoluble AXs can be released via alkaline or xylanase  
287 enzyme treatment to give alkali-**solubilized** AXs or enzyme-**solubilized** AXs (Courtin and Delcour  
288 2002). The investigation made by Xue et al. (2020) demonstrated that the quality of the bread  
289 containing high quantities of wheat bran could be substantially tuned by arranging the AX structure,  
290 which can be done by an enzyme treatment enriched with arabinofuranosidase to enhance the  
291 efficiency of degradation while eliminating the arabinose units from the AX structure. Indeed, Wang  
292 et al. (2003) explained that AXs negatively affect the formation of gluten and consequently may result  
293 in a worsened gluten yield because water-unextractable solids, which include water-insoluble AXs.  
294 Also, according to their water competition, AXs somehow provoked a diminished gluten yield, since  
295 they limited the molecular chain motion and capability of the gluten formation by the gliadin and  
296 glutenin.

297 The enzyme cocktail of TmAra and XynB can improve both the nutritional content and  
298 processing functionality of wheat bran, exhibiting a synergetic response to the rheologic properties  
299 of the dough and bread quality. Additionally, it displays promising applicability within emerging  
300 areas for extracting antioxidants, conferring a higher added value in functional foods, nutraceuticals  
301 and pharmaceutical applications.

302 Reducing dietary Glycemic Index (GI) while equilibrating high levels of carbohydrate intake  
303 could be a great option for the betterment of health issues, such as being overweight, obesity and the  
304 risk to acquire diabetes, especially type II. As (Hodge et al. 2004) mentioned, a promising pathway  
305 to possibly achieve this relies on the possibility to replace white bread with low-GI bread. In refined  
306 cereals, the contained glucose tends to be more available in the metabolic digestion which can  
307 provoke insulin resistance, as continuous fluctuations of blood sugar levels may result in responses  
308 to high insulin. Interestingly, AXs obtained from trifluoroacetic acid, ultrasonication processing and  
309 xylanase-aided treatments could be potentially employed to regulate specific GI values desired in  
310 distinct baked products (Y. Liu et al. 2020).



16  
17  
18  
19  
20  
21  
22  
23  
24  
25  
26  
27  
28  
29  
30  
31  
32  
33  
34  
35  
36  
37  
38  
39  
40  
41  
42  
43  
44  
45  
46  
47  
48  
49  
50  
51

Downloaded from mostwiedzy.pl

MOST WIEDZY

**Table 2.** Up-to-date developments of AXs in the food products.

<b>Application</b>	<b>Targeted product</b>	<b>Description</b>	<b>Reference/Patent number</b>
Significantly improve the added value of wheat sprouts and wolfberry	Wheat malt juice wolf- berry drink	Mix the wort, wolfberry juice and softened water, add auxiliary materials, and sterilize	CN1103549606A
Added value stimulates the growth of beneficial colonic microflora.	Kvass: cereal-based and non-alcoholic beverage	Extruded rye, xylanolytic enzymes and LAB can be used for production of novel, safe and higher value non-alcoholic beverages	(Basinskiene et al. 2016)
Enhance the nutritional and technological functionality of dough rheology and steamed bread quality	Wheat bran, having a synergetic effect on the dough rheology and steamed bread	Enzyme treatment enriched with arabinofuranosidase to enhance the efficiency of degradation and modifying the AX structure	(Xue et al. 2020)
Reducing dietary GI substituting white bread with low-GI breads.	Bread	AXs obtained from trifluoroacetic acid, ultrasonication and xylanase treatments under specific conditions can be used to modulate different baked products for the desired GI	(Y. Liu et al. 2020; Hodge et al. 2004)
Quality bran-enriched cake improver	Bakery products and cookies	Favourable effects on batter stability, cake cell density and consistency. Improves the water binding properties which helps to maintain the desired crumb moist.	(Moza and Gujral 2017)
Relieving intestine symptoms, as well as psychobiotics with a beneficial effect on microbiome-brain axis and anti-inflammatory effect.	Novel food prototypes with prebiotic applications	Water-soluble extractable AXs in vitro and confirmed in vivo, increasing the number of SCFAs in the intestine, growing the beneficial bacteria in vitro and in vivo, while decreasing the pathogens in the profile of intestinal microorganisms	(C. Paesani et al. 2019; Candela Paesani et al. 2020)
Encapsulating probiotics, better texture and addition of nutritional value to the wastewater	Nejayote: wastewater generated from the maize processing	Maize wastewater enriched in AX (MWAX) to encapsulate probiotics.	(Ayala-Soto et al. 2014)
It is rich in biological activity of wheat and has a good flavor	Wheat polysaccharide drink	Treated with organic acid and then hydrolyzed, adjust the flavor, fill and sterilize	CN104522811A
Moisturize the intestines, control blood sugar and blood lipids, regulate human immunity and prevent colon cancer	Wheat bran dietary fiber	Alkaline extraction and alcohol precipitation are combined with steam explosion and compound enzyme hydrolysis	CN104544137A
Increase the storage period of the yellow peach and preserve the good flavor of the yellow peach	Yellow peach fresh- keeping treatment liquid	Dissolve vegetable oil, sucrose, iron sulfate, and kusatrol in water, and add modified AX, clove, and astragalus mixed powder	CN108935654A
Simulate the mouthfeel of sugar to improve the quality of low- calorie beverage	Composition for im- proving the taste of beverages	Add hydrolyzed $\beta$ -glucan and AX to a low-calorie or zero- calorie beverage	CN109843086A
Improve the storage effect and edible effect of the composite probiotic product	Compound probiotic products	Add heat protection agent, then the probiotics are embedded with AX and soy protein	CN110623066A
The product not only has the rich fragrance of instant tea, but also can effectively assist in lowering blood sugar	Hypoglycemic instant tea	The product is composed of AX, hop extract, orange peel extract, Pu'er tea extract	CN110897023A
Extend the shelf life of bread and steamed	AX to extend the shelf life of	Modified AX is produced by enzymatic hydrolysis and debranching,	CN110938664A

16  
17  
18  
19  
20  
21  
22  
23  
24  
25  
26  
27  
28  
29  
30  
31  
32  
33  
34  
35  
36  
37  
38  
39  
40  
41  
42  
43  
44  
45  
46  
47  
48  
49  
50  
51  
Downloaded from mostwiedzy.pl  
MOST WIEDZY

bread, and an efficient and healthy flour improver	bread and steamed bread	which is added to the dough	
Inhibit the growth of ice crystals and protect the dough network structure	AX to improve the quality of frozen dough	Modified by enzymes and added to frozen dough	CN110938665A
Increase the plasticity of the dough and reduce the baking time	Cookies	Reduce water absorption of flours with lower WE-AXc and sucrose solvent retention capacity	(Guttieri, Souza, and Sneller 2008)
Adding WE-AX can increase the volume of bread, reduce rejuvenation and extend the shelf life of bread	Bread	Higher WE-AX generally leads to higher loaf volume and quality, whereas higher WU-AXd has the opposite effect	(Courtin and Delcour 2002)
Low-alcohol beer brewed with rye has a higher viscosity and fullness, and a better taste	Mouthfeel contributor in beer	Grind the raw materials, add saaz hops after the saccharification bath; after sterilization, yeast is added for fermentation	(Langenaeken, De Schutter, and Courtin 2020)
Using 0.25-2.0% (w/w) of AX in wheat flour, for improving the quality. Thus, corroborate that using the percentage of AX in wheat flour, both, the nutrition and quality increase in the Chinese noodles	Chinese noodles	The use of UAX in AX from wheat bran flour and bread quality, due to the increment in the water absorption as well as dough formation of noodles	(Fan et al. 2016)
Development of accessible nutritional blends for 3D printing with AX as the basis	3D food printing	Aqueous solutions of starch-mango AX blends to preserve the properties related to the viscoelasticity were prepared with the addition of mineral water to incorporate them in 3D food	(Montoya et al. 2021)

### 313 **3.2. Arabinoxylans as prebiotics**

314 As a nondigestible fiber, AXs stimulates specific gut microbial species, specially the  
315 *Bifidobacterium* spp. and *Lactobacillus* spp., having great potential as a prebiotic with health benefits  
316 including the prevention of dysbiosis effect of gut microbiota, countering the proliferation of  
317 pathogens as well as mitigating specific gastrointestinal disorders (Duan et al. 2022). As mentioned  
318 previously, AX structure can differ depending on cereal type, the part of the grain from which it is  
319 extracted, and the method of recovery. The AX structure becomes relevant regarding the way in which  
320 it is degraded and fermented by the gut microbiota. Because of the structural diversity, there is still a  
321 lot to learn from each function/use that could have. The most studied structures are the wheat-based  
322 AXs, which have shown development of microbial species and their substantial proliferation, but  
323 there is much more to know about other types of cereal grains, such as rice, oatmeal and corn  
324 (Schupfer et al. 2021). However, Paesani et al. (2019) mentioned the potential of novel food  
325 formulations and ingredient prototypes such as AXs and probiotics for relieving intestine symptoms,  
326 as well as the possible use as psychobiotics exhibiting a positive effect on microbiome-brain axis.  
327 Punctually, this study revealed that *Lactobacillus reuteri* ATCC23272 had anti-inflammatory  
328 activity, and its synergistic effect with AXs, opens a new window of developing new food  
329 formulations. Another development was presented by Paesani et al. (2020), who studied the prebiotic  
330 activity of water-soluble extractable AXs *in vitro* and proved *in vivo* test, showing a higher prebiotic  
331 capacity by raising the number of SCFAs in the intestine, growing the health-promoting bacteria in  
332 both assays, while mitigating the number of pathogens in the total profile of microorganisms present  
333 in the intestine.

### 335 **3.3. Arabinoxylans in beer manufacturing**

6 AXs are able to cause several issues credited to the increment of wheat employed for brewing  
7 the wheat beer, which could compromise the quality of the obtained wheat beer, including the high  
8 viscosity of the wort, the haze formation, and the sensorial properties and wheat beer foam  
9 performance. Langenaeken et al. (2020) confirmed the significance of AXs and its degree of

340 polymerization for a better mouthfeel attribute of produced beverages, such as alcohol-free beer, low-  
341 alcohol content beers and light beers as it increases the viscosity values of the beer. Experimentally,  
342 those beers were brewed replacing barley malt grits (20%) with weather oat, non-malted barley, or  
343 rye in comparison with a control. As for the one brewed with rye, a substantial increase (ca. 53 %) in  
344 AXs presence was observed while increasing the degree of polymerization from 29 to 50. In  
345 comparison with the control beer presenting a viscosity = 1.48 mm<sup>2</sup>/s, this property was observed to  
346 increase in the rye beer (ca. 1.85 mm<sup>2</sup>/s). It is worth mentioning that the highest viscosity in beer was  
347 shown by the non-malted rye, this latter phenomenon was credited to the presence of high molecular  
348 weight AXs in the final beer. During sensory analysis, the beer, containing rye (30%), was found to  
349 as the fullest beer, emphasizing the AXs relevance and their related polymerization degree in the  
350 fullness and viscosity of low-alcohol beers, presenting this approach as a viable solution to improve  
351 mouthfeel characteristics and postulating that the improved viscosity is attributed to the delivery of  
352 higher molecular weight AXs from un-malted cereals than the ones that could be obtained from  
353 malted cereals (Langenaeken, De Schutter, and Courtin 2020).

354 In recent years, pure wheat malt beer (PWMB) has risen in popularity due to its imaginably  
355 functional properties, such as aroma and taste (Schneiderbanger et al., 2016). As non-starch  
356 polysaccharides (NSPs), including the AXs, are the main component in wheat beer, it has been stated  
357 by Li et al. (2020) that NSPs can certainly enhance the body of beers and can favorably have an  
358 impact on the haze and foam retention of beers, being crucial indicators for consumers to determine  
359 whether the beer has a good or bad quality.

360 The potential health value and functional properties of NSPs in PWMB were studied by Díaz  
361 et al. (2023), who found out that its antioxidant, prebiotic activities, hypoglycemic and hypolipidemic  
362 effects arise. Likewise, Michiels et al. (2023) confirmed the impact of AXs on the brewing process  
363 contributing to the palate fullness of beers. This concluded that this promising tunable cereal  
364 component, depending on the arabinose units where most often, a low AX concentration is sought to  
365 reduce wort viscosity and consequently eliminate wort and beer filtration complications (Sadosky et.,  
366 2002).

### 367 **3.4. Arabinoxylans for probiotic encapsulation**

368 Maize is one of the major sources of food in Mexico. To improve its nutritional value, the  
369 maize kernel is subjected to nixtamalization processes (Roberto Castro-Muñoz and Yáñez-Fernández  
370 2015; R Castro-Muñoz et al. 2015), in which maize is exposed to an alkali treatment generating large  
371 volumes of wastewater which contain gelling AX (Roberto Castro-Muñoz, Fíla, and Durán-Páramo  
372 2019). Therefore, there is an interest focused in the rheological, structural and microstructural  
373 characteristics of this bio-based material. The capability of maize wastewater enriched in AX  
374 (MWAX) to encapsulate probiotics has been studied (Paz-Samaniego et al. 2016). Nixtamalization,  
375 as it is called the alkali cooking in Mexico, is widely used to have a better texture and for the addition  
376 of nutritional value to the maize and the wastewater generated from the maize processing is known  
377 as “Nejayote”, which is considered as highly alkaline with high chemical and biological oxygen  
378 demand. Throughout the nixtamalization procedure, once maize bran is removed from the kernel,  
379 AXs and cell wall components are partially solubilized in Nejayote, formerly described as a source  
380 of gelling AX (Ayala-Soto et al. 2014). Among the most significant findings, is the encapsulation of  
381 probiotic *Bifidobacterium* in MWAX gels with a 10% (w/v) where the ones containing and  
382 maintaining the maximum probiotic content with a  $1 \times 10^7$  CFU/mL. Thus, because of the pore size  
383 of the matrix that surrounds it, the capsule was about 11 times smaller than the probiotic (Paz-  
384 Samaniego et al. 2016).

### 385 **3.5. Arabinoxylans in bakeries and confectioneries**

386 AXs, as soluble fibers, are mostly present in the endosperm of cereals. Most of their  
387 physicochemical properties have been potentially exploited, for example as baking additives, to  
388 enhance several properties in the final products, such as consistency property of the dough, loaf  
389 volume increase, improve crumb structure, or decrease in the bread staling. So far, AXs have been  
0 described as palatable ingredients, in which the AX-enriched foods present excellent acceptability by  
1 consumers. For example, AXs, especially the ones present in hard wheat varieties, are widely known  
2 and chosen to provide better loaf volume in bread, which also enrich the protein intake and gluten  
3 strength (Kiszonas et al. 2015). Several studies have reported positive effects of AXs in different

394 cookies, where the use of flours in combination with these soluble fibers results in a product with a  
395 low spread ratio, a decrease in diameter and a firm consistency, which are phenotypic characteristics  
396 of great importance for a quality product. The non-starch polysaccharide fraction in wheat flour  
397 cookie-making was studied by Guttieri, Souza, and Sneller (2008). It was documented that higher  
398 arabinose/xylose ratio demonstrated a tendency in the depletion of water absorption contained in  
399 entire grain flour leading to a soft cookie. Also, the influence of substituting small quantity of sugar,  
400 or flour, by AX oligosaccharides in cookies was analysed. According to Pareyt et al. (2011), when  
401 the flour was replaced, the cookie diameter was somewhat decreased while the hardness behaved  
402 opposite. Likewise, it was reported that AXs in cakes have potential benefits, although it has not been  
403 extensively studied (Oliete et al. 2010). To some extent, it is recommended to select the flours based  
404 on the concentration of the soluble pentosan which must be high. However, the use of xylans has  
405 been highlighted as a quality bran-enriched cake improver (Lebesi and Tzia 2011). Furthermore,  
406 when baking with high content AX flours, the air cell in final products is smaller which is best viewed  
407 by consumers (Moza and Gujral 2017). Particularly, they conclude that when AXs are present, there  
408 are multiple favourable effects on batter stability, cake cell density and consistency. Thus, it improves  
409 the water binding properties which helps to maintain the desired crumb moist.

410 Very recently, Molina et al. (2021) evaluated the effect of isolated AXs in preparing model  
411 flours. The refined flour was added with both extractable and water unextractable AXs. In this  
412 investigation, AXs showed a meaningful impact on the mechanical properties, especially elasticity,  
413 increasing the starch gelatinization degree from 24 up to 36%.

### 414 **3.6. Arabinoxylans in non-alcoholic beverages**

415 Nowadays, the producers of non-alcoholic drinks aim to distinguish their products in the  
416 market of beverages with additional health benefits and functionality. This category is already sought  
417 and commercialized on global markets by healthy lifestyle consumers. They choose to buy fortified  
418 drinks, e.g., water enriched with minerals/vitamins and fruits, and more interested on the functionality  
419 features of ready-to-drink food items (Busuricu et al. 2022). Also, non-alcoholic beverage marketing  
420 is pervasive across multiple media predominantly promoting products with high content in fat, sugar,

421 and/or salt. Given the evidence of diet-related noncommunicable disease risk and obesity, the World  
422 Health Organization (WHO) and other authoritative bodies have stepped in to shape policies for  
423 regulating unhealthy beverages marketing and reduce the impact in children specially (Boyland et al.  
424 2022; Ngqangashe et al. 2022). This is why conducting biotechnological research to find new  
425 strategies for enhancing the functionality of non-alcoholic drinks is a big opportunity for the industry.  
426 In this field, AXs have a potential to increase the value of these drinks, as mentioned on the  
427 (Basinskiene et al. 2016) approach for non-alcoholic beverages called “Kvass”, which is a typical  
428 cereal-based beverages manufactured from fermented barley malt and rye, or stale rye bread in eastern  
429 European countries (e.g., Lithuania). AX-derived arabinoxylooligosaccharides (AXOS), represent an  
430 emerging food ingredient as prebiotics thanks to their exceptional stimulation of the growth of  
431 beneficial microflora, as mentioned in the previous section. Concluding that extruded rye, along with  
432 xylanolytic enzymes and LAB bacteria, could be interestingly employed within the manufacture of  
433 new, safe and higher-value-added non-alcoholic beverages (Basinskiene et al. 2016).

### 3.7. Arabinoxylans for the improvement of Chinese noodles

434 Being dietary fiber as an important element in human diet and AX a main component of both  
435 soluble/insoluble roughage, they indeed provide numerous health benefits such as antioxidant  
436 properties. Several works have evidenced that AXs improve substantially the quality of flour and  
437 bread since they increment the water absorption capacity as well as dough formation (Guttieri, Souza,  
438 and Sneller 2008). Reports have proven that noodles account for 30 up to 35%, of the total produced  
439 wheat flour, as they are known to be a popular food in China. With this in mind, Fan et al. (2016)  
440 used ultrasonication to treat unmodified AX (UAX) for obtaining small molecular AXs (MAX) and  
441 later studied the effect on the color, water properties, cooking characteristics, chemical interactions  
442 between free sulfhydryl chemical groups and generated disulfide bonds, and texture of this classic  
443 meal. When AX content increased, the dough sheet appeared to be darker, while the texture of the  
4 prepared noodles improved but it was worsened with higher content than 1% AXs (Buksa, Nowotna,  
5 and Ziobro 2016)(Zhang et al. 2011). Apart from that, the presence of free sulfhydryl chemical  
6 functionalities varied, e.g., they decreased by 15.4% and 19.3% when incorporated UAX and MAX,  
7



448 (0.5%), respectively. Finally, findings on the water absorption improvement and cooking loss rate  
449 were observed to decrease up to 1.0% of AX addition. In this study, the authors confirmed that by  
450 incorporating lower AXs (between 0.25–1.0%) in the final wheat flour, h to improve the quality and  
451 nutritional value of Chinese noodles.

### 3.8. Starch-arabinoxylans in 3D food printing

453 3D-food printing materials, such as isolated proteins, carbohydrates (alginate), and fats, are emerging  
454 alternatives in homemade cookies in recent years. Apart from their advantages for complex  
455 geometries, modifications in texture and specified nutritional contents are desired (Baiano 2022). In  
456 this emergent field, Montoya et al. (2021) developed accessible nutritional blends for 3D printing  
457 with the help of starch, lyophilized fruit as basis and AXs. In the case of AXs, they were proposed  
458 since they own specific characteristics, including adhesive properties, thickener stabilizer,  
459 emulsification properties, and film-forming properties (Ayala-Soto, Serna-Saldívar, and Welti-  
460 Chanes 2016). By adding AXs, the preparation of blends containing small starch concentration was  
461 done intentionally while aiming to preserve specific attributes related to the viscoelasticity. In this  
462 study, the first batch of starch-mango aqueous mixtures (0/100, 25/75, 50/50, 75/25, 100/0) were  
463 prepared, and second batch contained starch-AX mixtures (50/50, 75/25, 100/0) with the addition of  
464 mineral water in first place, and then starch portion, and lastly followed by AXs fraction, as shown  
465 in **Table 3**. The three starch-AX blends, identified as 100/0, 75/25, 50/50 ratio, were selected for  
466 further 3D printing protocol to determine the best blend with the maximum printed height. Especially,  
467 the one with 75/25 formulation displayed a pseudoplastic and shear thinning viscous properties  
468 similar to pure starch. Thus, they concluded that appropriate starch/AXs combinations could also  
469 form hydrogels, or reticulated natural composites, that are dependent on the starch ratio; when having  
470 a 50% of this, they are in the form of hydrogels, on the contrary, become complex composites. At  
1 this point, it was proven that high contents in starch-AX blends are very suitable and then suggested  
2 for 3D food printing due to its nutritional value (Liu et al. 2018).

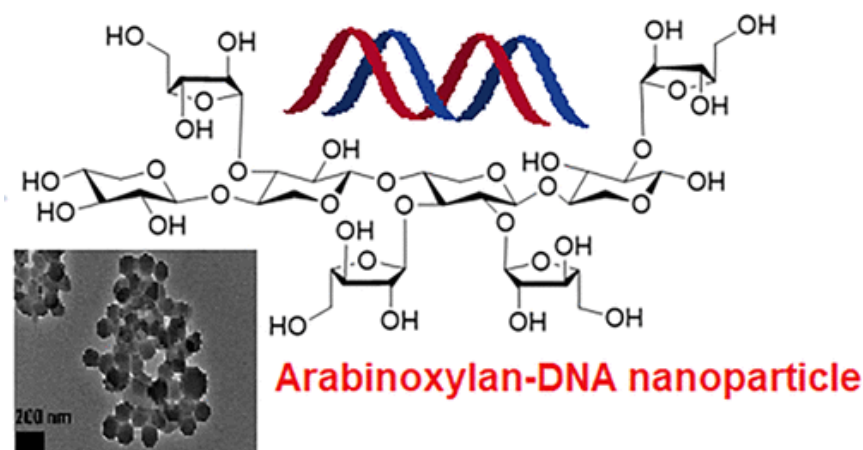
3 **Table 3.** Composition of the different starch-mango and AX blend formulations.

Formulation	Water %	Starch %	Mango %	AXs%
Starch (100)	80	20	0	0

Starch/Mango (75/25)	80	15	5	0
Starch/Mango (50/50)	80	10	10	0
Starch/Mango (25/75)	80	5	15	0
Starch/Mango (0/100)	80	0	20	0
Starch/AXs (75/25)	80	15	0	5
Starch/AXs (50/50)	80	10	0	10

### 3.9. Arabinoxylans in nanodelivery platforms

It is known that the food industry is likely to be one of the main fields demanding large quantities of water and energy consumption. As there is an abrupt increase in global population, the future perspective is to meet higher agricultural sources while mitigating any possible negative impact on the natural resources (e.g. water bodies) and environment (Schneider et al. 2021). Also, climate change plays an important role in future agricultural production, while temperature effects become relevant for policy-makers, farmers, agriculturalists, and crop breeders, who need to guarantee worldwide food systems. To some extent, developing sustainable crop systems and adaptation strategies for specific regions are crucial to guarantee the future food supply chain of an increased global population (C. Zhao et al. 2017). In this regard, Sarker et al. (2020) presented a sustainable idea of using chemically modified AXs, which were successfully obtained from agro-food waste and by-products, as portable materials for gene delivery in agrochemical area. Particularly, nanocarriers should offset the three main identified drawbacks of modern delivery methods in plant systems: (i) as a specific nanoparticle size can permeate through the cell wall, (ii) tuning and adjusting the surface properties (such as charge, hydrophilic/hydrophobic) to carry diverse compounds and cargo, and (iii) extended applicability in plant-based systems (Cunningham et al. 2018). It was proven that AXs, especially the ones present in wheat bran, are analogs with similar chemical properties like the ones to obtained from wheat flour and therefore can be used to construct DNA polyplexes with cationically derivatized AXs, as described in **Fig. 4**. These biodegradable nanocarriers with an average size of 150–200 nm can be used as delivery platforms with facilitated transport ability of protein and nucleic acid fractions in plants (Sarker et al. 2020).



**Fig. 4.** Nanocarriers based on wheat bran obtained from AXs for nucleic acid delivery. Taken from (Sarker et al. 2020).

### 3.10. Structure-function relationship of AXs and their application within food systems

Throughout the years, cereals grains have been extensively studied due to their wide range of ingredients with a varying degree of structural and functional complexity. The characterization of the proteins and starches, major components in cereals, has allowed to demonstrate its irrefutably functional role. The interest in the study of cereal cell wall polysaccharides stems from the recognition of the role of these minor components which affects to a degree human nutrition, physical and chemical properties, processing behavior and shelf life. Despite the diverse non-starch polysaccharides that form the cell walls of cereal grains,  $\beta$ -glucans and AXs molecular structures have received the most attention as well as oligosaccharides derived from these polymers. Due to it, endo- $\beta$ -xylases and endo- $\beta$ -glucanases have permitted structural examination of these cereal cell wall at its finest detail.

Both polysaccharides afterward mentioned display halfway dissolvability in water and thus in the human diet, notwithstanding the physiological impacts related to the consumption of insoluble fiber. In food systems,  $\beta$ -glucans and AXs may likewise modify the texture, water binding properties and tangible characteristics of a food product (Eliasson et al. 1996). From a wholesome and practical perspective, cereal foods rich in non-starch polysaccharides meet the description of “functional foods” as they give some of the ordinary quality characteristics of a food, like sustenance and texture.

As an example, there is a wide range of studies on the role of AXs in the bread-making process that seek to expound on the effects of AXs on properties such as water adsorption of dough, loaf

518 volume and firmness. Once the studies were run, the one in which water-soluble AXs were added to  
519 bread formulations, demonstrated an increase in the water adsorption of the dough and improved the  
520 loaf volume of wheat and rye bread. Therefore, the conclusions point that the improvement in the loaf  
521 volume of bread is dependent on the AX's concentration in the dough system and it was importantly  
522 debated that the concentration which ideally upgrades the loaf volume is related to factors such as the  
523 quality of the bread flour along with the molecular weight and same structure indicating that the  
524 higher the concentration is compared to the optimum of AX can cause viscosity built up in the dough  
525 and thereby hinder the loaf expansion (Izydorzyc & Biliaderis, 2000).

### 3.11. Potential of purified/isolated AX in food systems

526 There are many studies reporting on the functional role of pentoses (the main forming structure of  
527 AXs), particularly as it relates to the breadmaking process giving rise to various experimental findings  
528 that are attributed to diverse factors, to mention some are the method of isolation, degree of purity,  
529 composition of pentosan preparation and baking systems. Nonetheless, with most proof  
530 recommending that the functional properties of pentosans are primarily due to the AX components.  
531 When AX is added to wheat flour, these last certainly compete with the dough water (Izydorzyc et  
532 al., 1991 & Biliaderis).

## 4. Concluding remarks and perspectives

533 The purpose of this comprehensive review is to reveal the up-to-date findings on the AXs  
534 extraction, their health benefits, and applications in food products. This review reports, for the first  
535 time, the main efforts of the scientific community on the different strategies and methods for the  
536 extraction, separation, and recovery of AXs from distinct sources and by-products (e.g.,  
537 nixtamalization wastewaters). From this review, it can be concluded that AX purification is directly  
538 affected by the type of source, germinating state, location in the grain, pre-treatment, source  
539 conditioning and finally the extraction technique. However, a detailed description of the extraction  
540 conditions of AXs may be useful to overcome the main constraints during the purification protocols

544 and to obtain reproducible data from different studies. AXs have potential health benefits, including  
545 SCFAs modulation in colon tissue, increased antioxidant activity, as well as reduced glycaemic  
546 response through a variety of mechanisms. The chemical structure of AXs has a decisive influence  
547 on the physical properties when contained in foods; generally, AXs, exhibiting low molecular weight  
548 and high solubility properties, seems to be suitable for better food systems. Unfortunately, the pre-  
549 treatment strategies, extraction and purification techniques and used food manufacture parameters  
550 greatly dictate the resulting properties of AXs and their performance in food formulations, suggesting  
551 that the functionality properties of isolated AX could be tuned to meet the quality needed for the end-  
552 products. To date, alkaline extraction has been the most used method for AX extraction, especially  
553 due to its simplicity, the easy to implement facilities and the operation time (between 2 to 8 h).  
554 Unfortunately, the main inconvenience of this method relies on reducing the bioactivity and  
555 antioxidant properties of AXs (Jaguey-Hernández et al. 2022; Pérez-Flores et al. 2019; Daniela D.  
556 Herrera-Balandrano et al. 2018; Rudjito et al. 2019). Regarding the probiotic encapsulation, once the  
557 *Bifidobacterium* was already studied and its efficacy has been proven, AXs represent an opportunity  
558 for future studies proposing another probiotic models, such as *Lactobacillus* or a mixture of both,  
559 giving rise to a healthier gut population microbiota in the consumer. Concerning the effect of AXs in  
560 bakery products and cookies, findings lead to possible approaches reducing sugar levels while  
561 increasing fiber content, obtaining enriched cookies with high plasticity in the dough and more  
562 efficient baking (Pareyt et al. 2011).

563 Furthermore, up-to-date developments of AXs in food products were described, in which the  
564 modification of AXs by enzymes results in having a positive effect on the shelf life of a variety of  
565 cereals, to mention just a few. They act as a protection for the dough network structure, enhancers of  
566 viscosity, water absorption, foam stabilizers, among others. Thus, these polysaccharides'  
567 considerable importance in cereal-based processes has been widely accepted and studied due to their  
568 nutritional benefits and properties giving rise to an increasing demand for arabinoxylan-enriched  
569 products.

570 **Acknowledgments**

571 Financial support from Nobelium Joining Gdańsk Tech Research Community (contract number DEC  
572 33/2022/IDUB/1.1; NOBELIUM nr 036236) is gratefully acknowledged. R. Castro-Muñoz also  
573 acknowledges the School of Engineering and Science and the FEMSA-Biotechnology Center at  
574 Tecnológico de Monterrey for their support through the Bioprocess (0020209I13) Focus Group.

576 **Conflict of Interest**

577 The authors declare no conflict of interest.

579 **References**

- 580 Alam, M S, Ms Jasmeen Kaur, Ms Harjot Khaira, and Ms Kalika Gupta. 2015. “Extrusion and  
581 Extruded Products : Changes in Quality Attributes as Affected by Extrusion Process  
582 Parameters : A Review.” *Critical Reviews in Food Science and Nutrition*, no. February 2015:  
583 37–41. <https://doi.org/10.1080/10408398.2013.779568>.
- 584 Ashaolu, Tolulope Joshua. 2020. “Immune Boosting Functional Foods and Their Mechanisms: A  
585 Critical Evaluation of Probiotics and Prebiotics.” *Biomedicine and Pharmacotherapy* 130:  
586 110625. <https://doi.org/10.1016/j.biopha.2020.110625>.
- 587 Ayala-Soto, Fabiola E., Sergio O. Serna-Saldívar, Silverio García-Lara, and Esther Pérez-Carrillo.  
588 2014. “Hydroxycinnamic Acids, Sugar Composition and Antioxidant Capacity of  
589 Arabinoxylans Extracted from Different Maize Fiber Sources.” *Food Hydrocolloids* 35  
590 (March): 471–75. <https://doi.org/10.1016/j.foodhyd.2013.07.004>.
- 591 Ayala-Soto, Fabiola E., Sergio O. Serna-Saldívar, and Jorge Welti-Chanes. 2016. “Effect of  
592 Processing Time, Temperature and Alkali Concentration on Yield Extraction, Structure and  
593 Gelling Properties of Corn Fiber Arabinoxylans.” *Food Hydrocolloids* 60: 21–28.  
594 <https://doi.org/10.1016/j.foodhyd.2016.03.014>.
- 595 Baiano, Antonietta. 2022. *3D Printed Foods: A Comprehensive Review on Technologies*,

- 596 *Nutritional Value, Safety, Consumer Attitude, Regulatory Framework, and Economic and*  
597 *Sustainability Issues. Food Reviews International*. Vol. 38. Taylor & Francis.  
598 <https://doi.org/10.1080/87559129.2020.1762091>.
- 599 Basinskiene, Loreta, Grazina Juodeikiene, Daiva Vidmantiene, Maija Tenkanen, Tomas  
600 Makaravicius, and Elena Bartkiene. 2016. "Non-Alcoholic Beverages from Fermented Cereals  
601 with Increased Oligosaccharide Content." *Food Technology and Biotechnology* 54 (1): 36–44.  
602 <https://doi.org/10.17113/ftb.54.01.16.4106>.
- 603 Biliaderis, Costas G, Marta S Izydorczyk, and Onkar Rattan. 1995. "Effect of Arabinoxylans on  
604 Bread-Making Quality of Wheat Flours" 53: 165–71.
- 605 Boyland, Emma, Lauren McGale, Michelle Maden, Juliet Hounsome, Angela Boland, and Andrew  
606 Jones. 2022. "Systematic Review of the Effect of Policies to Restrict the Marketing of Foods  
607 and Non-Alcoholic Beverages to Which Children Are Exposed." *Obesity Reviews* 23 (8): 1–  
608 21. <https://doi.org/10.1111/obr.13447>.
- 609 Buksa, Krzysztof, Anna Nowotna, and Rafał Ziobro. 2016. "Application of Cross-Linked and  
610 Hydrolyzed Arabinoxylans in Baking of Model Rye Bread." *Food Chemistry* 192: 991–96.  
611 <https://doi.org/10.1016/j.foodchem.2015.07.104>.
- 612 Busuricu, Florica, Verginica Schroder, Doina Margaritti, Andreea Hortensa Anghel, and Sirma  
613 Tomos. 2022. "Nutritional Quality of Some Non-Alcoholic Beverages from the Romanian  
614 Market." *Technium BioChemMed* 3 (1): 1–6. <https://doi.org/10.47577/biochemmed.v3i1.5471>.
- 615 Cako, Elvana, Zhaohui Wang, Roberto Castro-Muñoz, Manoj P. Rayaroth, and Grzegorz Boczkaj.  
616 2022. "Cavitation Based Cleaner Technologies for Biodiesel Production and Processing of  
617 Hydrocarbon Streams: A Perspective on Key Fundamentals, Missing Process Data and  
618 Economic Feasibility – A Review." *Ultrasonics Sonochemistry* 88 (February).  
619 <https://doi.org/10.1016/j.ultsonch.2022.106081>.
- 620 Campbell, G. M., N. Čukelj Mustač, M. Alyassin, L. D. Gomez, R. Simister, J. Flint, D. J. Philips,  
621 M. J. Gronnow, and N. J. Westwood. 2019. "Integrated Processing of Sugarcane Bagasse:



- 622 Arabinoxylan Extraction Integrated with Ethanol Production.” *Biochemical Engineering*  
623 *Journal* 146 (November 2018): 31–40. <https://doi.org/10.1016/j.bej.2019.03.001>.
- 624 Castro-Muñoz, R, G I Cerón-Montes, B E Barragán-Huerta, and J Yáñez-Fernández. 2015.  
625 “Recovery of Carbohydrates from Nixtamalization Wastewaters (Nejayote) by Ultrafiltration.”  
626 *Revista Mexicana de Ingeniería Química* 14 (3): 735–44.
- 627 Castro-Muñoz, Roberto. 2020a. “Membrane Technologies for the Production of Nonalcoholic  
628 Drinks.” In *Trends in Non-Alcoholic Beverages*, edited by Charis M. Galanakis, 53:141–59.  
629 Elsevier.
- 630 ———. 2020b. “Retention Profile on the Physicochemical Properties of Maize Cooking By-  
631 Product Using a Tight Ultrafiltration Membrane.” *Chemical Engineering Communications* 207  
632 (7): 887–95. <https://doi.org/10.1080/00986445.2019.1618844>.
- 633 Castro-Muñoz, Roberto, Blanca E. Barragán-Huerta, Vlastimil Fíla, Pierre Charles Denis, and René  
634 Ruby-Figueroa. 2018. “Current Role of Membrane Technology: From the Treatment of Agro-  
635 Industrial by-Products up to the Valorization of Valuable Compounds.” *Waste and Biomass*  
636 *Valorization* 9 (4): 513–529. <https://doi.org/10.1007/s12649-017-0003-1>.
- 637 Castro-Muñoz, Roberto, Vlastimil Fíla, and Enrique Durán-Páramo. 2019. “A Review of the  
638 Primary By-Product (Nejayote) of the Nixtamalization During Maize Processing: Potential  
639 Reuses.” *Waste and Biomass Valorization* 10 (1): 13–22. <https://doi.org/10.1007/s12649-017-0029-4>.
- 640  
641 Castro-Muñoz, Roberto, and Octavio García-Depraect. 2021. “Membrane-Based Harvesting  
642 Processes for Microalgae and Their Valuable-Related Molecules: A Review.” *Membranes* 11  
643 (8): 1–21. <https://doi.org/10.3390/membranes11080585>.
- 644  
645 Castro-Muñoz, Roberto, Octavio García-Depraect, Elizabeth León-Becerril, Alfredo Cassano,  
646 Carmela Conidi, and Vlastimil Fíla. 2021. “Recovery of Protein-Based Compounds from Meat  
647 by-Products by Membrane-Assisted Separations: A Review.” *Journal of Chemical Technology*  
648 *and Biotechnology* 96 (11): 3025–42. <https://doi.org/10.1002/jctb.6824>.

- 648 Castro-Muñoz, Roberto, Emilia Gontarek-Castro, and Seid Mahdi Jafari. 2022. “Up-to-Date  
649 Strategies and Future Trends towards the Extraction and Purification of Capsaicin: A  
650 Comprehensive Review.” *Trends in Food Science and Technology* 123 (July 2021): 161–71.  
651 <https://doi.org/10.1016/j.tifs.2022.03.014>.
- 652 Castro-Muñoz, Roberto, and Jorge Yáñez-Fernández. 2015. “Valorization of Nixtamalization  
653 Wastewaters (Nejayote) by Integrated Membrane Process.” *Food and Bioproducts Processing*  
654 95: 7–18. <https://doi.org/10.1016/j.fbp.2015.03.006>.
- 655 Courtin, C. M., and J. A. Delcour. 2002. “Arabinoxylans and Endoxylanases in Wheat Flour Bread-  
656 Making.” *Journal of Cereal Science* 35 (3): 225–43. <https://doi.org/10.1006/jcrs.2001.0433>.
- 657 Cunningham, Francis J., Natalie S. Goh, Gozde S. Demirer, Juliana L. Matos, and Markita P.  
658 Landry. 2018. “Nanoparticle-Mediated Delivery towards Advancing Plant Genetic  
659 Engineering.” *Trends in Biotechnology* 36 (9): 882–97.  
660 <https://doi.org/10.1016/j.tibtech.2018.03.009>.
- 661 Damen, Bram, Joran Verspreet, Annick Pollet, Willem F. Broekaert, Jan A. Delcour, and  
662 Christophe M. Courtin. 2011. “Prebiotic Effects and Intestinal Fermentation of Cereal  
663 Arabinoxylans and Arabinoxylan Oligosaccharides in Rats Depend Strongly on Their  
664 Structural Properties and Joint Presence.” *Molecular Nutrition and Food Research* 55 (12):  
665 1862–74. <https://doi.org/10.1002/mnfr.201100377>.
- 666 Demuth, Teresa, Julian Betschart, and Laura Nyström. 2020. “Structural Modifications to Water-  
667 Soluble Wheat Bran Arabinoxylan through Milling and Extrusion.” *Carbohydrate Polymers*  
668 240 (January): 116328. <https://doi.org/10.1016/j.carbpol.2020.116328>.
- 669 Díaz-Montes, Elsa, and Roberto Castro-Muñoz. 2021. “Edible Films and Coatings as Food-Quality  
670 Preservers: An Overview.” *Foods* 10 (2): 249. <https://doi.org/10.3390/foods10020249>.
- 671 Díaz, A. B., Durán-Guerrero, E., Valiente, S., Castro, R., & Lasanta, C. (2023). Development and  
672 Characterization of Probiotic Beers with *Saccharomyces boulardii* as an Alternative to  
673 Conventional Brewer’s Yeast. *Foods*, 12(15), 2912.

- 674 Duan, Hui, Leilei Yu, Fengwei Tian, Qixiao Zhai, Liuping Fan, and Wei Chen. 2022. “Antibiotic-  
675 Induced Gut Dysbiosis and Barrier Disruption and the Potential Protective Strategies.” *Critical*  
676 *Reviews in Food Science and Nutrition* 62 (6): 1427–52.  
677 <https://doi.org/10.1080/10408398.2020.1843396>.
- 678 Eliasson, A. C., & Gudmundsson, M. (1996). *Starch: physicochemical and functional aspects*. Food  
679 Science And Technology-New York-Marcel Dekker-, 431-504.
- 680 Fadel, Abdulmannan, Ayman M Mahmoud, Jason J Ashworth, Weili Li, Yu Lam Ng, and Andrew  
681 Plunkett. 2018. “Health-Related Effects and Improving Extractability of Cereal  
682 Arabinoxylans.” *International Journal of Biological Macromolecules* 109: 819–31.  
683 <https://doi.org/10.1016/j.ijbiomac.2017.11.055>.
- 684 Fan, Ling, Sen Ma, Xiaoxi Wang, and Xueling Zheng. 2016. “Improvement of Chinese Noodle  
685 Quality by Supplementation with Arabinoxylans from Wheat Bran.” *International Journal of*  
686 *Food Science and Technology* 51 (3): 602–8. <https://doi.org/10.1111/ijfs.13042>.
- 687 Figueiredo, Franciane Cristina de, Ana Flavia Azevedo Carvalho, Michel Brienzo, Tania Sila  
688 Campioni, and Pedro de Oliva-Neto. 2017. “Chemical Input Reduction in the Arabinoxylan  
689 and Lignocellulose Alkaline Extraction and Xylooligosaccharides Production.” *Bioresource*  
690 *Technology* 228: 164–70. <https://doi.org/10.1016/j.biortech.2016.12.097>.
- 691 Görgüç, Ahmet, Cavit Bircan, and Fatih Mehmet Yılmaz. 2019. “Sesame Bran as an Unexploited  
692 By-Product: Effect of Enzyme and Ultrasound-Assisted Extraction on the Recovery of Protein  
693 and Antioxidant Compounds.” *Food Chemistry* 283 (October 2018): 637–45.  
694 <https://doi.org/10.1016/j.foodchem.2019.01.077>.
- 695 Gorrasi, Giuliana, and Andrea Sorrentino. 2015. “Mechanical Milling as a Technology to Produce  
696 Structural and Functional Bio-Nanocomposites.” <https://doi.org/10.1039/c5gc00029g>.
- 697 Guttieri, Mary J., Edward J. Souza, and Clay Sneller. 2008. “Nonstarch Polysaccharides in Wheat  
698 Flour Wire-Cut Cookie Making.” *Journal of Agricultural and Food Chemistry* 56 (22): 10927–  
699 32. <https://doi.org/10.1021/jf801677a>.

- 700 Herrera-Balandrano, D.D, J.G Báez-González, E Carvajal-Milán, Gerardo Mendez-Zamora, Vania  
701 Urías-Orona, Carlos A Amaya-guerra, and Guillermo Niño-Medina. 2019. “Feruloylated  
702 Arabinoxylans from Nixtamalized Maize Frankfurter Sausages.” *Molecules* 24 (2056): 1–11.  
703 Herrera-Balandrano, Daniela D., Juan G. Báez-González, Elizabeth Carvajal-Millán, Dolores Mui-  
704 Rangel, Vania Urías-Orona, Ana L. Martínez-López, Jorge A. Márquez-Escalante, José B.  
705 Heredia, Trust Beta, and Guillermo Niño-Medina. 2018. “Alkali-Extracted Feruloylated  
706 Arabinoxylans from Nixtamalized Maize Bran Byproduct: A Synonymous with Soluble  
707 Antioxidant Dietary Fiber.” *Waste and Biomass Valorization* 0 (0): 0.  
708 <https://doi.org/10.1007/s12649-018-0462-z>.  
709 Hodge, Allison M., Dallas R. English, Kerin O’Dea, and Graham G. Giles. 2004. “Glycemic Index  
710 and Dietary Fiber and the Risk of Type 2 Diabetes.” *Diabetes Care* 27 (11): 2701–6.  
711 <https://doi.org/10.2337/diacare.27.11.2701>.  
712 Izydorczyk, M. S., & Biliaderis, C. G. (1995). Cereal arabinoxylans: advances in structure and  
713 physicochemical properties. *Carbohydrate polymers*, 28(1), 33-48.  
714 Izydorczyk, M. S., & Biliaderis, C. G. (2000). Structural and functional aspects of cereal  
715 arabinoxylans and  $\beta$ -glucans. *Developments in Food Science*, 361–384. doi:10.1016/s0167-  
716 4501(00)80016-  
717 Jaguey-Hernández, Yari, Cecilio Tapia-Ignacio, Karina Aguilar-Arteaga, Luis Guillermo González-  
718 Olivares, Evodio Pedro Castañeda-Ovando, Nelly Cruz-Cansino, Deyanira Ojeda-Ramirez,  
719 and Araceli Castañeda-Ovando. 2022. “Thermoplastic Biofilms Obtained from an  
720 Arabinoxylan-Rich Fraction from Brewers’ Spent Grain: Physicochemical Characterization  
721 and Thermal Analysis.” *Biomass Conversion and Biorefinery*, no. 0123456789.  
722 <https://doi.org/10.1007/s13399-021-02288-x>.  
723 Jiang, Yuying, Xue Bai, Shuangmei Lang, Yuelin Zhao, Chang Liu, and Lei Yu. 2019.  
724 “Optimization of Ultrasonic-Microwave Assisted Alkali Extraction of Arabinoxylan from the  
725 Corn Bran Using Response Surface Methodology.” *International Journal of Biological*

- 726 *Macromolecules* 128: 452–58. <https://doi.org/10.1016/j.ijbiomac.2019.01.138>.
- 727 Kaur, Amritpal, Balwinder Singh, Madhav P. Yadav, Seerat Bhinder, and Narpinder Singh. 2021.  
728 “Isolation of Arabinoxylan and Cellulose-Rich Arabinoxylan from Wheat Bran of Different  
729 Varieties and Their Functionalities.” *Food Hydrocolloids* 112 (June 2020): 106287.  
730 <https://doi.org/10.1016/j.foodhyd.2020.106287>.
- 731 Kiszonas, Alecia M., E. Patrick Fuerst, Devanand Luthria, and Craig F. Morris. 2015.  
732 “Arabinoxylan Content and Characterisation throughout the Bread-Baking Process.”  
733 *International Journal of Food Science and Technology* 50 (8): 1911–21.  
734 <https://doi.org/10.1111/ijfs.12829>.
- 735 Langenaeken, Niels A., David P. De Schutter, and Christophe M. Courtin. 2020. “Arabinoxylan  
736 from Non-Malted Cereals Can Act as Mouthfeel Contributor in Beer.” *Carbohydrate Polymers*  
737 239 (December 2019): 116257. <https://doi.org/10.1016/j.carbpol.2020.116257>.
- 738 Lapierre, Catherine, Aline Voxeur, Steven D Karlen, Richard F Helm, and John Ralph. 2018.  
739 “Evaluation of Feruloylated and P-Coumaroylated Arabinosyl Units in Grass Arabinoxylans  
740 by Acidolysis in Dioxane/Methanol.” *Journal of Agricultural and Food Chemistry* 66 (21):  
741 5418–24. <https://doi.org/10.1021/acs.jafc.8b01618>.
- 742 Lazaridou, Athina, Tricia Chornick, Costas G. Biliaderis, and Marta S. Izydorczyk. 2008.  
743 “Sequential Solvent Extraction and Structural Characterization of Polysaccharides from the  
744 Endosperm Cell Walls of Barley Grown in Different Environments.” *Carbohydrate Polymers*  
745 73 (4): 621–39. <https://doi.org/10.1016/j.carbpol.2008.01.001>.
- 746 Lebesi, Dimitra M., and Constantina Tzia. 2011. “Effect of the Addition of Different Dietary Fiber  
747 and Edible Cereal Bran Sources on the Baking and Sensory Characteristics of Cupcakes.”  
748 *Food and Bioprocess Technology* 4 (5): 710–22. <https://doi.org/10.1007/s11947-009-0181-3>.
- 749 Li, Cheng, Li Wang, Zhengxing Chen, Yongfu Li, and Juan Li. 2020. “Facile and Green  
750 Preparation of Diverse Arabinoxylan Hydrogels from Wheat Bran by Combining Subcritical  
751 Water and Enzymatic Crosslinking.” *Carbohydrate Polymers* 241 (December 2019): 116317.

752 <https://doi.org/10.1016/j.carbpol.2020.116317>.

753 Li, Jie, and Jinhua Du. 2019. "Molecular Characterization of Arabinoxylan from Wheat Beer, Beer  
754 Foam and Defoamed Beer." *Molecules* 24 (7). <https://doi.org/10.3390/molecules24071230>.

755 Lihua, C., W. Xin, and C. Jiayang. 2018. "Comparison of Crude Polysaccharides Extraction from  
756 Marine Diatom under Different Methods." *Acta Agriculturae Zhejiangensis* 30: 280.

757 Liu, Yan, Shaowei Wang, Ji Kang, Nifei Wang, Meng Xiao, Zhenjing Li, Changlu Wang, Qingbin  
758 Guo, and Xinzhong Hu. 2020. "Arabinoxylan from Wheat Bran: Molecular Degradation and  
759 Functional Investigation." *Food Hydrocolloids* 107 (March): 105914.  
760 <https://doi.org/10.1016/j.foodhyd.2020.105914>.

761 Liu, Zhenbin, Min Zhang, Bhesh Bhandari, and Chaohui Yang. 2018. "Impact of Rheological  
762 Properties of Mashed Potatoes on 3D Printing." *Journal of Food Engineering* 220: 76–82.  
763 <https://doi.org/10.1016/j.jfoodeng.2017.04.017>.

764 Lynch, Kieran M., Conall R. Strain, Crystal Johnson, Dhrati Patangia, Catherine Stanton, Fatma  
765 Koc, Jorge Gil-Martinez, et al. 2021. "Extraction and Characterisation of Arabinoxylan from  
766 Brewers Spent Grain and Investigation of Microbiome Modulation Potential." *European  
767 Journal of Nutrition* 60 (8): 4393–4411. <https://doi.org/10.1007/s00394-021-02570-8>.

768 Michiels, P., Delputte, N., Debyser, W., Langenaeken, N. A., & Courtin, C. M. (2023). The  
769 occurrence and structural heterogeneity of arabinoxylan in commercial pilsner beers and their  
770 non-alcoholic counterparts. *Carbohydrate Polymers*, 306, 120597.

771 Michniewicz, J, G G Biliaderis, and W Bushuk. 1992. "Effect of Added Pentosans on Some  
772 Properties of Wheat Bread." *Food Chemistry* 43 (4): 251–57. [https://doi.org/10.1016/0308-8146\(92\)90208-J](https://doi.org/10.1016/0308-8146(92)90208-J).

773  
774  
775  
776  
777  
778  
779  
780  
781  
782  
783  
784  
785  
786  
787  
788  
789  
790  
791  
792  
793  
794  
795  
796  
797  
798  
799  
800  
801  
802  
803  
804  
805  
806  
807  
808  
809  
810  
811  
812  
813  
814  
815  
816  
817  
818  
819  
820  
821  
822  
823  
824  
825  
826  
827  
828  
829  
830  
831  
832  
833  
834  
835  
836  
837  
838  
839  
840  
841  
842  
843  
844  
845  
846  
847  
848  
849  
850  
851  
852  
853  
854  
855  
856  
857  
858  
859  
860  
861  
862  
863  
864  
865  
866  
867  
868  
869  
870  
871  
872  
873  
874  
875  
876  
877  
878  
879  
880  
881  
882  
883  
884  
885  
886  
887  
888  
889  
890  
891  
892  
893  
894  
895  
896  
897  
898  
899  
900  
901  
902  
903  
904  
905  
906  
907  
908  
909  
910  
911  
912  
913  
914  
915  
916  
917  
918  
919  
920  
921  
922  
923  
924  
925  
926  
927  
928  
929  
930  
931  
932  
933  
934  
935  
936  
937  
938  
939  
940  
941  
942  
943  
944  
945  
946  
947  
948  
949  
950  
951  
952  
953  
954  
955  
956  
957  
958  
959  
960  
961  
962  
963  
964  
965  
966  
967  
968  
969  
970  
971  
972  
973  
974  
975  
976  
977  
978  
979  
980  
981  
982  
983  
984  
985  
986  
987  
988  
989  
990  
991  
992  
993  
994  
995  
996  
997  
998  
999  
1000

4 Molina, María Teresa, Lisa Lamothe, Deniz Z. Gunes, Sandra M. Vaz, and Pedro Bouchon. 2021.  
5 "The Effect of Arabinoxylan and Wheat Bran Incorporation on Dough Rheology and Thermal  
6 Processing of Rotary-Moulded Biscuits." *Foods* 10 (10).  
7 <https://doi.org/10.3390/foods10102335>.



- 778 Montoya, Juliana, Jorge Medina, Arturo Molina, Janet Gutiérrez, Blanca Rodríguez, and Rodrigo  
779 Marín. 2021. "Impact of Viscoelastic and Structural Properties from Starch-Mango and Starch-  
780 Arabinoxylans Hydrocolloids in 3D Food Printing." *Additive Manufacturing* 39 (January).  
781 <https://doi.org/10.1016/j.addma.2021.101891>.  
782 Moza, Jessy, and Hardeep Singh Gujral. 2017. "Influence of Barley Non-Starchy Polysaccharides  
783 on Selected Quality Attributes of Sponge Cakes." *Lwt* 85: 252–61.  
784 <https://doi.org/10.1016/j.lwt.2017.07.024>.  
785 Ngqangashe, Y., K. Cullerton, S. Phulkerd, C. Schneider, A. Thow, and S. Friel. 2022. "Discursive  
786 Framing in Policies for Restricting the Marketing of Food and Non-Alcoholic Beverages."  
787 *Food Policy* 109: 102270.  
788 Nie, Qixing, Haihong Chen, Jielun Hu, He Gao, Linlin Fan, Zhimin Long, and Shaoping Nie. 2018.  
789 "Arabinoxylan Attenuates Type 2 Diabetes by Improvement of Carbohydrate , Lipid and  
790 Amino Acid Metabolism," 1–38. <https://doi.org/10.1002/mnfr.201800222>.  
791 Oliete, Bonastre, Gabriela T. Pérez, Manuel Gómez, Pablo D. Ribotta, Malena Moiraghi, and  
792 Alberto E. León. 2010. "Use of Wheat, Triticale and Rye Flours in Layer Cake Production."  
793 *International Journal of Food Science and Technology* 45 (4): 697–706.  
794 <https://doi.org/10.1111/j.1365-2621.2010.02183.x>.  
795 Paesani, C., E. Salvucci, M. Moiraghi, L. Fernandez Canigia, and G. T. Pérez. 2019. "Arabinoxylan  
796 from Argentinian Whole Wheat Flour Promote the Growth of Lactobacillus Reuteri and  
797 Bifidobacterium Breve." *Letters in Applied Microbiology* 68 (2): 142–48.  
798 <https://doi.org/10.1111/lam.13097>.  
799 Paesani, Candela, Alicia Laura Degano, Emiliano Salvucci, Maria Ines Zalosnik, João Paulo Fabi,  
800 Lorena Susana Sciarini, and Gabriela Teresa Perez. 2020. "Soluble Arabinoxylans Extracted  
801 from Soft and Hard Wheat Show a Differential Prebiotic Effect in Vitro and in Vivo." *Journal*  
802 *of Cereal Science* 93 (March). <https://doi.org/10.1016/j.jcs.2020.102956>.  
803 Pareyt, Bram, Marijke Goovaerts, Willem F. Broekaert, and Jan A. Delcour. 2011. "Arabinoxylan



- 804 Oligosaccharides (AXOS) as a Potential Sucrose Replacer in Sugar-Snap Cookies.” *Lwt* 44  
805 (3): 725–28. <https://doi.org/10.1016/j.lwt.2010.11.008>.
- 806 Paz-Samaniego, Rita, Elizabeth Carvajal-Millan, Norberto Sotelo-Cruz, Francisco Brown, Agustín  
807 Rascón-Chu, Yolanda L. López-Franco, and Jaime Lizardi-Mendoza. 2016. “Maize Processing  
808 Waste Water Upcycling in Mexico: Recovery of Arabinoxylans for Probiotic Encapsulation.”  
809 *Sustainability (Switzerland)* 8 (11). <https://doi.org/10.3390/su8111104>.
- 810 Pérez-Flores, Jesús Guadalupe, Elizabeth Contreras-López, Araceli Castañeda-Ovando, Fidel Pérez-  
811 Moreno, Karina Aguilar-Arteaga, Giaan A. Álvarez-Romero, and Alejandro Téllez-Jurado.  
812 2019. “Physicochemical Characterization of an Arabinoxylan-Rich Fraction from Brewers’  
813 Spent Grain and Its Application as a Release Matrix for Caffeine.” *Food Research  
814 International* 116 (September 2018): 1020–30. <https://doi.org/10.1016/j.foodres.2018.09.041>.
- 815 Ramírez-Jiménez, Aurea K., and Roberto Castro-Muñoz. 2020. “Emerging Techniques Assisting  
816 Nixtamalization Products and By-Products Processing: An Overview.” *Critical Reviews in  
817 Food Science and Nutrition* 0 (0): 1–14. <https://doi.org/10.1080/10408398.2020.1798352>.
- 818 Rudjito, Reskandi C, Andrea C Ruthes, Amparo Jiménez-Quero, and Francisco Vilaplana. 2019.  
819 “Feruloylated Arabinoxylans from Wheat Bran: Optimization of Extraction Process and  
820 Validation at Pilot Scale.” *ACS Sustainable Chemistry & Engineering* 7 (15): 13167–77.  
821 <https://doi.org/10.1021/acssuschemeng.9b02329>.
- 822 Sánchez-Bastardo, Nuria, Alberto Romero, and Esther Alonso. 2017. “Extraction of Arabinoxylans  
823 from Wheat Bran Using Hydrothermal Processes Assisted by Heterogeneous Catalysts.”  
824 *Carbohydrate Polymers* 160: 143–52. <https://doi.org/10.1016/j.carbpol.2016.12.035>.
- 825 Sadosky, P., Schwarz, P. B., & Horsley, R. D. (2002). Effect of arabinoxylans,  $\beta$ -glucans, and  
826 dextrans on the viscosity and membrane filterability of a beer model solution. *Journal of the  
827 American Society of Brewing Chemists*, 60(4), 153-162.
- 828 Sarker, Niloy C., Priyanka Ray, Creighton Pfau, Venu Kalavacharla, Khwaja Hossain, and  
829 Mohiuddin Quadir. 2020. “Development of Functional Nanomaterials from Wheat Bran

- 830 Derived Arabinoxylan for Nucleic Acid Delivery.” *Journal of Agricultural and Food*  
831 *Chemistry* 68 (15): 4367–73. <https://doi.org/10.1021/acs.jafc.0c00029>.
- 832 Schmidt, Marcus, Berthold Wiege, and Jürgen Hollmann. 2021. “Comparison of Alkaline/Oxidative  
833 and Hydrothermal Extraction of Wheat Bran Arabinoxylans.” *Foods*, 826.
- 834 Schneider, Petra, Vincent Rochell, Kay Plat, and Alexander Jaworski. 2021. “Circular Approaches  
835 in Small-Scale Food Production.” *Circular Economy and Sustainability* 1 (4): 1231–55.  
836 <https://doi.org/10.1007/s43615-021-00129-7>.
- 837 Schneiderbanger, J., Grammer, M., Jacob, F., Hutzler, M., 2016. Statistical evaluation of beer  
838 spoilage bacteria by real-time PCR analyses from 2010 to 2016. *J. Inst. Brew.* 124 (2), 173–  
839 181. <https://doi.org/10.1002/jib.486>
- 840 Schupfer, Emily, Sok Cheon Pak, Shaoyu Wang, Peter S. Micalos, Thomas Jeffries, Soo Liang Ooi,  
841 Terry Golombick, Garth Harris, and Emad El-Omar. 2021. “The Effects and Benefits of  
842 Arabinoxylans on Human Gut Microbiota – A Narrative Review.” *Food Bioscience* 43  
843 (October 2020): 101267. <https://doi.org/10.1016/j.fbio.2021.101267>.
- 844 Siddiqui, Shahida Anusha, Nur Alim Bahmid, Ahmed Taha, Abdel-Moneim Eid Abdel-Moneim,  
845 Abdelrazeq M Shehata, Chen Tan, Mohammad Saeed Kharazmi, et al. 2022. “Bioactive-  
846 Loaded Nanodelivery Systems for the Feed and Drugs of Livestock; Purposes, Techniques and  
847 Applications.” *Advances in Colloid and Interface Science* 308: 102772.  
848 <https://doi.org/10.1016/j.cis.2022.102772>.
- 849 Solier, Yamil Nahún, Paulina Mocchiutti, María Noel Cabrera, Mario Carlos Nazareno Saparrat,  
850 Miguel Ángel Zanuttini, and María Cristina Inalbon. 2022. “Alkali-Peroxide Treatment of  
851 Sugar Cane Bagasse. Effect of Chemical Charges on the Efficiency of Xylan Isolation and  
852 Susceptibility of Bagasse to Saccharification.” *Biomass Conversion and Biorefinery* 12 (3):  
853 567–76. <https://doi.org/10.1007/s13399-020-00776-0>.
- 854 Solomou, Konstantina, Mohammad Alyassin, Athanasios Angelis-Dimakis, and Grant M.  
855 Campbell. 2022. “Arabinoxylans: A New Class of Food Ingredients Arising from Synergies

856 with Biorefining, and Illustrating the Nature of Biorefinery Engineering.” *Food and*  
857 *Bioproducts Processing* 132: 83–98. <https://doi.org/10.1016/j.fbp.2021.12.007>.

858 Sui, Wenjie, Xuan Xie, Rui Liu, Tao Wu, and Min Zhang. 2018. “Effect of Wheat Bran  
859 Modification by Steam Explosion on Structural Characteristics and Rheological Properties of  
860 Wheat Flour Dough.” *Food Hydrocolloids* 84: 571–80.  
861 <https://doi.org/10.1016/j.foodhyd.2018.06.027>.

862 Valencia-Arredondo, Jesús Antonio, Gloria Ivonne Hernández-Bolio, Genaro Iván Cerón-Montes,  
863 Roberto Castro-Muñoz, and Jorge Yáñez-Fernández. 2020. “Enhanced Process Integration for  
864 the Extraction, Concentration and Purification of Di-Acylated Cyanidin from Red Cabbage.”  
865 *Separation and Purification Technology* 238 (October 2019): 116492.  
866 <https://doi.org/10.1016/j.seppur.2019.116492>.

867 Wang, M., R. J. Hamer, T. Van Vliet, H. Gruppen, H. Marseille, and P. L. Weegels. 2003. “Effect  
868 of Water Unextractable Solids on Gluten Formation and Properties: Mechanistic  
869 Considerations.” *Journal of Cereal Science* 37 (1): 55–64.  
870 <https://doi.org/10.1006/jcrs.2002.0478>.

871 Xue, Y., Xibing Cui, Zonghui Zhang, Tao Zhou, Rui Gao, Yaxian Li, and Xiaoxuan Ding. 2020.  
872 “Effect of  $\beta$ -Endoxylanase and  $\alpha$ -Arabinofuranosidase Enzymatic Hydrolysis on Nutritional  
873 and Technological Properties of Wheat Brans.” *Food Chemistry* 302 (August 2019): 125332.  
874 <https://doi.org/10.1016/j.foodchem.2019.125332>.

875 Yilmaz-Turan, Secil, Amparo Jiménez-Quero, Carolin Menzel, Danila Morais de Carvalho, Mikael  
876 E. Lindström, Olena Sevastyanova, Rosana Moriana, and Francisco Vilaplana. 2020. “Bio-  
877 Based Films from Wheat Bran Feruloylated Arabinoxylan: Effect of Extraction Technique,  
878 Acetylation and Feruloylation.” *Carbohydrate Polymers* 250 (April).  
879 <https://doi.org/10.1016/j.carbpol.2020.116916>.

880 Zannini, Emanuele, Ángela Bravo Núñez, Aylin W. Sahin, and Elke K. Arendt. 2022.  
881 “Arabinoxylans as Functional Food Ingredients: A Review.” *Foods* 11 (7): 1–28.

882 <https://doi.org/10.3390/foods11071026>.

883 Zhang, Ying, Leena Pitkänen, Jacques Douglade, Maija Tenkanen, Caroline Remond, and

884 Catherine Joly. 2011. "Wheat Bran Arabinoxylans: Chemical Structure and Film Properties of

885 Three Isolated Fractions." *Carbohydrate Polymers* 86 (2): 852–59.

886 <https://doi.org/10.1016/j.carbpol.2011.05.036>.

887 Zhao, Chuang, Bing Liu, Shilong Piao, Xuhui Wang, David B. Lobell, Yao Huang, Mengtian

888 Huang, et al. 2017. "Temperature Increase Reduces Global Yields of Major Crops in Four

889 Independent Estimates." *Proceedings of the National Academy of Sciences of the United States*

890 *of America* 114 (35): 9326–31. <https://doi.org/10.1073/pnas.1701762114>.

891 Zhao, Yimin, Jianhui Liu, Wangjun Hao, Hanyue Zhu, Ning Liang, Zouyan He, Ka Ying Ma, and

892 Zhen Yu Chen. 2017. "Structure-Specific Effects of Short-Chain Fatty Acids on Plasma

893 Cholesterol Concentration in Male Syrian Hamsters." *Journal of Agricultural and Food*

894 *Chemistry* 65 (50): 10984–92. <https://doi.org/10.1021/acs.jafc.7b04666>.

895 Zilliox, Caroline, and Philippe Debeire. 1998. "Hydrolysis of Wheat Straw by a Thermostable

896 Endoxylanase: Adsorption and Kinetic Studies." *Enzyme and Microbial Technology* 22 (1):

897 58–63. [https://doi.org/10.1016/S0141-0229\(97\)00105-1](https://doi.org/10.1016/S0141-0229(97)00105-1).

898