

Anti-plane surface waves in media with surface structure: discrete vs. continuum model

Victor A. Eremeyev^{a,b,*}, Basant Lal Sharma^c

^a*Faculty of Civil and Environmental Engineering, Gdańsk University of Technology, ul. Gabriela Narutowicza 11/12 80-233 Gdańsk, Poland*

^b*Don State Technical University, Gagarina sq., 1, 344000 Rostov on Don, Russia*

^c*Department of Mechanical Engineering, Indian Institute of Technology Kanpur, Kanpur 208016, India*

Abstract

We present a comparison of the dispersion relations derived for anti-plane surface waves using the two distinct approaches of the surface elasticity vis-a-vis the lattice dynamics. We consider an elastic half-space with surface stresses described within the Gurtin–Murdoch model, and present a formulation of its discrete counterpart that is a square lattice half-plane with surface row of particles having mass and elastic bonds different from the ones in the bulk. As both models possess anti-plane surface waves we discuss similarities between the continuum and discrete viewpoint. In particular, in the context of the behaviour of phase velocity, we discuss the possible characterization of the surface shear modulus through the parameters involved in lattice formulation.

Keywords: lattice dynamics, surface elasticity, surface waves, anti-plane shear, Gurtin–Murdoch model

1. Introduction

Recent advances in nanotechnology have resulted in growing interest to the application of discrete and continuum models for the description and understanding of the phenomena at the nanoscale. In particular, the surface elasticity

*Corresponding author. Tel.: +48 58 3471891

Email addresses: eremeyev.victor@gmail.com (Victor A. Eremeyev), bls@iitk.ac.in (Basant Lal Sharma)

5 model proposed by Gurtin and Murdoch (1975, 1978) and its further extensions
have found significant applications to the modelling of material behaviour at the
nanoscale, see, e.g., Duan et al. (2008); Wang et al. (2011); Javili et al. (2013);
Eremeyev (2016). Indeed, surface elasticity has been found very useful in the
description of such phenomena due to a prominent size-effect observed for the
10 nano-structured materials. As in the general framework of continuum mechan-
ics, a key problem of the material description, also within the Gurtin–Murdoch
model, is the determination of the additional material parameters such as sur-
face elastic moduli and surface mass density. A straightforward experimental
approach to their measurement has been presented by Cuenot et al. (2004);
15 Jing et al. (2006); Xu et al. (2017) but it requires rather complex techniques as
well as some additional assumptions concerning the material behaviour and the
used model. An alternative approach uses the numerical technique of molec-
ular dynamics simulations, see, e.g., Miller and Shenoy (2000); Shenoy (2005),
where the surface elastic moduli are determined from direct atomistic simula-
20 tions. Let us note that the lattice dynamics as described by Brillouin (1946);
Born and Huang (1985) provides the possibility to solve various dynamical prob-
lems involving waves with attention focussed on the influence of microstructure
in as much detail as possible, including even the surface microstructure, see
Slepyan (2002); Mishuris et al. (2007, 2009); Porubov and Andrianov (2013);
25 Sharma (2017b); Porubov et al. (2018) and the references therein.

The aim of this paper is to characterize the material parameters used in
the linear Gurtin–Murdoch model through the lattice model parameters. To
this end we consider the anti-plane surface waves and compare the dispersion
relations derived within the continuum and discrete model.

30 The paper is organized as follows. First, following Eremeyev et al. (2016) in
Section 2, we briefly review the anti-plane surface waves in an elastic half-space
assuming the presence of surface stresses within the linear Gurtin–Murdoch
model. The dispersion relation is derived. In Section 3 using the technique
described by Sharma (2015a,b, 2017a) we find dispersion relation for a square
35 lattice with one surface row of particles which masses and bonds stiffness are



different from others in the bulk. Finally, in Section 4 we discuss similarities between the continuum and the discrete model.

2. Gurtin–Murdoch model of surface elasticity

Let us consider a three-dimensional elastic half-space $y \leq 0$, where x, y, z are Cartesian coordinates, and $\mathbf{i}, \mathbf{j}, \mathbf{k}$ are the unit basis vectors, see Fig. 1(1). On the free boundary $y = 0$ we assume the action of surface stresses described within the model of surface elasticity by Gurtin and Murdoch (1975, 1978). Within the linear Gurtin–Murdoch model it has been shown earlier that anti-plane surface waves can be constructed, see Eremeyev et al. (2016). For anti-plane deformation, given by the displacement $\mathbf{u}(x, y, t) = u(x, y, t)\mathbf{k}$, the equation of motion for $x \in \mathbb{R}, y < 0$ is, see e.g. Achenbach (1973),

$$\mu \left(\frac{\partial^2}{\partial x^2} + \frac{\partial^2}{\partial y^2} \right) u(x, y, t) = \rho \ddot{u}(x, y, t), \quad (1)$$

while for the boundary $y = 0$ we have

$$\mu \frac{\partial}{\partial y} u(x, y, t) = \mu_s \frac{\partial^2}{\partial x^2} u(x, y, t) - \rho_s \ddot{u}(x, y, t), \quad (2)$$

where μ is the shear modulus, ρ is the mass density, μ_s and ρ_s are the surface shear modulus and mass density, respectively. For infinitesimal anti-plane motions within the Gurtin–Murdoch model, given μ and ρ for the bulk, one also needs to find the two surface parameters that is μ_s and ρ_s .

Considering an anti-plane surface wave of the form

$$u(x, y, t) = u_0 \exp(ikx - i\omega t) \exp(\gamma y), \quad (3)$$

where ω is the circular frequency, k is the wave number, u_0 is the amplitude, and i is the imaginary unit, we find the dispersion relation

$$\mu\gamma(k, \omega) = \rho_s\omega^2 - \mu_s k^2, \quad \gamma = \gamma(k, \omega) \equiv \left(k^2 - \frac{\omega^2}{c_T^2} \right)^{1/2}, \quad (4)$$

where $c_T = \sqrt{\mu/\rho}$ is the shear wave speed, see Eremeyev et al. (2016) for details. Introducing the phase velocity $c = \omega/k$ and the characteristic length $r = \rho_s/\rho$,

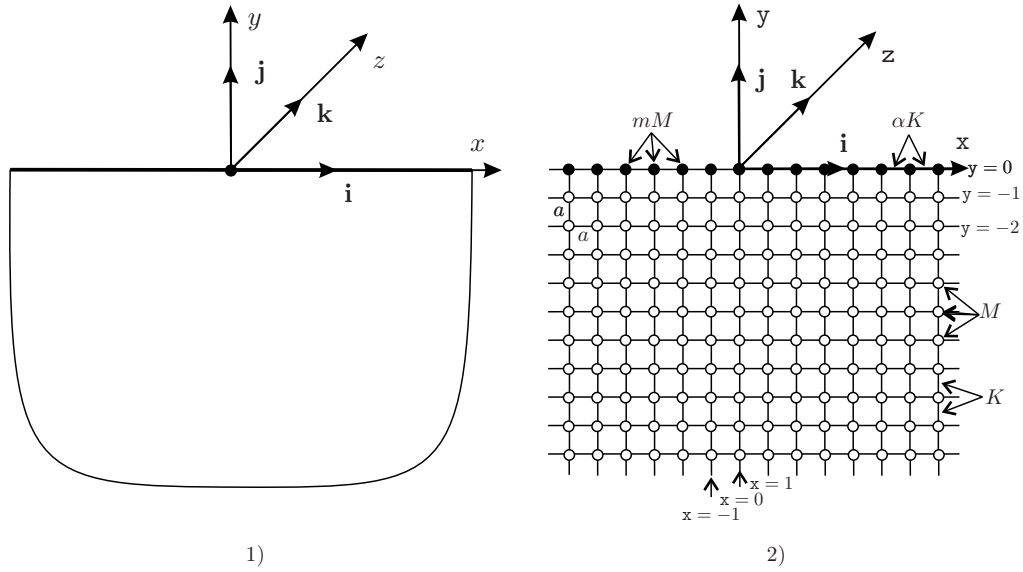


Figure 1: 1) Half-space with surface stresses and 2) a square lattice with different particles at the surface.

we transform (4) into the dimensionless form

$$\frac{c^2}{c_T^2} = \frac{c_s^2}{c_T^2} + \frac{1}{|k|r} \sqrt{1 - \frac{c^2}{c_T^2}}, \quad (5)$$

where $c_s = \sqrt{\mu_s/\rho_s}$ is the shear wave speed in the thin film associated with the Gurtin–Murdoch model. The solution of (5) exists if and only if c is in the range $c_s < c \leq c_T$. In addition, we have the following properties $c(0) = c_T$ and $c(k) \rightarrow c_s$ at $k \rightarrow \infty$.

3. Lattice Model

Following the technique by Brillouin (1946); Mishuris et al. (2009); Sharma (2015a, 2017a) let us consider a square lattice which occupies half-space $y \leq 0$ as shown in Fig. 1(2). The positions of the lattice particles are described through its lattice coordinates $\mathbf{x} \in \mathbb{Z}$, $\mathbf{y} \leq 0$, $\mathbf{y} \in \mathbb{Z}$. The lattice mostly consists of identical particles of mass M connected to each other by linearly elastic bonds (springs) of stiffness K . In order to model surface tension we assume that the

free surface $y = 0$ is constituted by particles with masses mM and bonds with spring constant αK , whereas m and α are dimensionless parameters. The anti-plane displacement of a particle, indexed by its lattice coordinates $\mathbf{x} \in \mathbb{Z}$, $\mathbf{y} \in \mathbb{Z}$, is denoted by $\mathbf{u}_{\mathbf{x},\mathbf{y}}$. Herein and after, let \mathbb{Z} denote the set of integers. The motion equation for square lattice is given by

$$M\ddot{\mathbf{u}}_{\mathbf{x},\mathbf{y}} = K (\mathbf{u}_{\mathbf{x}+1,\mathbf{y}} + \mathbf{u}_{\mathbf{x}-1,\mathbf{y}} + \mathbf{u}_{\mathbf{x},\mathbf{y}+1} + \mathbf{u}_{\mathbf{x},\mathbf{y}-1} - 4\mathbf{u}_{\mathbf{x},\mathbf{y}}) \quad (6)$$

for $\mathbf{x} \in \mathbb{Z}$, $\mathbf{y} < 0$, $\mathbf{y} \in \mathbb{Z}$, see, e.g. Sharma (2017a). On the free surface that is for $\mathbf{x} \in \mathbb{Z}$, $\mathbf{y} = 0$ we have

$$mM\ddot{\mathbf{u}}_{\mathbf{x},\mathbf{y}} = \alpha K (\mathbf{u}_{\mathbf{x}+1,\mathbf{y}} + \mathbf{u}_{\mathbf{x}-1,\mathbf{y}} - 2\mathbf{u}_{\mathbf{x},\mathbf{y}}) + K (\mathbf{u}_{\mathbf{x},\mathbf{y}-1} - \mathbf{u}_{\mathbf{x},\mathbf{y}}). \quad (7)$$

Let us consider the discrete analogue of the surface wave form (3), i.e.,

$$\mathbf{u}_{\mathbf{x},\mathbf{y}} = \mathbf{u}_0 \exp(i\xi\mathbf{x} - i\omega t) \exp(\eta\mathbf{y}), \quad (8)$$

where ξ is the discrete wave number, $\xi \in (-\pi, \pi)$, and η is assumed to be positive. It is found that ω and η satisfy the two equations

$$-M\omega^2 = K (2 \cos \xi + 2 \cosh \eta - 4), \quad (9)$$

$$-mM\omega^2 = \alpha K (2 \cos \xi - 2) + K(\exp(-\eta) - 1). \quad (10)$$

Motivated by a continuum context (Sharma, 2015a), let

$$M = \rho a^3, \quad K = \mu a, \quad (11)$$

where ρ and μ are the mass density and shear modulus introduced in Section 2.

Then from (9) and (10) we get

$$\omega^2 = \frac{c_T^2}{a^2} (4 - 2 \cos \xi - 2 \cosh \eta), \quad (12)$$

$$\omega^2 = 2 \frac{\alpha c_T^2}{ma^2} (1 - \cos \xi) + \frac{c_T^2}{ma^2} (1 - \exp(-\eta)). \quad (13)$$

These two equations result in a dispersion relation for the surface waves on square lattice half-plane with surface structure. As ξ and η play a role of k and γ , respectively, Eqs. (12) and (13) are the discrete analogues of the dispersion relation (4) for the elastic half-space with surface stresses.

4. Comparison of surface wave dispersion

In order to compare the dispersion relation (5) with (12) and (13) we substitute $\xi = ka$ and consider k in the range $k \in [0, \pi/a]$. The typical dispersion curves is shown in Fig. 2. All curves start from the point $(0, c_T)$ with a horizontal tangent $c = c_T$. Two horizontal dashed lines correspond to $c = c_T$ and $c = c_s$, respectively. Curves $c = c_{GM}(k)$ and $c = c_{lm}(k)$ present the solutions of (5) for the Gurtin–Murdoch model and of (12) and (13) for the lattice model. The dashed blue curve in Fig. 2 corresponds to the equation

$$c = c_o(k) \equiv 2c_T \frac{|\sin(\frac{ka}{2})|}{ka}, \quad (14)$$

which gives the phase velocity c_o for an infinite square lattice (Brillouin, 1946; Sharma, 2017a). Here we used the following values of material parameters: $c_T = 1$, $c_s = \sqrt{0.2}$, $r = 0.005$ for continuum model and $a = 0.01$, $\alpha = 0.1$ and $m = 0.5$ for the lattice. Note that these parameters are chosen to satisfy the relation

$$c_{GM}(0) = c_T = c_{lm}(0), \quad (15)$$

which constitutes the first correspondence between continuum and discrete model. From (15) we get the relation

$$c_T = \sqrt{\frac{\mu}{\rho}} = a\sqrt{\frac{K}{M}},$$

which is consistent with assumption (11). So for long wave approximation ($k \approx 0$) we have good coincidence between both discrete and continuum model.

55 Clearly, while keeping m and α constant as $a \rightarrow 0$ we cannot obtain anti-plane surface wave as a continuum limit of the discrete model, since in this case we recover an elastic half-space for which it is well known that such waves *do not exist* (Achenbach, 1973). Hence, to capture the behaviour of the Gurtin–Murdoch model one needs to apply an appropriate scaling for m and α .

We propose the following scaling law

$$\alpha = \frac{1}{a} \frac{\mu_s}{\mu}, \quad m = \frac{1}{a} \frac{\rho_s}{\rho}. \quad (16)$$

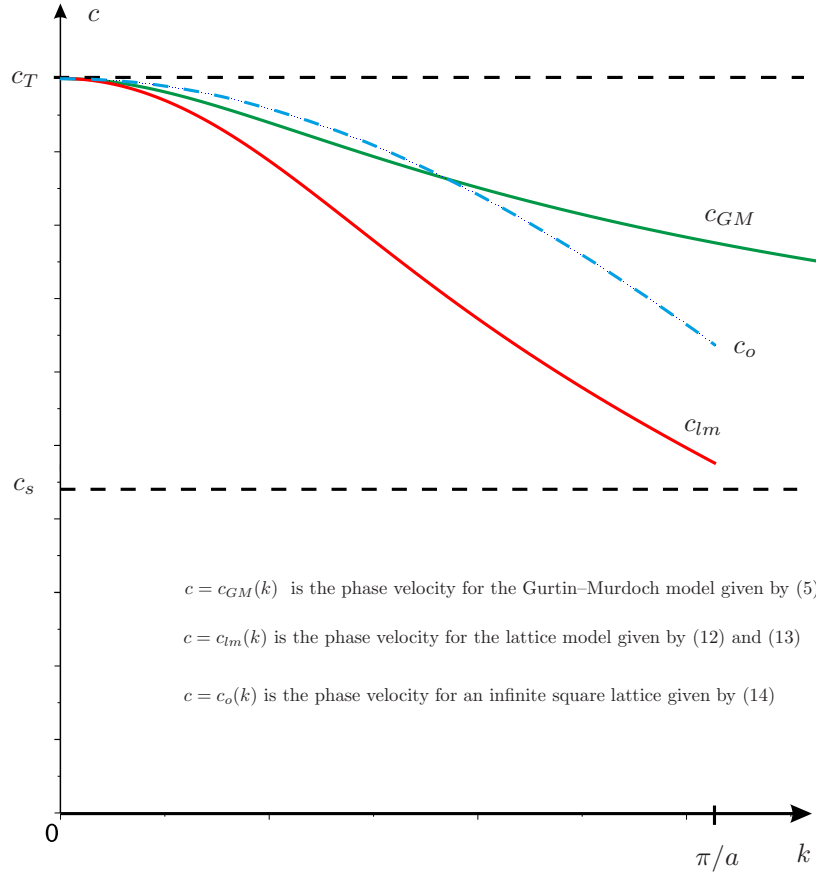


Figure 2: Phase velocity vs. wave number for discrete and continuum model.

With (16) we find that the surface bond stiffness becomes constant as $a \rightarrow 0$, $\alpha K = \mu_s$, whereas the mass of surface particles $mM = \rho_s a^2$. As a result, for c_s we have

$$c_s = \sqrt{\frac{\mu_s}{\rho_s}} = \sqrt{\frac{\alpha K}{mM}} a = \sqrt{\frac{\alpha}{m}} c_T. \quad (17)$$

60 Thus, the scaling law (16) establishes the second correspondence between continuum and discrete model or, more precisely, between lattice model with surface particles different from the ones in the bulk and the Gurtin–Murdoch model of surface elasticity. Using (16) in Fig. 3 we present the dispersion relations for $a = 0.001$ and $a = 0.0001$. In general, the choice of scaling laws is not unique,
 65 one may propose another one as well.

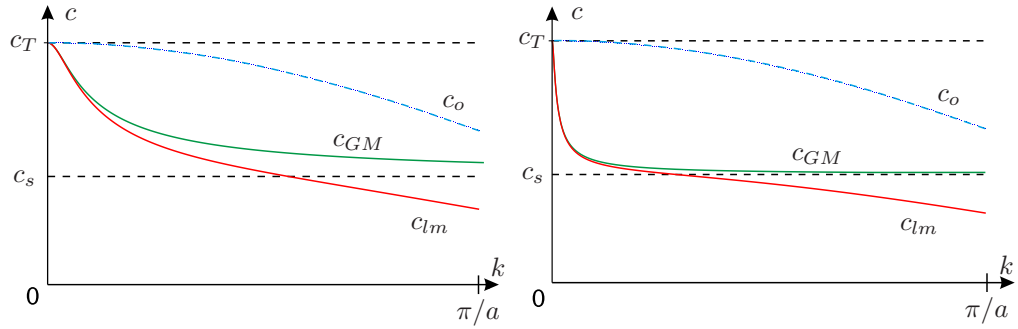


Figure 3: Phase velocity vs. wave number for discrete and continuum model for $a = 0.001$ (on the left) and $a = 0.0001$ (on the right).

Let us note that the relations between the linear Gurtin–Murdoch model and the lattice model in a certain sense similar to relations between surface elasticity and the Toupin–Mindlin linear strain gradient elasticity. Indeed, both theories possess surface energy and the corresponding dispersion relations for anti-plane surface waves are qualitatively similar for both models (Eremeyev et al., 2018). The relations between material parameters of these models can be obtained from the equations

$$c_{GM}(0) = c_T = c_{TM}(0), \quad \lim_{k \rightarrow \infty} c_{GM}(k) = c_s = \lim_{k \rightarrow \infty} c_{TM}(k),$$

where $c_{TM} = c_{TM}(k)$ is the phase velocity for the Toupin–Mindlin constitutive relations. Nevertheless, there is difference in decay with the depth, so their correspondence is not straightforward as in presented case here. In addition, for the discrete model $c_{lm}(k)$ is defined for the finite range of k .

70 Conclusions

For anti-plane surface waves, we demonstrate the essential similarity between dispersion relations derived within both discrete and continuum model of a surface structure. We consider a square semi-infinite lattice with a surface row of particles which properties are different from ones in the bulk, and the
 75 linear Gurtin–Murdoch model of surface elasticity. These different models can

capture material behavior related to presence of surface energy. On the other hand the transition from the lattice model to the Gurtin–Murdoch model is not straightforward, as it requires additional assumptions on the dependence of surface particles’ mass and surface bond stiffness on the lattice cell length a .

80 **Acknowledgments**

V.A.E. acknowledges the support of the Government of the Russian Federation (contract No. 14.Z50.31.0046). B.L.S. acknowledges the support of SERB MATRICS grant MTR/2017/000013.

References

85 **References**

Achenbach, J., 1973. *Wave Propagation in Elastic Solids*. North Holland, Amsterdam.

Born, M., Huang, K., 1985. *Dynamical Theory of Crystal Lattices*. The International Series of Monographs on Physics. Oxford Classic Texts in the Physical
90 Sciences, The Clarendon Press, Oxford University Press, Oxford.

Brillouin, L., 1946. *Wave Propagation in Periodic Structures: Electric Filters and Crystal Lattices*. McGraw-Hill, New York.

Cuenot, S., Frétiigny, C., Demoustier-Champagne, S., Nysten, B., 2004. Surface
95 tension effect on the mechanical properties of nanomaterials measured by atomic force microscopy. *Physical Review B* 69, 165410.

Duan, H.L., Wang, J., Karihaloo, B.L., 2008. Theory of elasticity at the nanoscale, in: *Adv. Appl. Mech.*. Elsevier. volume 42, pp. 1–68.

Eremeyev, V.A., 2016. On effective properties of materials at the nano- and microscales considering surface effects. *Acta Mechanica* 227, 29–42.

- 100 Eremeyev, V.A., Rosi, G., Naili, S., 2016. Surface/interfacial anti-plane waves in solids with surface energy. *Mechanics Research Communications* 74, 8–13.
- Eremeyev, V.A., Rosi, G., Naili, S., 2018. Comparison of anti-plane surface waves in strain-gradient materials and materials with surface stresses. *Mathematics and Mechanics of Solids* , 1081286518769960.
- 105 Gurtin, M.E., Murdoch, A.I., 1975. A continuum theory of elastic material surfaces. *Arch. Ration. Mech. An.* 57, 291–323.
- Gurtin, M.E., Murdoch, A.I., 1978. Surface stress in solids. *Int. J. Solids Struct.* 14, 431–440.
- Javili, A., McBride, A., Steinmann, P., 2013. Thermomechanics of solids with
110 lower-dimensional energetics: on the importance of surface, interface, and curve structures at the nanoscale. A unifying review. *Applied Mechanics Reviews* 65, 010802.
- Jing, G.Y., Duan, H., Sun, X.M., Zhang, Z.S., Xu, J., Li, Y.D., Wang, J.X., Yu, D.P., 2006. Surface effects on elastic properties of silver nanowires: contact
115 atomic-force microscopy. *Physical Review B* 73, 235409.
- Miller, R.E., Shenoy, V.B., 2000. Size-dependent elastic properties of nanosized structural elements. *Nanotechnology* 11, 139–147.
- Mishuris, G.S., Movchan, A.B., Slepyan, L.I., 2007. Waves and fracture in an inhomogeneous lattice structure. *Waves in Random and Complex Media* 17,
120 409–428.
- Mishuris, G.S., Movchan, A.B., Slepyan, L.I., 2009. Localised knife waves in a structured interface. *Journal of the Mechanics and Physics of Solids* 57, 1958–1979.
- Porubov, A.V., Andrianov, I.V., 2013. Nonlinear waves in diatomic crystals.
125 *Wave Motion* 50, 1153–1160.



- Porubov, A.V., Krivtsov, A.M., Osokina, A.E., 2018. Two-dimensional waves in extended square lattice. *International Journal of Non-Linear Mechanics* 99, 281–287.
- Sharma, B.L., 2015a. Diffraction of waves on square lattice by semi-infinite crack. *SIAM Journal on Applied Mathematics* 75, 1171–1192.
- Sharma, B.L., 2015b. Diffraction of waves on square lattice by semi-infinite rigid constraint. *Wave Motion* 59, 52–68.
- Sharma, B.L., 2017a. On linear waveguides of square and triangular lattice strips: an application of Chebyshev polynomials. *Sādhanā* 42, 901–927.
- Sharma, B.L., 2017b. On scattering of waves on square lattice half-plane with mixed boundary condition. *Zeitschrift für angewandte Mathematik und Physik* 68, 120.
- Shenoy, V.B., 2005. Atomistic calculations of elastic properties of metallic fcc crystal surfaces. *Physical Review B* 71, 094104.
- Slepyan, L.I., 2002. *Models and Phenomena in Fracture Mechanics*. Springer, Berlin.
- Wang, J., Huang, Z., Duan, H., Yu, S., Feng, X., Wang, G., Zhang, W., Wang, T., 2011. Surface stress effect in mechanics of nanostructured materials. *Acta Mech. Solida Sin.* 24, 52–82.
- Xu, Q., Jensen, K.E., Boltyanskiy, R., Sarfati, R., Style, R.W., Dufresne, E.R., 2017. Direct measurement of strain-dependent solid surface stress. *Nature Communications* 8, 555.