

# The evaluation of COD fractionation and modeling as a key factor for appropriate optimization and monitoring of modern cost-effective activated sludge systems

Jakub Drewnowski, Anna Remiszewska-Skwarek, Sylwia Fudala-Ksiazek, Aneta Luczkiewicz, Sheena Kumari, and Faizal Bux

This page lists questions we have about your paper. The numbers displayed at left are hyperlinked to the location of the query in your paper.

The title and author names are listed on this sheet as they will be published, both on your paper and on the Table of Contents. Please review and ensure the information is correct and advise us if any changes need to be made. In addition, please review your paper as a whole for typographical and essential corrections.



Your PDF proof has been enabled so that you can comment on the proof directly using Adobe Acrobat. For further information on marking corrections using Acrobat, please visit <http://journalauthors.tandf.co.uk/production/acrobat.asp>; <https://authorservices.taylorandfrancis.com/how-to-correct-proofs-with-adobe/>

The CrossRef database ([www.crossref.org/](http://www.crossref.org/)) has been used to validate the references.

## **AUTHOR QUERIES**

- Q1** Please note that the original references [15] and [46] are identical hence the latter one has been deleted. Please check.
- Q2** Please provide the in-text citation for reference [45] or delete the reference from the list.
- Q3** The ORCID details of the authors have been validated against ORCID registry. please check the ORCID ID details of the authors.

# The evaluation of COD fractionation and modeling as a key factor for appropriate optimization and monitoring of modern cost-effective activated sludge systems

Q3 Jakub Drewnowski<sup>a</sup> , Anna Remiszewska-Skwarek<sup>b</sup> , Sylwia Fudala-Ksiazek<sup>a</sup>, Aneta Luczkiewicz<sup>a</sup>, Sheena Kumari<sup>c</sup>, and Faizal Bux<sup>c</sup>

<sup>a</sup>Faculty of Civil and Environmental Engineering, Gdansk University of Technology, Gdansk, Poland; <sup>b</sup>Water and Sewage Management Utility Ltd. in Gdynia, Gdynia, Poland; <sup>c</sup>Institute for Water and Wastewater Technology, Durban University of Technology, Durban, South Africa

## ABSTRACT

A study was conducted to characterize the raw wastewater entering a modern cost effective municipal WWTP in Poland using two approaches; 1) a combination of modeling and carbonaceous oxygen demand (COD) fractionation using respirometric test coupled with model estimation (RT-ME) and 2) flocculation/filtration COD fractionation method combined with BOD measurements (FF-BOD). It was observed that the particulate fractions of COD obtained using FF-BOD method was higher than those estimated by RT-ME approach. Contrary to the above, the values of inert soluble fraction evaluated by FF-BOD method was significantly lower than RT-ME approach (2.4% and 3.9% respectively). Furthermore, the values for low colloidal and particulate fractions as well as soluble inert fractions were different than expected from a typical municipal wastewater. These observations suggest that even at low load (10% of the total wastewater treatment inflow), the industrial wastewater composition can significantly affect the characteristics of municipal wastewater which could also affect the performance and accuracy of respirometric tests. Therefore, in such cases, comparison of the respirometric tests with flocculation/filtration COD/BOD measurements are recommended. Oxygen uptake rate profile with settled wastewater and/or after coagulation-flocculation, however, could still be recommended as a "rapid" control method for monitoring/optimising modern cost-effective wastewater treatment plants.

## Introduction

In the last 15 years, from 2004 onwards, when Poland was still a part of European Union (EU), the Polish National Program for Municipal Wastewater Treatment Plants (MWWTP) have aimed for identifying and solving wastewater treatment and management problems in Poland. This program was conducted with the aim of modernizing or expanding nearly 600 WWTP already identified and also constructing nearly 200 new facilities with a total population equivalent (PE) representing almost 97% of the total PE of the Polish National Program for MWWTP.<sup>[1]</sup> In large facilities (more than 100,000 PE) such as Gdynia-Debogorze WWTP, in order to achieve the high quality effluent standards defined by the EU regulations, an intense process modification was recommended. However, the main challenge was to develop modern and cost-effective activated sludge (AS) systems. In these circumstances, the appropriate characterization of raw wastewater has been identified as an important aspect and a key factor for the optimization of treatment processes and new reactor design. Operation of a typical MWWTP is usually controlled by parameters such as flow rate, solid retention time, concentration of ammonia

and dissolved oxygen etc. It is considered that, together with the chemical and biochemical oxygen demand (COD and BOD), the above parameters indirectly affect the performance of AS processes. In an aerobic AS system the BOD5: N ratio is recommended to be 100:5 in order to avoid nutrient deficiency.<sup>[2,3]</sup> A high influent C:N ratio (e.g. 100:10) could negatively affect the nutrient removal efficiencies of the treatment plant, however, depending on the quality of the carbon source it could vary remarkably.<sup>[4]</sup> Particularly, the BOD indicates the amount of organic pollutants that can be biologically degraded, however, in reality, BOD measurement is inadequate to define the actual biodegradation kinetics of all organic compounds present in wastewater. In contrast, the use of effluent soluble COD for estimating the yield coefficient and decay rate is in practise, however, is not valid under many practical conditions, since the concentration of the influent wastewater is much higher than that of the effluent concentration. Moreover, the particulate COD as slowly biodegradable organics can exhibit a significant effect on the determination of kinetic coefficients, e.g., the specific substrate removal rate for the multiple substrate hydrolysis model and the first-order rate constant. Additionally, particulate compounds can be related to a

58  
59  
60  
61  
62  
63  
64  
65  
66  
67  
68  
69  
70  
71  
72  
73  
74  
75  
76  
77  
78  
79  
80  
81  
82  
83  
84  
85  
86  
87  
88  
89  
90  
91  
92  
93  
94  
95  
96  
97  
98  
99  
100  
101  
102  
103  
104  
105  
106  
107  
108  
109  
110  
111  
112  
113  
114

115 wide range of physical-chemical and biological phenomena  
116 in conventional wastewater treatment systems which  
117 demand the need for more research on the proper methods  
118 for determination of COD fractionation as a key factor for  
119 appropriate modeling and monitoring of activated sludge  
120 processes. Thus, among several parameters, COD fractionation  
121 has become an important criterion for the development  
122 of efficient nutrients removal AS systems in Poland. In  
123 such circumstances, special attention has been paid to the  
124 slowly biodegradable fractions, essential to design an effective  
125 technology for wastewater treatment, mainly denitrification  
126 and Enhanced Biological Phosphorus Removal (EBPR).

127 The Activated Sludge Models<sup>[5,6]</sup> commonly used by IWA  
128 Task Group, are developed based on the COD fractionation,  
129 nevertheless, a proper evaluation of COD fractionation, which  
130 is crucial for modeling and model predictions, is still under  
131 debate. In general, total COD in the wastewater consists of:  
132 readily (soluble) biodegradable organic substrates ( $S_S$ ), slowly  
133 (particulate) biodegradable substrates ( $X_S$ ), inert suspended  
134 organic matter ( $X_I$ ), and inert soluble organic matter ( $S_I$ ).<sup>[6]</sup>  
135 There are two main approaches for determining the COD  
136 fraction in wastewater; 1) based on their physical-chemical  
137 properties<sup>[7]</sup> and 2) microbial growth kinetics, viz., respirometric  
138 test based on oxygen uptake rate (OUR) and COD  
139 measurements.<sup>[8]</sup> Respirometric method was first introduced  
140 by Ekama et al.<sup>[9]</sup> in the 70's of the last century and are still  
141 being used by many researchers. It is used mainly for determining  
142  $S_S$ , whether  $X_S$  requires simulation modeling, which is  
143 adjusted to the batch experimental data. Additionally, the  
144 respirometric approach is highly influenced by experimental  
145 conditions and therefore to be reliable, it should be carried  
146 out with precision and careful maintenance. Alternatively,  
147 physico-chemical method, which is based on physical (particle  
148 size) and chemical (coagulation/flocculation) properties of  
149 organic matter present in wastewater are used. The disadvantage  
150 of this method is connected with imprecise definition of  
151 colloidal organic matter, which may contribute to both readily  
152 and slowly biodegradable fractions. Thus modification of  
153 physico-chemical method was proposed by Roeleveld and  
154 Loosdrecht,<sup>[10]</sup> which combined flocculation and filtration  
155 steps with BOD measurements (STOWA protocol).

156 The aim of this study was therefore to evaluate and compare  
157 the COD fractionation method for a municipal wastewater  
158 treatment plant using respirometric batch tests combined  
159 with model estimation (RT-ME approach) and flocculation/  
160 filtration COD method combined with BOD measurements  
161 (FF-BOD approach). The first method measures biomass  
162 activity *in situ* and is expressed by changes in the dissolved  
163 oxygen (DO) and the results are compared with COD  
164 measurements. In the second method, the characterization  
165 of COD into readily, slowly and non-biodegradable  
166 fractions is achieved indirectly, which involves physical-  
167 chemical and biological processes. The COD fractionation  
168 and modeling results obtained were discussed and compared  
169 in terms of appropriate prediction of the effectiveness of  
170 organic carbon, nitrogen and phosphorus removal in  
171 activated sludge processes which forms a key factor for  
172 process optimization in modern cost-effective WWTPs.

## 174 Material and methods

175 The wastewater and activated sludge samples were obtained  
176 from Gdynia-Debogorze WWTP, which receives mainly  
177 municipal wastewater (only 10% of industrial wastewater in  
178 the total inflow) with a pollutant load corresponding to  
179 420,000 PE and an average flow rate of  $Q_{av} = 55\ 000\ m^3/d$ .  
180 Twenty-four-hour composite samples of influent wastewater  
181 were taken after fine screening and/or after primary clarifier,  
182 while the final effluent samples were collected at the outlet  
183 of the secondary sedimentation tanks. Wastewater samples  
184 were collected for about 8–9 months for each study period,  
185 representing different sessions of the year from September  
186 2009 to May 2010 for RT-ME approach, and from February  
187 to September 2015 for FF-BOD approach. The raw wastewater  
188 was characterized by total COD value ( $COD_{T,influent}$ ).  
189 Additionally, the Gdynia-Debogorze WWTP is equipped  
190 with a brand new computer controlled automation system,  
191 where, information from field controllers and online probes  
192 are directed to the central control room. The computer network  
193 includes all the instrumentation system, which consists  
194 of 21 field controllers and operator station SCADA 4. Each  
195 controller supports one separate area of technology and are  
196 located at different points of the plant. More information  
197 about process configuration, operational conditions and control  
198 system are available from Drewnowski et al.<sup>[11]</sup>

### 200 Evaluation of COD fraction using the flocculation/ 201 filtration COD method combined with BOD 202 measurements (FF-BOD approach)

203 The FF-BOD approach was carried out using a modified  
204 STOWA protocol.<sup>[10]</sup> The total soluble organic fraction ( $S_T$ )  
205 was determined as COD of raw wastewater after coagulation.  
206 The inert (soluble) non-biodegradable organic fraction –  $S_I$   
207 was determined as COD of wastewater, biologically treated in  
208 WWTP Gdynia-Debogorze – taken from the outlet of the  
209 secondary sedimentation tanks, then coagulated and filtrated  
210 through  $0.45\ \mu m$  membrane filters. Additionally in raw  
211 wastewater, the BOD was measured for a period of 20 days  
212 ( $BOD_{20}$ ). In the case of other COD fractions viz.,  $S_S$  – readily  
213 (soluble) biodegradable,  $X_S$  – slowly (particulate) biodegradable,  
214  $X_T$  – total particulate organic fraction,  $X_I$  – inert (particulate)  
215 non-biodegradable and  $X_B$  – biomass were calculated  
216 according to the conversion formulas set out in the  
217 ATV-A113.<sup>[11]</sup> Briefly, the fractions were calculated as:  $S_S =$   
218  $S_T - S_I$ ,  $X_S$  as:  $X_S = BOD_{20} - S_S$ ,  $X_T$  as:  $X_T = COD_{T,influent}$   
219  $- (S_S + X_S)$  and  $X_I$  as:  $X_I = COD_{T,influent} - (S_S + X_S +$   
220  $X_B)$ . In total, the COD fractions were determined twenty-  
221 two times.

### 222 Evaluation of COD fraction using the respirometric tests 223 combined with model estimation (RT-ME approach)

224 The experimental set-up consisted of a computer controlled  
225 batch reactor equipped with stirring and aeration systems,  
226 thermostatic unit, DO, redox, and pH/temperature probes.  
227 In order to eliminate the oxygen consumption via  
228

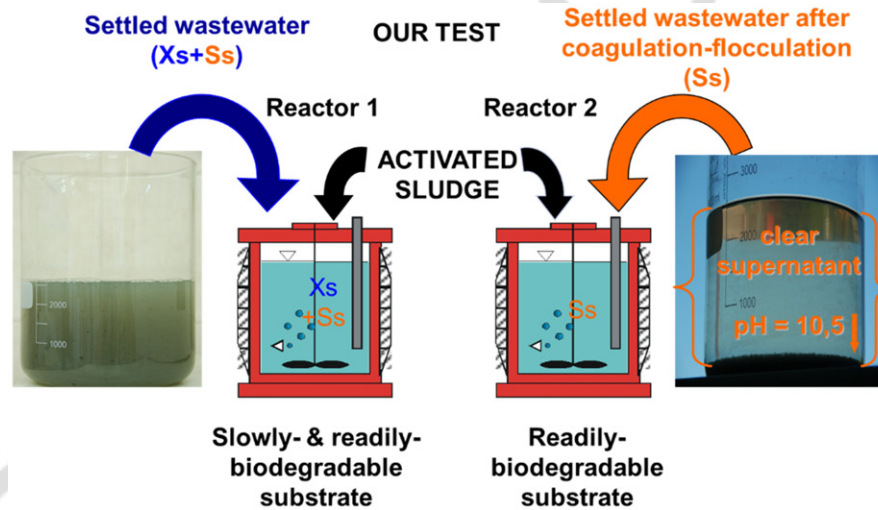
**Table 1.** The fractionation procedure of COD in the raw/settled wastewater for the modeling evaluation based on the literature data and measurements carried out at "Gdynia-Debogorze" WWTP.

Measured parameters					
Definition	Symbol	Unit	Monthly average value raw/settled wastewater	Source of data	
Influent COD	$COD_{in}$	$gCOD/m^3$	1078/856	Laboratory analyses at study WWTP	
Influent COD in filtered sample	$COD_{f,in}$	$gCOD/m^3$	267/211*		
Volatile fatty acids	VFA	$g/m^3$	—/167		
Influent $BOD_5$	$BOD_{5,in}$	$gBOD_5/m^3$	472/319		
Influent biodegradable COD	$BCOD_{in}$	$gCOD/m^3$	806/545	Calculation (Grady et al. 1999) $BCOD_{in} = \frac{BCOD_{5,in}}{f_{BOD}(1 - Y_H \cdot f_p)}$	
Effluent COD	$COD_{out}$	$gCOD/m^3$	25.4	Laboratory analyses at study WWTP	
Effluent COD in filtered sample	$COD_{f,out}$	$gCOD/m^3$	20.5**		
$BOD_5/BOD_U$ ratio	$f_{BOD}$	—	0.67	(Grady et al. 1999)	
Heterotrophic biomass yield coefficient	$Y_H$	$gCOD/gCOD$	0.63		
Unbiodegradable fraction from the biomass decay	$f_p$	—	0.2		
Model components – raw/settled wastewater					
Fraction name	Symbol	Unit	Equation	Average % of COD	
				This procedure	Calibration of SRT
Inert soluble	$S_I$	$gCOD/m^3$	$0.95 COD_{f,out}$	2.8	
Readily biodegradable	$S_S$	$gCOD/m^3$	$COD_{f,out} - S_I$	22.8/21.8	
Slowly biodegradable	$X_S$	$gCOD/m^3$	$BCOD_{in} - S_S$	51.9/41.8	47.9/38.8
Inert particulate	$X_I$	$gCOD/m^3$	$COD_{in} - COD_{f,in} - X_S$	22.5/33.6	26.5/36.6

Note:

\*Measured by coagulation-flocculation method of Mamais et al. (1993) during batch tests.

\*\*Correlated with daily measurements of  $COD_{f,out}/COD_{out}$  ratio.



**Figure 1.** The experimental procedure with the coagulation-flocculation method<sup>[15]</sup> to evaluate the contribution of  $S_5/COD_{T,influent}$  by single respirometric tests.

nitrification, allylthiourea (ATU) was added to the reactor. The pH was kept in the range of 7.0 to 8.0 and the oxygen level in the reactor was controlled with a WTW Oxi-Stirrer 300 (magnetic stirrer) probes.

The oxygen utilization rate (OUR) was measured according to the method described by Kristensen et al.<sup>[12]</sup> Activated sludge was tested with raw/settled wastewater (SWW), and after coagulation-flocculation in 4L batch reactors at 15.4–17.2 °C. The OUR was obtained by measuring the decrease in oxygen concentration every 3 min, with a constant oxygen supply every 10 s (6–7 mg/L oxygen was supplied to the system) for 6–7 h. The OUR was further calculated from the linear regression of the slope of the obtained curve. The fractionation of organic matter in the influent wastewater was performed according to the modified method of Grady et al.<sup>[3]</sup> and Makinia.<sup>[13]</sup> The

procedure was developed based on the Dutch STOWA standard guidelines for wastewater characterization (Table 1) with minor modifications. The standard laboratory analyses at Gdynia-Debogorze WWTP does not include the measurement of soluble COD. However, additional measurements were needed to analyze the contribution of  $S_5$  to  $COD_{T,influent}$  for the respirometric tests combined with model estimation and the coagulation-flocculation method of Mamais et al.<sup>[14]</sup> Figure 1 shows the experimental procedure with the coagulation-flocculation method of Mamais et al. (1993) to evaluate the contribution of  $S_5/COD_{T,influent}$  by single respirometric tests. Additionally, the actual laboratory measurements of volatile fatty acids (VFA)s (assumed to be equal to  $S_A$  – fermentation products) were carried out from the samples of the SWW. The  $X_S/X_I$  ratio was estimated by calibrating the sludge retention time (SRT) in 350

**Table 2.** Results of the average COD fractionation determined by the flocculation/filtration COD method and respirometric test method in municipal wastewater in Gdynia-Debogorze WWTP.

Component	FF-BOD (flocculation/filtration COD) approach combined with BOD Average COD (range)		RT-ME approach combined with Dutch STOWA Average COD (range)	
	g O <sub>2</sub> /m <sup>3</sup>	%	g O <sub>2</sub> /m <sup>3</sup>	%
COD fraction in Gdynia-Debogorze WWTP				
S <sub>i</sub>	27.0	2.4 (1.1–3.2)	42.0	3.9 (2.8*–4.9)
X <sub>i</sub>	382.3	33.1 (8.3–62.7)	263.6	24.4 (12.8**–36.1)
S <sub>s</sub>	200.0	18.1 (10.1–34.1)	292.1	27.1 (22.8*–31.3)
X <sub>s</sub>	521.7	46.3 (22.0–71.4)	480.8	44.6 (37.3–51.9*)
Total COD	1130.9	100	1077.9	100

\*Combined with the standard Dutch STOWA guidelines.

\*\*Combined with model estimation proposed by Henze et al. (1999) according  $ASM2d X_i = 0.128 \times COD_{T,influent}$ .

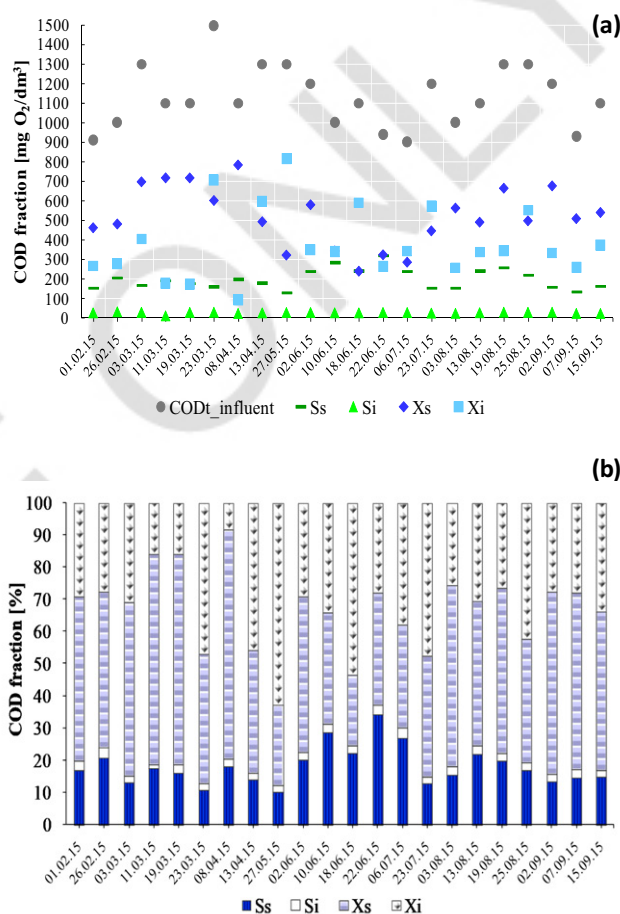
modeling predictions. The results of the respirometric test were simulated by ASM2d to compare predictions in terms of OUR and COD behavior. The biodegradable COD fractionations were directly estimated during OUR batch tests. The soluble inert COD component (S<sub>i</sub>) of SWW was determined according to Henze et al.<sup>[15]</sup> In this approach, the COD fractionations were carried out sixteen times and evaluated by mathematical modeling and computer simulations.

### Mathematical modeling and computer simulation

The mathematical modeling and computer simulation procedure were followed as described previously.<sup>[1]</sup> Briefly, data sets obtained from the full-scale Gdynia-Debogorze WWTP were used for steady-state simulations in the software GPS-x ver. 5.0.2.<sup>[16]</sup> The mathematical modeling and computer simulations were carried out based on the ASM2d model according to Henze et al.<sup>[17]</sup> In order to perform accurate calibration, the data sets from both full-scale WWTP and laboratory batch tests were used from our previous study.<sup>[1]</sup> The stoichiometric and kinetic parameters were determined by numerical optimization using the Nelder-Mead simplex method by Nelder and Mead.<sup>[18]</sup> The respirometric batch tests (OUR and corresponding COD consumption for estimating fractionation) were carried out and the OUR, biodegradable substrates monitoring and the conditions of activated sludge were also determined. Once calibrated and validated, the model used in this study and the data collected previously during different seasons (Drewnowski et al.<sup>[1]</sup>) were used to evaluate the performance of Gdynia-Debogorze WWTP as well as to validate the COD fractionation and modeling approach for appropriate optimization and monitoring of modern cost-effective activated sludge system.

### Analytical methods

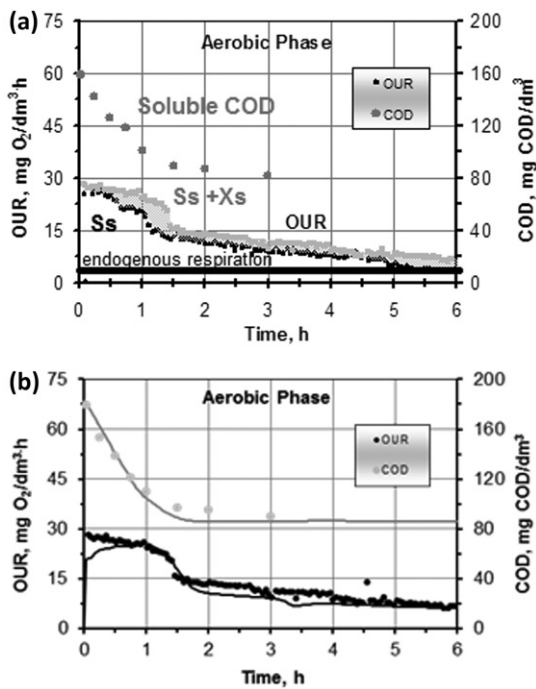
The COD, BOD<sub>20</sub>, and TSS/VSS were determined according to Standard Methods (APHA, 2005). The total soluble COD fractions (S<sub>T</sub>) and the inert (soluble) non-biodegradable organic fraction (S<sub>i</sub>) in wastewater were also determined after coagulation with zinc sulfate (10% ZnSO<sub>4</sub>, at pH = 10.5) followed by filtration through 0.45 μm membrane filters.<sup>[14]</sup> The detailed procedure can be obtained from Makinia<sup>[19]</sup> and Drewnowski et al.<sup>[20]</sup>



**Figure 2.** Values (a) and the ratio of COD fractions to COD<sub>T,influent</sub> (b).

### Results and discussion

In this study, the total influent COD (COD<sub>T,influent</sub>) and COD fractionation of Gdynia-Debogorze MWWTP were determined by RT-ME (September 2009 to May 2010) and FF-BOD (February to September 2015) approaches. During the study period, the COD<sub>T,influent</sub> values detected in raw wastewater varied from 750 to 1570 mg O<sub>2</sub>/dm<sup>3</sup> (average 1077.9 mg O<sub>2</sub>/dm<sup>3</sup>) and 900 to 1500 mg O<sub>2</sub>/dm<sup>3</sup>, (av. 1130.9 mg O<sub>2</sub>/dm<sup>3</sup>), respectively (Table 2 and Figure 2a). These observed values were higher, in comparison to a typical municipal wastewater (av. 750 mg O<sub>2</sub>/dm<sup>3</sup>).<sup>[21]</sup> The higher COD value could be due to low water consumption or the influence of industrial wastewater. Though in Gdynia-Debogorze WWTP, the industrial wastewater



**Figure 3.** Results of the OUR and COD profiles during the respirometric batch test: a) the settled wastewater without pretreatment ( $S_s + X_s$  - gray) and after coagulation-flocculation (only  $S_s$  - black) b) data vs. model predictions by ASM2d.

represents only 10% of the raw inflow, it could probably affect the quantity and quality of organic matter entering the plant. In such cases, reliable evaluation of COD fractionation is crucial for process optimization and model predictions.

### COD fractionation determined by FF-BOD approach

The data obtained for  $COD_{T,influent}$  and the FF-BOD approach are presented in the Figure 1a–b and in Table 2. The  $S_s$  fraction accounted from 10.1% to 34.1% of the  $COD_{T,influent}$ , with higher values observed for summer months (>20%; Figure 3a–b). This could be as a result of recreational activities in the studied area or due to the discharge of higher amount of typical domestic wastewater to the sewer during the summer season. In the case of  $S_i$ , it appeared to be the most stable fraction in the tested wastewater (1.1% to 3.2% of the  $COD_{T,influent}$ ). The  $X_s$  together with  $X_i$  constituted the main fraction of total  $COD_{T,influent}$  (av. 46.3% and 33.1%, respectively). Using a similar approach, a short term study conducted by Myszograj and Sadecka<sup>[22]</sup> obtained the following values for COD fractions:  $S_s = 23\text{--}29\%$ ,  $S_i = 2\text{--}3\%$ ,  $X_s = 51\text{--}56\%$ ,  $X_i = 7\text{--}19\%$  of the  $COD_{T,influent}$  which are slightly different from the current observations. It should be noted, however that besides duration, the above study was also differed in the size of the WWTP investigated, volume of wastewater treated and population equivalent (PE). Therefore, to reflect the impact of seasonal changes on wastewater quality and to understand the specificity of both WWTP catchment and sewer systems, a long-term study deem necessary.

### COD fractionation determined by RT-ME approach

The measurement of COD by respirometric tests combined with model estimation showed similar differences in the raw and SWW in the amount of soluble COD fractions without pretreatment and also after coagulation-flocculation. However, in the amount of particulate COD fractions, more discrepancy for the  $X_s/X_i$  ratio was observed between the raw and SWW. After settling in primary clarifier, low  $X_s$  value was measured, which was a key factor for appropriate modeling of short- and long-SRT and monitoring of activated sludge processes. In a study, Ginestet et al.<sup>[23]</sup> characterized raw wastewater originating from seven WWTPs in French. Respirometric measurements were carried out with samples of the raw, settled and “coagulated” (i.e. settled and precipitated with  $FeCl_3$ ) wastewater. The latter group predominantly consisted of the readily hydrolyzable fractions (37–90%), whereas the readily biodegradable and inert fractions accounted for 2–27% and 2–47% of soluble COD respectively. Koch et al.<sup>[24]</sup> found a poor correlation between soluble COD (after filtration on a 0.45  $\mu m$  pore size filter) and  $S_s$  readily biodegradable COD (estimated based on aerobic respiration tests) under Swiss conditions, where the biodegradable fraction of wastewater primarily consisted of slowly biodegradable compounds  $X_s$  due to short hydraulic retention times in the sewer systems.

The aerobic batch respirometric test monitors the oxygen uptake rate (OUR), which indicates the oxygen consumption rate resulting from the microbial activity. In the current study, the total duration of each OUR test was about 6–7 h, however, approximately after 1 h, a sudden change in OUR plot was observed. Once the readily biodegradable compounds ( $S_s$ ) were consumed, the OUR stabilized due to the switch to slowly biodegradable substrate ( $X_s$ ) and endogenous respiration products (Figure 3a). In the experiments with the SWW, the observed OUR was found to be associated with the utilization of  $S_s$  in soluble form as well as colloidal and particulate organic compounds ( $X_s$ ). By taking the VSS into account (average value 256 mg/L), the specific OUR for a particular activated sludge was obtained. The maximum OUR values with the SWW varied within the range of 19.0–24.2 g O<sub>2</sub>/(kg VSS·h) respectively, in the studied WWTP. In comparison with the values reported for the OUR experiments<sup>[25]</sup> with real wastewater and activated sludge from a pilot-scale plant, the results from this study varied around the level of 20 mg O<sub>2</sub>/gVSS·h. When the pretreated samples of wastewater were used in the experiments, the observed OUR was found to be associated with the utilization of  $S_s$  and the remaining colloidal organic fraction (part of  $X_s$ ). Consequently, the values of OUR from studied plant were lower (11.8–17.8 g O<sub>2</sub>/(kg VSS·h) in comparison with the parallel tests with the SWW. The average difference of OUR profiles observed between the parallel reactors with the SWW without and with pretreatment were between 30 and 50% in comparison to the most extreme cases.

The results of OUR and COD during the respirometric batch test vs. model predictions by ASM2d are shown in Figure 3a–b. Additional profiles of pH and ORP during the respirometric batch test are presented in Figure 3a–b. Based

587  
588  
589  
590  
591  
592  
593  
594  
595  
596  
597  
598  
599  
600  
601  
602  
603  
604  
605  
606  
607  
608  
609  
610  
611  
612  
613  
614  
615  
616  
617  
618  
619  
620  
621  
622  
623  
624  
625  
626  
627  
628  
629  
630  
631  
632  
633  
634  
635  
636  
637  
638  
639  
640  
641  
642  
643  
644  
645

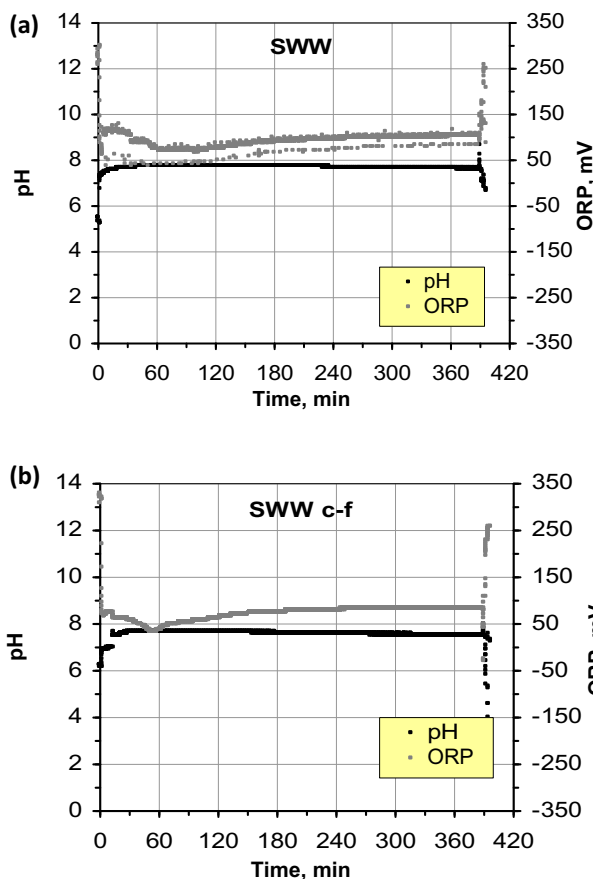


Figure 4. Profiles of pH and ORP during the respirometric batch test: a) the settled wastewater without pretreatment, b) the settled wastewater after coagulation-flocculation.

on the results obtained, it can be observed that duration of OUR tests (6–7 h in total) in some cases could be extended, so that the biodegradation of slowly hydrolyzable fraction as well as other form of COD continues. Describing the ORP and pH values during the respirometric batch test, it should be noted that the pH remained stable for about 7.8–7.9 for both investigated samples, i.e., the SWW without pretreatment and after coagulation-flocculation. However, the ORP values decreased from 100 mV to 50 mV in the initial feeding hour due to the rapid degradation of readily biodegradable substrates. Once the readily biodegradable COD fractions (mostly  $S_S$  and partly  $X_S$  after hydrolysis process conversion) were utilized, conditions were reestablished and the ORP increased from 50 mV to 100 mV reaching a steady-state, which is similar to the value obtained during the initial-stage tests.

The effect of primary clarifiers and precipitation on COD removal in the SWW and after coagulation-flocculation (c-f) using the method of Mamais et al.<sup>[14]</sup> are shown in Figure 5a–b. The soluble fraction in the 24-h wastewater samples used in the experiments accounted for 23 to 46% of  $COD_{T,influent}$  in the tested (16 samples) SWW. The average values of total and soluble COD in SWW determined (c-f) from the annual routine operational data were slightly different from the raw wastewater concentrations, i.e. 751 and 168 g COD/m<sup>3</sup> (2009) vs. 788 and 167 g COD/m<sup>3</sup> (2010). In an earlier modeling study,<sup>[13]</sup> the estimated ratio of

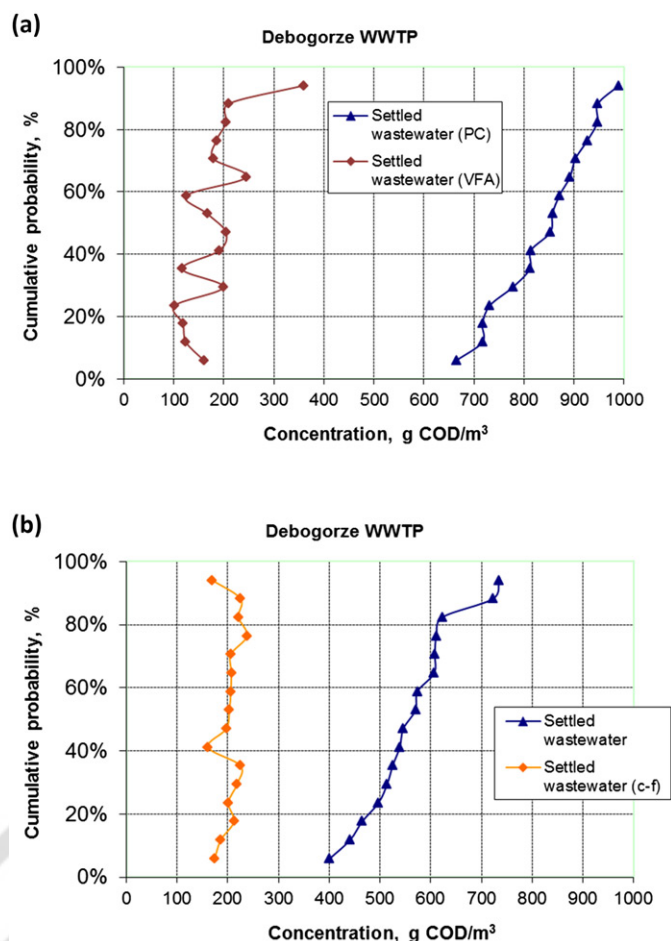


Figure 5. The effect of (a) primary clarifiers (PC) with volatile fatty acid (VFA) release and (b) precipitation on COD removal in the settled wastewater and after coagulation-flocculation (c-f).

biodegradable to non-biodegradable particulate (and colloidal) organic fractions varied in the range of 1.4–1.5 to fit the waste activated sludge (WAS) production. As a consequence, the ratios of ( $S_S/(S_S+X_S)$ ) at the Gdynia-Debogorze WWTP (0.50–0.54) slightly exceeded a typical range of 0.3–0.5. Specifically, in a WWTP the successful settling has been described to be highly dependent on floc density, size and chemical composition.<sup>[26]</sup> These characteristics are in turn dependent on factors such as the retention time of solids,<sup>[27,28]</sup> oxygen concentration,<sup>[29]</sup> predator grazing effects,<sup>[30]</sup> levels of filamentous bacteria<sup>[31]</sup> and floc size.<sup>[32]</sup>

From a practical point of view, it should be noted that the conventional chemical precipitation with  $FeCl_3$  has very similar effects as the method of Mamais et al.<sup>[14]</sup> In a full-scale WWTP using  $FeCl_3$  to precipitate SWW, Xu and Hultman<sup>[33]</sup> found no difference in COD determined in the samples of SWW (untreated and treated with  $ZnSO_4$ ). Due to sedimentation in the primary clarifiers, the ratio of particulate (and colloidal) COD (XCOD) to volatile suspended solids (VSS) increased from 1.67–2.58 g COD/g (raw wastewater) to 1.83–2.68 g COD/g (SWW). This indicates that a VSS fraction with a low COD/VSS ratio, such as particulate carbohydrates<sup>[34]</sup> was removed in the primary clarifiers (Figure 4b). The clarifiers are operated with a high sludge blanket level to hydrolyze settleable organic particulates to

646  
647  
648  
649  
650  
651  
652  
653  
654  
655  
656  
657  
658  
659  
660  
661  
662  
663  
664  
665  
666  
667  
668  
669  
670  
671  
672  
673  
674  
675  
676  
677  
678  
679  
680  
681  
682  
683  
684  
685  
686  
687  
688  
689  
690  
691  
692  
693  
694  
695  
696  
697  
698  
699  
700  
701  
702  
703  
704

VFAs for enhancing denitrification and Enhanced Biological Phosphorus Removal (EBPR) in the bioreactor (Figure 5a). The above observations indicate that particulate compounds in wastewater may be related to a wide range of physical-chemical and biological phenomenon in conventional wastewater treatment systems. This warrants a pressing need for further research on the development of accurate methods for COD fractionation as a key factor for modeling and monitoring of activated sludge processes. Figure 5a-b is a typical example showing potential differences in precipitation on COD removal in the SWW and after coagulation-flocculation (c-f) representing conventional chemical precipitation in comparison to the effect of primary clarifiers (PC) with VFA in real conditions of WWTP operation strategy.

### Comparison of FF-BOD and RT-ME approaches in determination of COD fractionation

COD fractionation has been described as a major challenge in conventional activated sludge systems: in solid and liquid separation in clarifiers,<sup>[35]</sup> in nitrogen removal<sup>[36]</sup> and in assessing the kinetics of NUR, PUR, AUR in biological reactors with different internal and external COD composition.<sup>[19]</sup> The average values of COD fractions estimated during this study for Gdynia-Debogorze WWTP are presented in the Table 1.

Based on the results obtained, the particulate fractions of COD ( $X_S$  and  $X_I$ ) in FF-BOD were higher than those estimated by RT-ME approach. Contrary to the above, the values of inert soluble fraction ( $S_I$ ) evaluated by FF-BOD were significantly lower than in RT-ME approach (2.4% and 3.9% of  $COD_{T,influent}$  respectively), suggesting that the evaluation of the inert COD amount in wastewater is significantly dependent on the method used for wastewater characterization. Similarly,  $S_S$  determined by the FF-BOD and RT-ME approaches differed, and accounted for 18.1% (10.1%–34.1%) and 27.1% (22.8%–31.3%) of  $COD_{T,influent}$  respectively.

All COD fractions obtained in this study by RT-ME and FF-BOD approaches for raw wastewater corresponds to the ranges presented in literature of other European countries ( $S_S$ : 3.0%–35%;  $S_I$ : 2.0%–8.5%;  $X_S$ : 28%–66.2%,  $X_I$ : 10%–39%).<sup>[10,37–42]</sup> However, the main challenge is the lack of standardized definition and methodology for COD fractionation. Inconsistency in the adopted methods by various researchers made the available literature results uncomparable. In this study, the discrepancies between the physico-chemical method and respirometric measurements could also be related to the essential content of industrial wastewater in municipal wastewater stream<sup>[43]</sup> and the presence of soluble COD fractions with different degradation kinetics. For industrial wastewater, the truly soluble COD can be a sum of three fractions: inert ( $S_I$ ), readily biodegradable ( $S_S$ ) as well as rapidly ( $S_{RH}$ ) and slowly ( $S_{SH}$ ) hydrolyzable fraction.<sup>[44]</sup>

In this study, the COD fractions obtained for Gdynia-Debogorze WWTP using the FF-BOD approach can be regarded as a close to real value. Due to the longer HRT (which is long enough for the degradation of slowly

hydrolyzable fractions) as well as application of coagulation/filtration procedure, it can be expected that both  $S_I$  and  $S_T$  fractions were determined with acceptable accuracy. Accordingly, other fractions ( $S_S$ ,  $X_S$ ,  $X_I$ ) calculated on this basis of  $S_I$  and  $S_T$  fractions and  $BOD_{20}$ , are also expected to be properly estimated.

RT-ME approach is suitable to determine the adequate COD fractionation profile of a particular wastewater. However, when dealing with the industrial wastewater, special attention needs to be given for the proper estimation of  $S_I$  value as well as the low colloidal and particulate fraction as it can pass through the filter even after the coagulation. For the estimation of biodegradability,  $S_S$  results might be overestimated, as it probably happened in this study, since only coagulation-flocculation procedure was used. As both inert and easily biodegradable COD are essential for the prediction of wastewater treatment processes, for municipal wastewater that are influenced by industrial wastewater, a comparison of respirometric tests with results obtained from a long-term flocculation/filtration COD/BOD measurements can be made for better characterization. To confirm or exclude the presence of slowly hydrolyzable fraction, soluble and/or particulate, as well as the presence of biodegradable, low colloidal/particulate fraction, the RT-ME approach for raw wastewater, after coagulation/filtration can be considered for better profiling. Such data sets together with biological treatment efficiency and precise evaluation of industrial/municipal wastewater ratios may facilitate to maintain a constant high level of phosphorus and nitrogen removal from wastewater treatment plants and to develop efficient and cost effective wastewater treatment systems.

### Conclusions

The discrepancies in results obtained between the physico-chemical method and respirometric measurements in determination of COD fractions in this study is suggested to be related to the contribution of the industrial wastewater load in municipal wastewater stream. Mainly, the low colloidal and particulate fractions as well as the soluble inert fraction related to a wide range of physical-chemical and biological phenomena may be present at different concentrations in the municipal wastewater. Thus as presented in this study more research on the proper methods for determination of COD fractionation as a key factor for appropriate modeling and monitoring of activated sludge processes deem necessary. As presented in this study, the comparison of the respirometric tests with the results obtained during flocculation/filtration COD/BOD measurements shown potential in proper fractionation of COD in municipal wastewater with industrial load. Such data sets and different methodology overview in comparison to traditional COD fractionation procedures together with the phosphorus release and denitrification efficiency may facilitate efficient optimization of the treatment processes at full scale level for better nutrient removal. Additionally, kinetic/stoichiometric coefficients in mathematical modeling and computer simulations might also play an important role in general estimation and



proposing a cost-effective global solution for worldwide “positive-energy” trends in municipal WWTPs.

Nowadays, carbon (C) extraction is achieved at a rate of 30% in the primary settler and have to be appropriately balanced between biogas production and efficiency of biochemical processes such as denitrification and EBPR in the activated sludge bioreactor. Therefore, the physico-chemical and biological characterization methods of COD fractionation compared in this study might be useful for the modeling approach as well as for monitoring and operating (e.g. short- and/or long- SRT activated sludge) modern WWTP. The wastewater characteristic (soluble, colloidal and particulate fractions) and loading of biodegradable organic compounds could affect the performance of conventional respirometric tests. However evaluation of the OUR profile with SWW and/or after coagulation-flocculation could still be recommended as a “rapid” control method for monitoring/optimising modern cost-effective WWTP.

## ORCID

Jakub Drewnowski  <http://orcid.org/0000-0003-1424-0403>  
Anna Remiszewska-Skwarek  <http://orcid.org/0000-0002-6875-4701>

## References

- [1] Drewnowski, J.; Remiszewska-Skwarek, A.; Fernandez-Morales, F. J. Model Based Evaluation of Plant Improvement at a Large Wastewater Treatment Plant (WWTP). *J. Environ. Sci. Health B*. **2018**, *53*, 669–675. DOI: [10.1080/10934529.2018.1438821](https://doi.org/10.1080/10934529.2018.1438821).
- [2] Jenkins, D.; Richard, M. G.; Daigger, G. T. *Manual on the Causes and Control of Activated Sludge Bulking, Foaming, and Other Solids Separation Problems*, 3rd ed.; CRC Press LLC: Boca Raton, **2004**.
- [3] Grady, C. P. L.; Daiger, G. T.; Lim, H. C. *Biological Wastewater Treatment*, 2nd ed.; Marcel Dekker, Inc.: New York, Basel, **1999**.
- [4] Tardy, G. M.; Bakos, V.; Jobbagy, A. Conditions and Technologies of Biological Wastewater Treatment in Hungary. *Water Sci. Technol.* **2012**, *65*, 1676–1683. DOI: [10.2166/wst.2012.062](https://doi.org/10.2166/wst.2012.062).
- [5] Henze, M.; Gujer, W.; Mino, T.; Matsuo, T.; Wentzel, M.; Marais, G. Activated Sludge Model No. 2. In *IAWQ Scientific and Technical Reports*, No. 3; IAWQ: London, **1995**; ISBN: 1 (900222) 00. DOI: [10.2166/wst.1995.0061](https://doi.org/10.2166/wst.1995.0061).
- [6] Henze, M. Activated Sludge Model No. 1. In *Scientific and Technical Report No. 1*; IAWQ: London, **1986**.
- [7] Ruiz, L. M.; Perez, J. I.; Gomez, M. A. Comparison of Five Wastewater COD Fractionation Methods for Dynamic Simulation of MBR Systems. *J. Environ. Sci. Health. A Tox. Hazard. Subst. Environ. Eng.* **2014**, *49*, 1553–1563. DOI: [10.1080/10934529.2014.938533](https://doi.org/10.1080/10934529.2014.938533).
- [8] Surerus, V.; Giordano, G.; Teixeira, L. Activated Sludge Inhibition Capacity Index. *Braz. J. Chem. Eng.* **2014**, *31*, 385–392. DOI: [10.1590/0104-6632.20140312s00002516](https://doi.org/10.1590/0104-6632.20140312s00002516).
- [9] Ekama, G.; Dold, P.; Marais, G. R. Procedures for Determining Influent COD Fractions and the Maximum Specific Growth Rate of Heterotrophs in Activated Sludge Systems. *Water Sci. Technol.* **1986**, *18*, 91–114. DOI: [10.2166/wst.1986.0062](https://doi.org/10.2166/wst.1986.0062).
- [10] Roeleveld, P.; van.; Loosdrecht, M. Experience with Guidelines for Wastewater Characterisation in The Netherlands. *Water Sci. Technol.* **2002**, *45*, 77–87.
- [11] DWA. *Dimensioning of Single-Stage Activated Sludge Plants*. GFA Publishing: Hennef; ATV-DVWK Worksheet A 131 E. Department of Water Affairs, **2002**.
- [12] Kristensen, G. H.; Jørgensen, P. E.; Henze, M. Characterization of Functional Microorganism Groups and Substrate in Activated Sludge and Wastewater by AUR, NUR and OUR. *Water Sci. Technol.* **1992**, *25*, 43. DOI: [10.2166/wst.1992.0113](https://doi.org/10.2166/wst.1992.0113).
- [13] Grady, C. P. L.; Daigger, G. T.; Lim, H. C. *Biological Wastewater Treatment*, 2nd ed.; Revised and Expanded; Marcel Dekker, Inc.: New York, **1999**.
- [14] Makinia, J. *Performance Prediction of Full-Scale Biological Nutrient Removal Systems Using Complex Activated Sludge Models*; ISAH: New York, **2006**.
- [15] Mamais, D.; Jenkins, D.; Prrr, P. A Rapid Physical-Chemical Method for the Determination of Readily Biodegradable Soluble COD in Municipal Wastewater. *Water Res.* **1993**, *27*, 195–197. DOI: [10.1016/0043-1354\(93\)90211-Y](https://doi.org/10.1016/0043-1354(93)90211-Y).
- [16] Henze, M.; Gujer, W.; Mino, T.; Van Loosdrecht, M. *Activated Sludge Models ASM1, ASM2, ASM2d and ASM3*; IWA Publishing: London, **2000**.
- [17] Hydromantis, I. inventorGPS – X 5.0.2. User’s Guide and Technical Reference. **2007**.
- [18] Henze, M.; Gujer, W.; Mino, T.; Matsuo, T.; Wentzel, M. C.; Marais, G. v R.; Van Loosdrecht, M. C. M. Activated Sludge Model No. 2d, ASM2d. *Water Sci. Technol.* **1999**, *39*, 165–182. DOI: [10.2166/wst.1999.0036](https://doi.org/10.2166/wst.1999.0036).
- [19] Nelder, J. A.; Mead, R. A. A Simplex Method for Function Minimization. *Comp. J.* **1965**, *7*, 308–313. DOI: [10.1093/comjnl/7.4.308](https://doi.org/10.1093/comjnl/7.4.308).
- [20] Makinia, J.; Drewnowski, J.; Swinarski, M.; Czerwionka, K.; Kaszubowska, M.; Majtacz, J. The Impact of Precipitation and External Carbon Source Addition on Biological Nutrient Removal in Activated Sludge Systems—Experimental Investigation and Mathematical Modeling. *Water Pract. Technol.* **2012**, *7*, 2012011.
- [21] Drewnowski, J.; Makinia, J. The Role of Biodegradable Particulate and Colloidal Organic Compounds in Biological Nutrient Removal Activated Sludge Systems. *Int. J. Environ. Sci. Technol.* **2014**, *11*, 1973–1988. DOI: [10.1007/s13762-013-0402-1](https://doi.org/10.1007/s13762-013-0402-1).
- [22] Henze, M.; Comeau, Y. Wastewater characterization. Biological wastewater treatment: Principles modelling and design. Henze, M.; van Loosdrecht, M.C.M.G.; Ekama A.; Brdjanovic, D, Eds.; IWA Publishing: London, UK, **2008**, pp. 33–52.
- [23] Sadecka, Z.; Jędrzak, A.; Pluciennik-Koropczuk, E.; Myszograj, S.; Suchowska-Kisielewicz, M. COD Fractions in Sewage Flowing into Polish Sewage Treatment Plants. *Chem. Biochem. Eng. Q* **2013**, *27*, 185–195.
- [24] Ginestet, P.; Maisonnier, A.; Sperandio, M. Wastewater COD Characterization: biodegradability of Physico-Chemical Fractions. *Water Sci. Technol.* **2002**, *45*, 89–97. DOI: [10.2166/wst.2002.0096](https://doi.org/10.2166/wst.2002.0096).
- [25] Koch, G.; Kühni, M.; Gujer, W.; Siegrist, H. Calibration and Validation of Activated Sludge Model No. 3 for Swiss Municipal Wastewater. *Water Res.* **2000**, *34*, 3580–3590. DOI: [10.1016/S0043-1354\(00\)00105-6](https://doi.org/10.1016/S0043-1354(00)00105-6).
- [26] Jørgensen, P. E.; Eriksen, T.; Jensen, B. Estimation of Viable Biomass in Wastewater and Activated Sludge by Determination of ATP, Oxygen Uptake Rate and FDA Hydrolysis. *Water Res.* **1992**, *26*, 1495–1501. DOI: [10.1016/0043-1354\(92\)90069-G](https://doi.org/10.1016/0043-1354(92)90069-G).
- [27] Jin, B.; Wilén, B. M.; Lant, P. A Comprehensive Insight into Floc Characteristics and Their Impact on Compressibility and Settleability of Activated Sludge. *Chem. Eng. J.* **2003**, *95*, 221–234. DOI: [10.1016/S1385-8947\(03\)00108-6](https://doi.org/10.1016/S1385-8947(03)00108-6).
- [28] Liao, B.; Droppo, I.; Leppard, G.; Liss, S. Effect of Solids Retention Time on Structure and Characteristics of Sludge Flocs in Sequencing Batch Reactors. *Water Res.* **2006**, *40*, 2583–2591.
- [29] Massé, A.; Spérandio, M.; Cabassud, C. Comparison of Sludge Characteristics and Performance of a Submerged Membrane Bioreactor and an Activated Sludge Process at High Solids

- Retention Time. *Water Res.* **2006**, *40*, 2405–2415. DOI: [10.1016/j.watres.2006.04.015](https://doi.org/10.1016/j.watres.2006.04.015).
- [30] Wilén, B. M.; Balmér, P. Short Term Effects of Dissolved Oxygen Concentration on the Turbidity of the Supernatant of Activated Sludge. *Water Sci. Technol.* **1998**, *38*, 25. DOI: [10.2166/wst.1998.0168](https://doi.org/10.2166/wst.1998.0168).
- [31] Luxmy, B.; Nakajima, F.; Yamamoto, K. Analysis of Bacterial Community in Membrane-Separation Bioreactors by Fluorescent in Situ Hybridization (FISH) and Denaturing Gradient Gel Electrophoresis (DGGE) Techniques. *Water Sci. Technol.* **2000**, *41*, 259–268. DOI: [10.2166/wst.2000.0657](https://doi.org/10.2166/wst.2000.0657).
- [32] Wanner, J. Activated Sludge Population Dynamics. *Water Sci. Technol.* **1994**, *30*, 159. DOI: [10.2166/wst.1994.0556](https://doi.org/10.2166/wst.1994.0556).
- [33] Govoreanu, R.; Seghers, D.; Nopens, I.; De Clercq, B.; Saveyn, H.; Capalozza, C.; Van der Meeren, P.; Verstraete, W.; Top, E.; Vanrolleghem, P. A. Linking Floc Structure and Settling Properties to Activated Sludge Population Dynamics in an SBR. *Water Sci. Technol.* **2003**, *47*, 9. DOI: [10.2166/wst.2003.0622](https://doi.org/10.2166/wst.2003.0622).
- [34] Shulan, X.; Hultman, B. Experiences in Wastewater Characterization and Model Calibration for the Activated Sludge Process. *Water Sci. Technol.* **1996**, *33*, 89. DOI: [10.2166/wst.1996.0310](https://doi.org/10.2166/wst.1996.0310).
- [35] Puig, S.; van Loosdrecht, M.; Flameling, A. G.; Colprim, J.; Meijer, S. The Effect of Primary Sedimentation on Full-Scale WWTP Nutrient Removal Performance. *Water Res.* **2010**, *44*, 3375–3384.
- [36] Clauss, F.; Helaine, D.; Balavoine, C.; Bidault, A. Improving Activated Sludge Floc Structure and Aggregation for Enhanced Settling and Thickening Performances. *Water Sci. Technol.* **1998**, *38*, 35. DOI: [10.2166/wst.1998.0788](https://doi.org/10.2166/wst.1998.0788).
- [37] Campos, C.; Guerrero, A.; Cardenas, M. Removal of Bacterial and Viral Faecal Indicator Organisms in a Waste Stabilization Pond System in Choconta, Cundinamarca (Colombia). *Water Sci. Technol.* **2002**, *45*, 61–66. DOI: [10.2166/wst.2002.0009](https://doi.org/10.2166/wst.2002.0009).
- [38] Henze, M. Characterization of Wastewater for Modelling of Activated Sludge Processes. *Water Sci. Technol.* **1992**, *25*, 1–15. DOI: [10.2166/wst.1992.0110](https://doi.org/10.2166/wst.1992.0110).
- [39] De la Sota, A.; Larrea, L.; Novak, L.; Grau, P.; Henze, M. Performance and Model Calibration of RDN Processes in Pilot Plant. *Water Sci. Technol.* **1994**, *30*, 355. DOI: [10.2166/wst.1994.0286](https://doi.org/10.2166/wst.1994.0286).
- [40] Wichern, M.; Obenaus, F.; Wulf, P.; Rosenwinkel, K. H. Modelling of Full-Scale Wastewater Treatment Plants with Different Treatment Processes Using the Activated Sludge Model No. 3. *Water Sci. Technol.* **2001**, *44*, 49–56. DOI: [10.2166/wst.2001.0012](https://doi.org/10.2166/wst.2001.0012).
- [41] Rieger, L.; Koch, G.; Kühni, M.; Gujer, W.; Siegrist, H. The Eawag Bio-p Module for Activated Sludge Model No. 3. *Water Res.* **2001**, *35*, 3887–3903. DOI: [10.1016/S0043-1354\(01\)00110-5](https://doi.org/10.1016/S0043-1354(01)00110-5).
- [42] Marquot, A.; Stricker, A. E.; Racault, Y. ASM1 Dynamic Calibration and Long-Term Validation for an Intermittently Aerated WWTP. *Water Sci. Technol.* **2006**, *53*, 247–256.
- [43] Pasztor, I.; Thury, P.; Pulai, J. Chemical Oxygen Demand Fractions of Municipal Wastewater for Modeling of Wastewater Treatment. *Int. J. Environ. Sci. Technol.* **2009**, *6*, 51–56. DOI: [10.1007/BF03326059](https://doi.org/10.1007/BF03326059).
- [44] Carrette, R.; Bixio, D.; Thoeye, C.; Ockier, P. Full-Scale Application of the IAWQ ASM No. 2d Model. *Water Sci. Technol.* **2001**, *44*, 17–24.
- [45] Yildiz, G.; Insel, G.; Cokgor, E. U.; Orhon, D. Biodegradation Kinetics of the Soluble Slowly Biodegradable Substrate in Polyamide Carpet Finishing Wastewater. *J. Chem. Technol. Biotechnol.* **2008**, *83*, 34–40. DOI: [10.1002/jctb.1773](https://doi.org/10.1002/jctb.1773).