

MgPd₂Sb – the first Mg-based Heusler-type superconductor

M.J. Winiarski^{1,2†}, G. Kuderowicz³, K. Górnicka^{1,2}, L.S. Litzbarski^{1,2},
K. Stolecka¹, B. Wiendlocha³, R.J. Cava⁴, T. Klimczuk^{1,2§}

¹*Faculty of Applied Physics and Mathematics,
Gdansk University of Technology, Narutowicza 11/12, 80-233 Gdansk, Poland*

²*Advanced Materials Centre,
Gdansk University of Technology, ul. Narutowicza 11/12, 80-233 Gdańsk, Poland,*

³*Faculty of Physics and Applied Computer Science,
AGH University of Science and Technology, Aleja Mickiewicza 30, 30-059 Kraków, Poland*

⁴*Department of Chemistry, Princeton University, Princeton, NJ 08544, USA*

† michal.winiarski@pg.edu.pl

§ tomasz.klimczuk@pg.edu.pl

Abstract

We report the synthesis and physical properties of a new full Heusler compound, MgPd₂Sb, which we found to show superconductivity below $T_c = 2.2$ K. MgPd₂Sb was obtained by a two-step solid state reaction method and its purity and cubic crystal structure (Fm-3m, $a = 6.4523(1)$ Å) were confirmed by powder x-ray diffraction. Normal and superconducting states were studied by electrical resistivity, magnetic susceptibility and heat capacity measurements. The results show that MgPd₂Sb is a type-II, weak coupling superconductor ($\lambda_{ep} = 0.56$). The observed pressure dependence of T_c ($\Delta T_c/p \approx -0.23$ K/GPa) is one of the strongest reported for a superconducting Heusler compound. The electronic structure, phonons and electron-phonon coupling in MgPd₂Sb were theoretically investigated. The obtained results are in agreement with the experiment, confirming the electron-phonon coupling mechanism of superconductivity. We compare the superconducting parameters to those of all reported Heusler-type superconductors.

Introduction

Heusler phases constitute a large family of intermetallic compounds with hundreds of members [1,2]. The prototype member, MnCu_2Al was discovered by Fritz Heusler in 1903 and was the first known ferromagnetic material that was not composed of elements showing ferromagnetism in their pristine form [3]. The cubic MnCu_2Al -type structure (space group no. 225, $Fm\bar{3}m$) can be considered as composed of a NaCl-type sublattice of AB (CuAl in the prototypic phase) with C (Mn) atoms filling all its tetrahedral voids. If only half of the voids are filled in an ordered manner, the so-called half-Heusler noncentrosymmetric (s.g.# 214, $F\bar{4}3m$) structure results. In general, in most of the known Heusler compounds the A site is occupied by an electropositive element (rare-earth metals, early transition elements), B by an electronegative p -block element (groups 13-15 of the periodic table) and the C site by a late transition metal (groups 9-11).

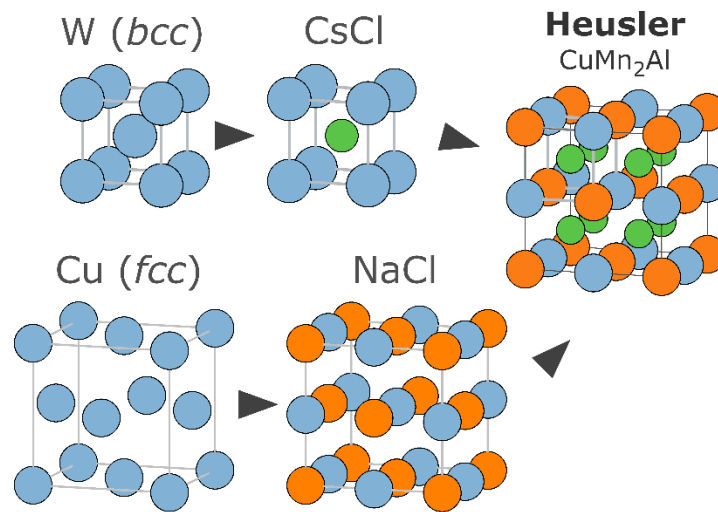


Fig. 1 Relationship between the (full) Heusler and simple close-packed structures. The Heusler structure (e.g. of CuMn_2Al) can be viewed as an ordered superstructure of CsCl-type structure, which itself is an ordered variant of a simple bcc lattice as found in elemental W . Alternatively the Heusler structure can be obtained by filling tetrahedral voids of the NaCl-type lattice, which is an ordered variant of the fcc cell, represented e.g. by metallic Cu . In half Heusler phases (MgAgAs type) only every other tetrahedral void of the NaCl-substructure is filled, resulting in a noncentrosymmetric structure.

Both Heusler and half-Heusler phases have attracted significant research interest, due to their chemical versatility leading to a plethora of ground states and properties, including superconductivity [4–8], topologically non-trivial states [9–13], and half-metallic ferromagnetism [14–18]. Many of the properties can be tuned by chemical substitution [16,19–21] or mechanical strain [22,23], and the relative chemical and structural simplicity allows the growth of Heusler phase-based superstructures and nanosized (thin films, nanowires) forms [22–25].

Only 34 full Heusler type superconductors are reported, with critical temperatures reaching up to $T_c \approx 5$ K (YPd_2Sn) [4,5], all of them featuring rare-earth elements or early transition metals (Zr , Hf , Nb) at the A site and most of them having Pd at the C site [5,8]. A list of selected superconducting parameters for all members of this family of superconductors can be found in Table 1.

Based on a previously observed relation between the superconducting T_c and the valence electron count (VEC), showing a maximum around $\text{VEC} = 27$ [5], we have selected MgPd_2Sb as a candidate superconductor. Although not previously reported experimentally, the compound was predicted to be stable based on high-throughput electronic structure calculations in the Materials Project database [26,27]. Thanks to their simple crystal structure, total energies of numerous hypothetical Heusler-type

compounds were calculated, which allows prediction of their thermodynamic stability. It is worth noting that in the Open Quantum Materials Database, OQMD, the Heusler phase of MgPd_2Sb (id:468110) is predicted to be slightly less stable than tetragonal (id:1014836) and orthorhombic (id:1015910) variants of the same composition, with a minute energy difference of ca. 2 meV/atom [28,29]). In this paper we report superconductivity in MgPd_2Sb and discuss its properties in the context of the Pd-based Heusler superconductor family. Our finding supports the applicability of the VEC- T_c relationship of Heusler superconductors.

Materials and methods

Polycrystalline samples of MgPd_2Sb were synthesized via a two-step solid state reaction. First a precursor compound, PdSb, was synthesized by reacting Pd and Sb powders pressed into pellet and annealed at 800°C for 5 h, sealed in an evacuated silica ampoule. Stoichiometric amounts of Pd and PdSb powders with a slight (2%) excess of metallic Mg flakes were mixed, pressed into pellets, wrapped with Ta foil and sealed in evacuated silica ampoules, backfilled with Ar to reduce the Mg evaporation during annealing. Ampoules were subsequently slowly heated (50°C/h) to 600°C, kept for 5 h, and furnace-cooled to room temperature. After the first annealing the resulting pellets were ground, re-pressed and annealed at 700°C for 5 h, resulting in relatively hard, dense samples. It is worth noting that similar to other Mg-based superconductors, i.e. MgCNi_3 [30] and $\text{Mg}_{10}\text{Ir}_{19}\text{B}_{16}$ [31], the Mg excess is important for observing superconductivity. However, we found that if more than 5-10% Mg surplus is taken, superconductivity is not observed and the full Heusler MgPd_2Sb decomposes to a half-Heusler MgPdSb structure.

Analysis of crystal structure of the synthesized samples was done by means of powder x-ray diffraction (XRD) using Bruker D2 Phaser diffractometer equipped with solid-state detector, using CuK_α radiation. XRD patterns were processed by means of the Rietveld refinement method using the FullProf software package [32].

Measurements of physical properties were performed using Quantum Design (QD) Physical Properties Measurement System (PPMS). For magnetization the vibrating sample magnetometer (VSM) option was used. Heat capacity was measured employing the standard semiadiabatic pulse technique in the He3 PPMS setup. The sample was attached to the measuring stage using Apiezon N grease to ensure good thermal contact. Resistivity measurements were performed using a four probe technique with thin Pt wires ($d = 50 \mu\text{m}$) mounted using silver epoxy to the surface of a rectangular bar cut out of the sample pellet. High-pressure resistivity was measured using a Quantum Design piston-cylinder-type pressure cell. Idemitsu Kosan Co. Daphne 7373 oil was applied as the pressure transmitting medium.

Following the experimental study, electronic structure, the phonons and electron-phonon coupling in MgPd_2Sb were theoretically investigated. Calculations were performed with the density functional theory implemented in Quantum Espresso [33,34] which uses the plane-wave pseudopotential method. Ultrasoft pseudopotentials were chosen [35] with the Perdew-Burke-Ernzerhof generalized gradient approximation exchange-correlation functional [36]. Computation details are: 60 Ry wavefunction energy cutoff, 600 Ry charge density cutoff, 24^3 k-point Monkhorst-Pack grid for the electronic structure and 8^3 q-point grid for the force constant matrix evaluation. The role of spin orbit coupling (SOC) was checked by including spin-orbit coupling and relativistic versions of pseudopotentials of Pd and Sb (replacing scalar Mg pseudopotential with the relativistic one had negligible effect) in the electronic structure and few selected q-vectors in phonon frequency calculations.

The unit cell was relaxed with the Broyden-Fletcher-Goldfarb-Shanno algorithm. Atomic positions are fixed by the symmetry, and hence only the lattice constant was varied. The calculated value for a , 6.548 Å, is close to the one calculated by the Materials Project²⁵ (6.553 Å), slightly larger than experimental one (see below). Then, the electronic bands, density of states (DOS) and Fermi surface were calculated. Phonons and their linewidths were calculated with the density functional perturbation theory [37]. Superconductivity with electron-phonon coupling was analyzed using Eliashberg functions, calculated from the phonon linewidths.

Results and discussion

Figure 1 shows the room temperature powder XRD pattern of MgPd₂Sb with a Rietveld fit. Resulting unit cell and structural parameters are gathered in Table 2. The refined unit cell parameter $a = 6.452$ Å is in agreement with the above-mentioned computed values. No tetragonal or orthorhombic distortion, as predicted by OQMD calculations^{27,28}, was observed at room temperature within the experimental resolution of PXRd.

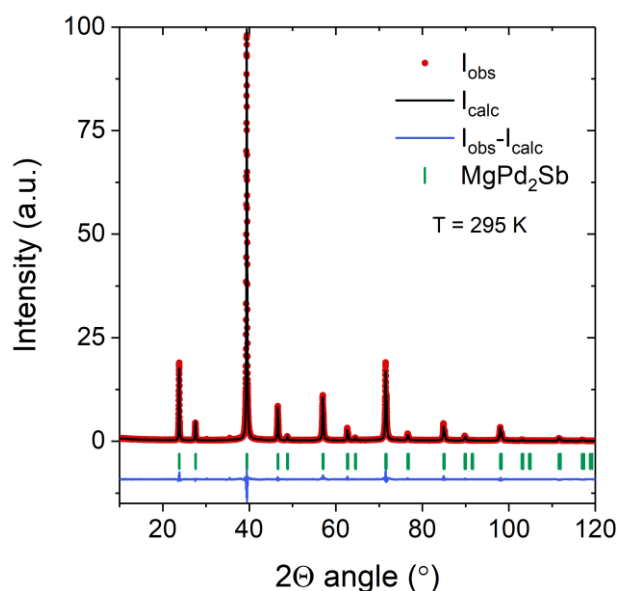


Figure 1 Rietveld fit (black line) to the room temperature powder XRD pattern of MgPd₂Sb (red points). Blue line shows the difference between observed and model intensities. Green ticks mark the expected positions of Bragg reflections.

Table 2 Unit cell parameters and isotropic thermal displacement factors derived from Rietveld fit to room temperature powder XRD data. Numbers in parentheses are statistical standard uncertainties of least significant digits.

Formula unit:	MgPd ₂ Sb
Z	4
Space group	F m -3 m (#225)
Unit cell parameter <i>a</i> (Å)	6.4523(1)
Cell volume <i>V</i> (Å ³)	268.62(1)
Calculated density ρ (g/cm ³)	8.87
Reliability factors for Rietveld model:	R _p = 8.73% R _{wp} = 10.3% R _{exp} = 4.92% χ^2 = 4.41
Atomic positions	Isotropic thermal factors <i>B</i> _{iso} (Å ²)
Mg (4 <i>a</i>) (0 0 0)	2.39(6)
Pd (8 <i>c</i>) (¼ ¼ ¼)	3.31(2)
Sb (4 <i>b</i>) (0 0 ½)	2.57(2)

The temperature-dependent electrical resistivity of MgPd₂Sb (Fig. 1(a)) shows a typical metallic character with residual resistivity ratio RRR \approx 1.9, a value similar to that observed in other Heusler superconductors⁴. A drop to zero is observed with an onset at ca. T = 2.2 K in zero magnetic field (Fig. 2(b)). The transition is slightly broad ($\Delta T_c \approx$ 0.15 K, $\Delta T_c/T_c \approx$ 7%), which may result from the presence of possible structural disorder. This suggests the presence of the antisite disorder commonly observed in Heusler compounds^{4,30,31}.

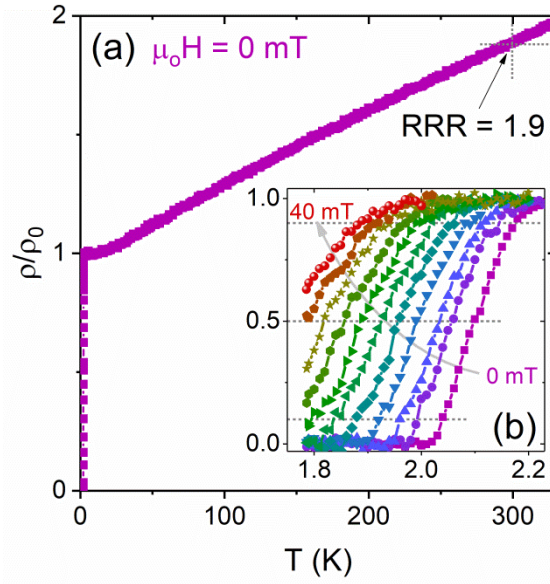


Figure 2 Normalized resistivity of MgPd₂Sb ($\rho(T)$ divided by residual resistivity ρ_0). Panel (a) shows $\rho(T)/\rho_0$ at zero field in the temperature range of 2-330 K. Inset (b): low-temperature resistivity in applied magnetic fields μ_0H from 0 to 40 mT (5 mT spacing). Three horizontal dotted lines are drawn at 90%, 50% and 10% of the residual resistivity ρ_0 .

Figure 3 shows the temperature dependence of the upper critical field as extracted from the resistivity measurement. A linear fit to the data yields the coefficient $d\mu_0H_{c2}/dT = -144(2)$ mT/K and the zero-field $T_c = 2.1$ K. Using the Werthamer-Helfand-Hohenberg relation [38,39]: the upper critical field $\mu_0H_{c2}(0)$ can be estimated from:

$$\mu_0H_{c2}(0) = -AT_c \left| \frac{d\mu_0H_{c2}(T)}{dT} \right|_{T \rightarrow T_c}$$

Assuming the dirty limit value of the prefactor A (0.69) and $T_c = 2.1$ K the $\mu_0H_{c2}(0) = 195$ mT. The superconducting coherence length can be calculated using the extrapolated value of upper critical field via:

$$\xi_{GL} = \sqrt{\frac{\phi_0}{2\pi\mu_0H_{c2}}}$$

Where ϕ_0 is the quantum of magnetic flux. This gives $\xi_{GL} = 410$ Å.

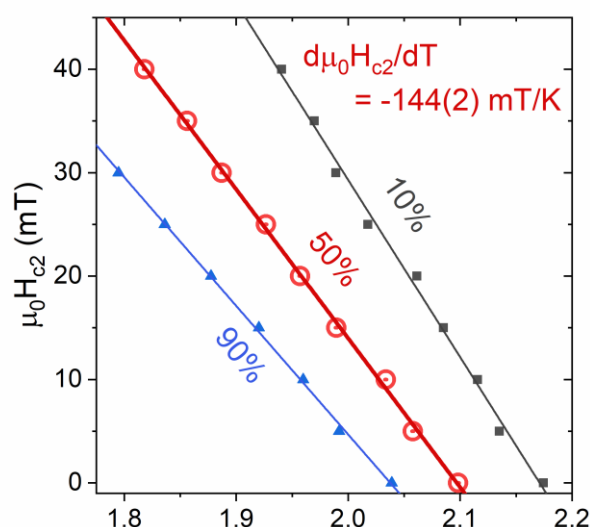


Figure 3 Temperature dependence of the upper critical field as extracted from temperature-dependent resistivity measurements at applied magnetic fields (see Fig. 2(b)) using 10%, 50%, and 90% resistivity drop criterion (gray, red, and blue points, respectively). Thick red line is a linear fit to the 50% data, yielding $d\mu_0H_{c2}/dT = -144(2)$ mT/K. The thin gray and blue lines are guides for eyes.

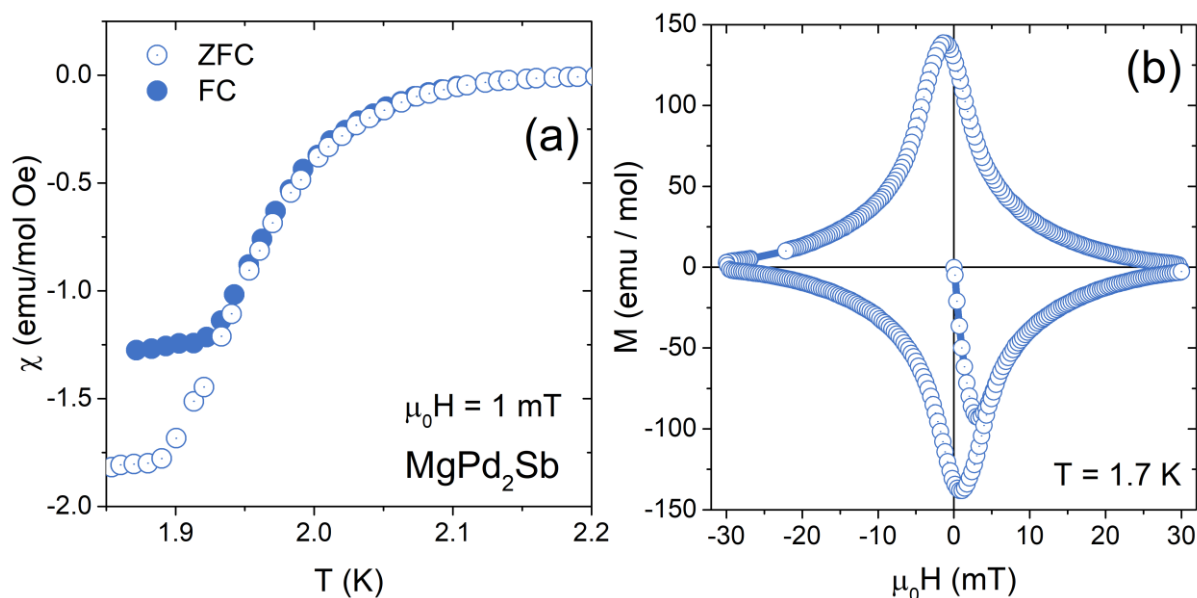


Figure 4 Panel (a): zero-field cooling (ZFC) and field-cooling (FC) dc molar magnetic susceptibility of MgPd_2Sb in an applied field of $\mu_0H = 1$ mT showing a transition to the Meissner state. Panel (b): hysteresis loop of the molar magnetization $M(H)$ at 1.7 K.

To further characterize the superconducting state of MgPd_2Sb , we have performed measurements of the dc magnetization versus temperature, as well as versus magnetic field. Temperature-dependent dc magnetic susceptibility measured at applied magnetic field of $H = 10$ Oe is shown in Fig. 4(a). At $T \approx 2.15$ K the onset of transition to the Meissner state is observed, with the critical temperature $T_c = 2.0$ K. The difference between zero-field-cooled and field-cooled curves results from magnetic flux pinning between polycrystalline grains. Panel (b) presents the hysteretic $M(H)$ loop measured at 1.7 K. The shape of the $M(H)$ curves is suggestive of type-II superconductivity.

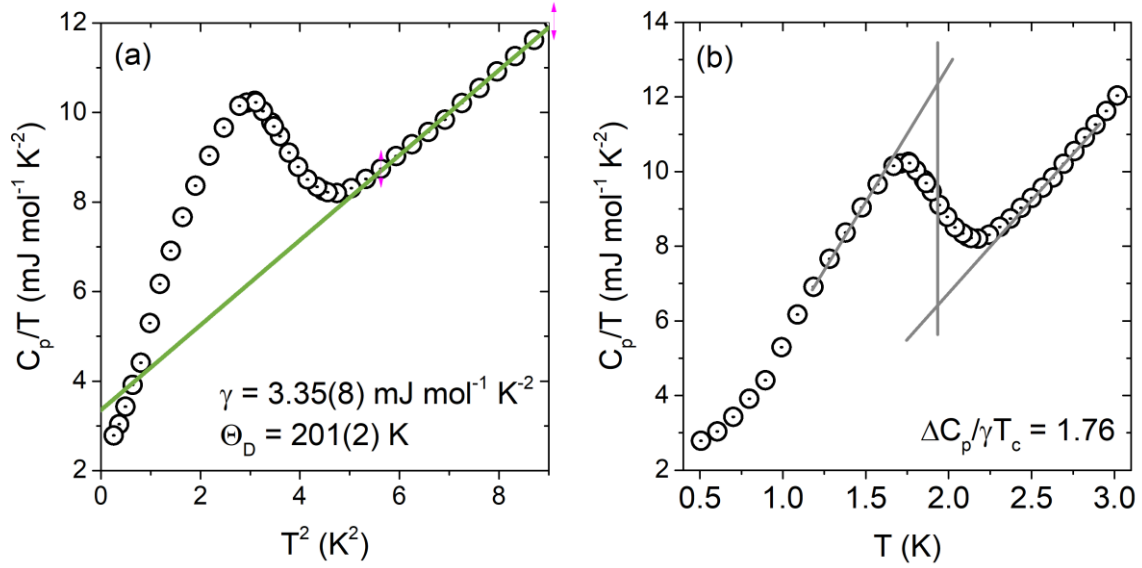


Fig. 5 Low-temperature heat capacity of MgPd₂Sb. Panel (a) shows a linear fit (green line) to the C_p/T vs. T^2 data, yielding the γ and β electronic and lattice heat capacity coefficients. The Debye temperature calculated from β is $\Theta_D = 201$ K. Panel (b) shows the equal entropy construction (gray lines) used to estimate the normalized heat capacity jump $\Delta C_p/\gamma T_c = 1.76$.

The specific heat $C_p(T)$ between 0.5 K and 3 K measured in zero applied magnetic field is shown in Figure 5. A sharp lambda-shaped anomaly is seen with the transition temperature $T = 1.95$ K which was obtained by using an equal entropy construction (Fig. 5b). The $C_p(T)$ data above the transition temperature was fitted with the formula:

$$\frac{C_p}{T} = \gamma + \beta T^2$$

where γ is the Sommerfeld coefficient and β describes the phonon heat capacity contribution. The fit, shown by a solid line in Figure 5a, yields $\gamma = 3.35(8)$ mJ mol⁻¹ K⁻² and $\beta = 0.949(4)$ mJ mol⁻¹ K⁻⁴. The β coefficient is related to the Debye temperature via:

$$\Theta_D = \sqrt[3]{\frac{12\pi^4 nR}{5\beta}}$$

The estimated $\Theta_D = 201$ K falls within the range observed for other Heusler superconductors (180-240 K in MPd_2X , $M = \text{Sc, Y, Zr, Hf}$; $X = \text{Al, In, Sn}^4$).

Taking the Θ_D and T_c values estimated from the heat capacity analysis the electron-phonon coupling parameter can be estimated using the inverted McMillan formula [40]:

$$\lambda_{ep} = \frac{1.04 + \mu^* \ln\left(\frac{\Theta_D}{1.45T_c}\right)}{\left(1 - 0.62\mu^* \ln\left(\frac{\Theta_D}{1.45T_c}\right) - 1.04\right)}$$

Assuming a standard value of the Coulomb pseudopotential parameter $\mu^* = 0.13$ this yields $\lambda_{ep} = 0.56$ indicative of a weak electron-phonon coupling.

The jump in the specific heat at the superconducting transition is normalized as $\Delta C_p/\gamma T_c$ for a weak-coupling BCS superconductor, and its expected value is 1.43. For MgPd₂Sb we obtained $\Delta C_p/\gamma T_c =$

1.76, indicating a bulk superconducting transition and suggesting moderately coupled superconductivity.

The results of resistivity measurements at high pressures are shown in Fig. 6. A linear decrease in T_c with applied pressure is observed, with the slope of $\Delta T_c/P = -0.23(2)$ K/GPa. A weaker but comparable pressure dependence was observed previously in HfPd_2Al ⁴⁷, where the decrease of T_c was attributed to the effect of lattice stiffening that reduces the electron-phonon coupling coefficient, which is also likely applicable to MgPd_2Sb . The reported values of the pressure dependence coefficient of T_c for Heusler compounds are gathered in Table 1.

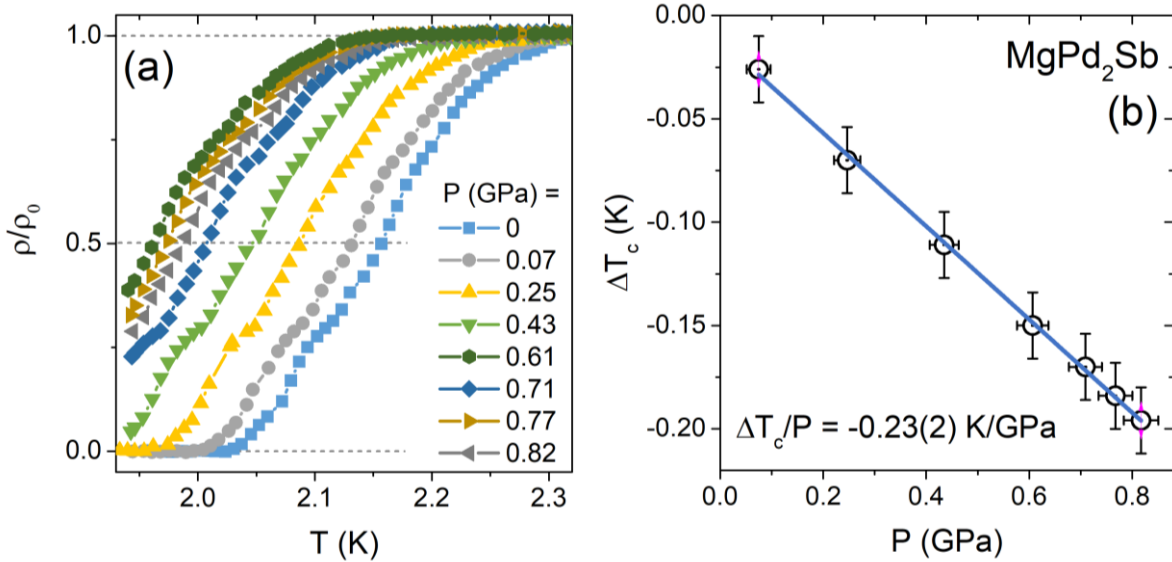


Fig. 6 (a) Plot of temperature-dependent resistivity showing a decrease of T_c with applied pressure. Dashed lines are drawn at ρ_0 , $\frac{1}{2} \rho_0$ and 0 (b) The change in T_c (as estimated from the $\frac{1}{2}$ resistivity drop criterion) vs. applied pressure. The linear fit (blue line) yields $\Delta T_c/P = -0.23(2)$ K/GPa.

Theoretical results

Figure 7 shows the calculated electronic band structure, densities of states (DOS) and Fermi surface of MgPd_2Sb . As the constituent atoms of the compound are not particularly heavy, spin-orbit coupling does not visibly influence the electronic states near the Fermi level. Thus further analysis, if not stated otherwise, is based on the scalar-relativistic calculations' results. Two bands cross the Fermi level, which is located on a decreasing slope of the DOS curve, making up two Fermi surface sheets, shown in Fig. 7 (c-d). Total and projected DOS are shown in Fig. 8. The largest contribution to $\text{DOS}(E_F)$ comes from Pd-4d and Sb-5p states. Mg contribution to $\text{DOS}(E_F)$ is negligible. The DOS shape is dictated by Pd states as DOS of Sb and Mg is approximately constant near E_F . Total $\text{DOS}(E_F)$ and band-structure value of the Sommerfeld coefficient γ_{band} are collected in Table 3. Comparison with the experimental value of γ leads to an unexpected situation where $\gamma_{\text{band}} \approx \gamma_{\text{expt}}$. i.e. there is no room for the enhancement of γ_{expt} by the electron-phonon interaction, as we expect $\gamma_{\text{expt}} = \gamma_{\text{band}}(1 + \lambda_{e-p})$. In this case, λ_{e-p} would have to be as small as 0.05, which is completely insufficient to explain superconductivity with $T_c = 2.2$ K. This suggests that the studied sample must have contained defects and/or disorder, which influenced γ_{expt} . This scenario is supported by a low RRR value and relatively broad transition to superconducting state.

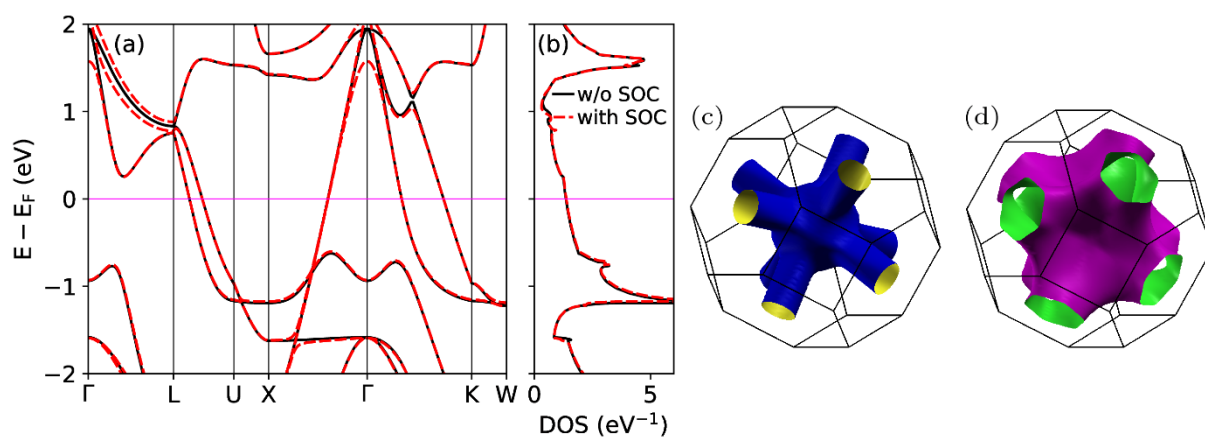


Fig. 7 (a) Electronic band structure and (b) density of states around the Fermi level in MgPd_2Sb , calculated with and without spin-orbit coupling; (c,d) two Fermi surface sheets, plotted with XCrystDen [54].

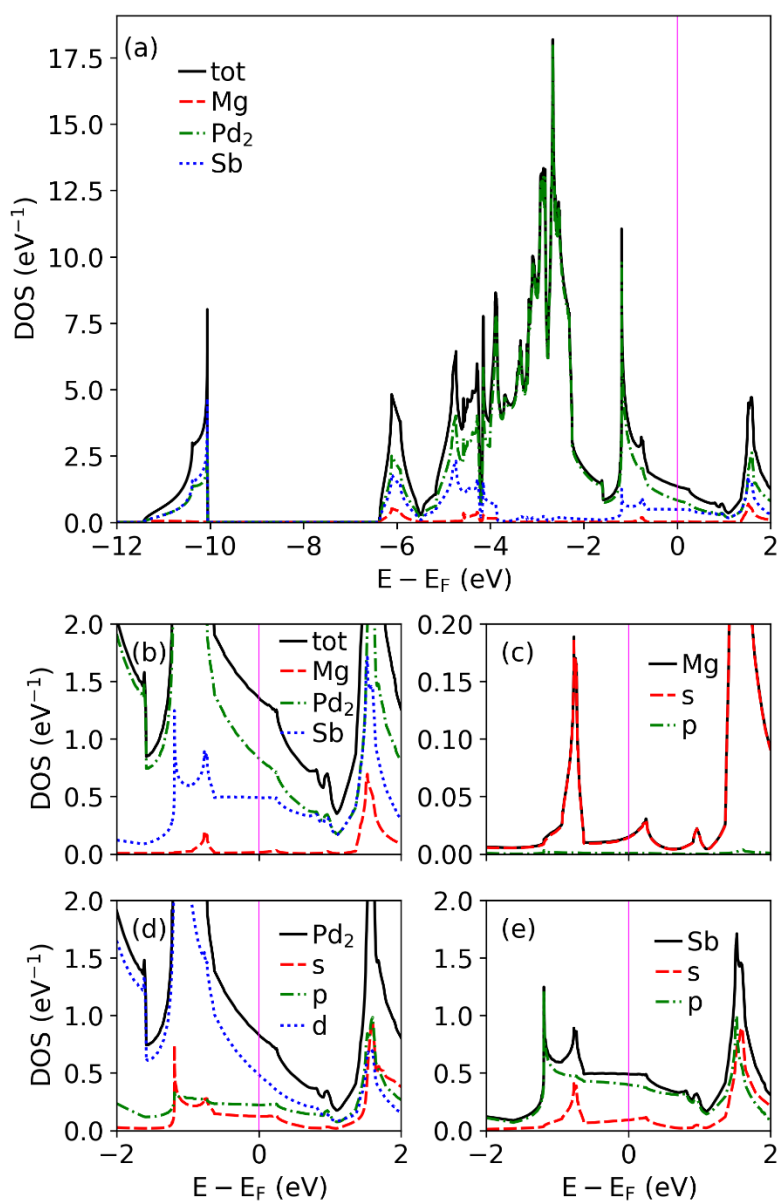


Fig. 8 (a) Total and projected DOS of MgPd₂Sb; (b) blow-up close to the Fermi energy; (c)-(e) DOS projected on atomic orbitals.

Table 3 Calculated properties of MgPd₂Sb: density of states at Fermi energy DOS(E_F), bandstructure value of the Sommerfeld coefficient γ_{band} , electron-phonon coupling parameter λ_{e-p} computed from the Eliashberg function and critical temperature T_c from the Allen-Dynes formula assuming $\mu^* = 0.13$.

	DOS(E _F) (eV ⁻¹)	γ_{band} (mJ mol ⁻¹ K ⁻²)	λ_{e-p}	T _c (K)
p = 0 GPa	1.36	3.20	0.611	2.16
p = 1 GPa	1.34	3.16	0.582	1.93

Phonon dispersion curves and phonon density of states $F(\omega)$ of MgPd₂Sb are shown in Fig. 9. The computed phonon structure is stable, as there are no imaginary frequencies and no soft modes, which occur in many Heusler alloys, like in the recently studied LiPd₂Ge [43]. As the spin-orbit coupling had negligible effect on the electronic structure of MgPd₂Sb, phonon and electron-phonon calculations were done in a scalar-relativistic approximation. We have, however, computed phonons with SOC for two selected \mathbf{q} -points and calculations confirmed that phonon frequencies were not influenced by SOC, as shown in Figure 10.

Phonon branches of the lightest atom, Mg, are well separated from the heavier Pd and Sb vibrations. It is worth noting that Sb branches are inverted with Pd ones: Sb mass $M_{\text{Sb}} = 121.76\text{u}$ is greater than Pd mass $M_{\text{Pd}} = 106.42\text{u}$, but the larger contribution to the lowest acoustic modes is from the lighter Pd atom. Inversion of modes is sometimes proposed to be correlated with the observed dynamical instabilities in some Heusler compounds [40], however such a situation is not seen here. Figure 10 shows phonon dispersion relation with shading proportional to the phonon linewidths $\gamma_{\mathbf{q}\nu}$ which measure the strength of the electron-phonon coupling [55-57]:

$$\gamma_{\mathbf{q}\nu} = 2\pi\omega_{\mathbf{q}\nu} \sum_{ij} \int \frac{d^3k}{\Omega_{\text{BZ}}} |g_{\mathbf{q}\nu}(\mathbf{k}, i, j)|^2 \delta(E_{\mathbf{q},i} - E_F) \delta(E_{\mathbf{k}+\mathbf{q},j} - E_F),$$

$$g_{\mathbf{q}\nu}(\mathbf{k}, i, j) = \sum_s \left(\frac{\hbar}{2M_s\omega_{\mathbf{q}\nu}} \right)^{1/2} \langle \psi_{i,\mathbf{k}} | \frac{dV_{\text{scf}}}{d\hat{u}_{\nu,s}} \cdot \hat{e}_\nu | \psi_{j,\mathbf{k}+\mathbf{q}} \rangle.$$

$\omega_{\mathbf{q}\nu}$ is the phonon frequency at \mathbf{q} vector for the mode ν , M_s is mass of atom s , $\psi_{i,\mathbf{k}}$ is an electron wavefunction, \hat{e}_ν is a polarization vector and $\frac{dV_{\text{scf}}}{d\hat{u}_{\nu,s}}$ is a change of the electronic potential due to a displacement of the atom s in the direction u .

The relatively largest linewidths are observed for the Mg optic modes. Next, the electron-phonon interaction function $\alpha^2F(\omega)$ (Eliashberg function) is calculated by summing contributions from each of the phonon branch:

$$\alpha^2F(\omega) = \frac{1}{2\pi N(E_F)} \sum_{\mathbf{q}\nu} \delta(\omega - \omega_{\mathbf{q}\nu}) \frac{\gamma_{\mathbf{q}\nu}}{\hbar\omega_{\mathbf{q}\nu}}.$$

The global electron-phonon coupling constant λ is calculated from the Eliashberg function:

$$\lambda_{e-p} = 2 \int_0^{\omega_{\text{max}}} \frac{\alpha^2F(\omega)}{\omega} d\omega.$$

and its frequency distribution $\lambda(\omega)$:

$$\lambda(\omega) = 2 \int_0^\omega \frac{\alpha^2 F(\omega')}{\omega'} d\omega'.$$

is plotted on the top of the $\alpha^2 F(\omega)$ function in Fig. 10. As λ_{e-p} is inversely proportional to ω^2 the largest contribution comes from the low-frequency part of the spectrum. The first six, mainly Pd modes, contribute in about 80% to the total λ_{e-p} value, leaving 15% and 5% to Sb and Mg -dominated branches. Therefore, electron coupling with Pd atoms vibrations is the most important in superconductivity of MgPd₂Sb. The computed value of $\lambda_{e-p} = 0.61$ is very close to the value estimated from the McMillan formula and experimental T_c , in spite of the disagreement of the electronic specific heat coefficients, which suggests that the potential atomic disorder or other effects which influenced the Sommerfeld coefficient value are not important for superconductivity. The theoretical value of the superconducting critical temperature may be now obtained using the Allen-Dynes formula [41]:

$$T_c = \frac{\langle \omega_{log}^{\alpha^2 F} \rangle}{1.20} \exp \left[\frac{-1.04(1 + \lambda_{e-p})}{\lambda_{e-p} - \mu^*(1 + 0.62\lambda_{e-p})} \right],$$

$$\langle \omega_{log}^{\alpha^2 F} \rangle = \exp \left(\int_0^{\omega_{max}} \alpha^2 F(\omega) \ln(\omega) \frac{d\omega}{\omega} / \int_0^{\omega_{max}} \alpha^2 F(\omega) \frac{d\omega}{\omega} \right).$$

Assuming the coulomb pseudopotential parameter to be of the typical value of $\mu^* = 0.13$ we arrive at $T_c = 2.16$ K, in agreement with the experimental findings. This clearly shows the electron-phonon origin of superconductivity in MgPd₂Sb.

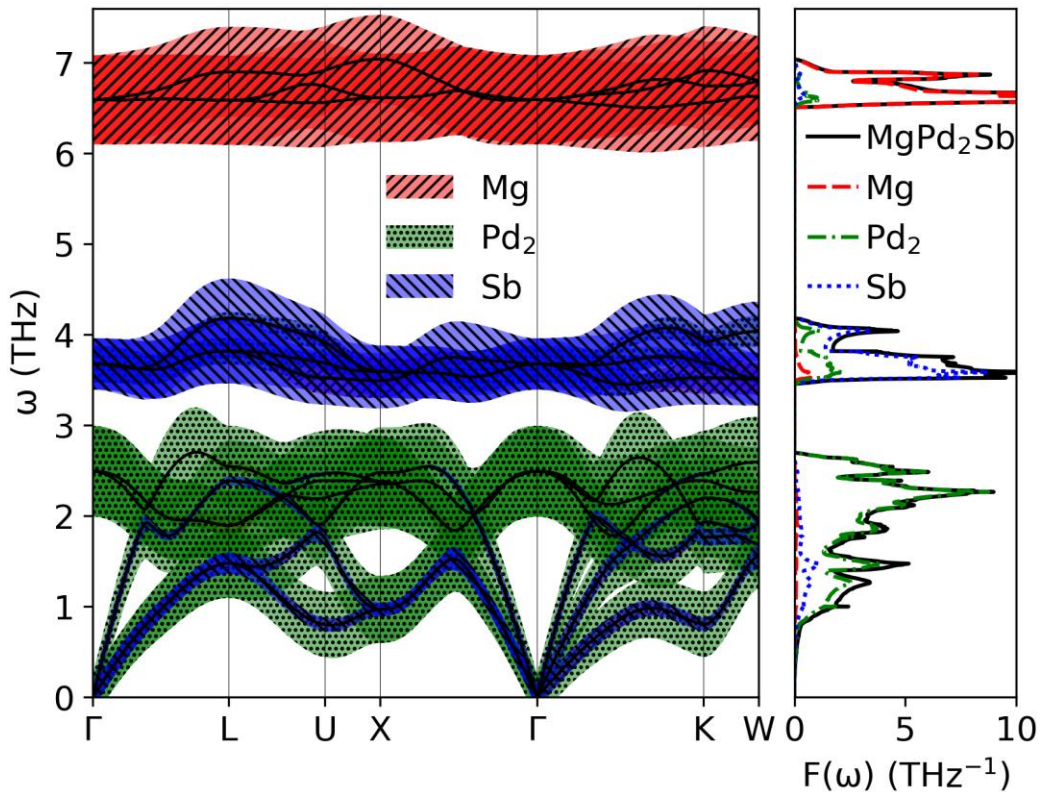


Fig. 9 Phonon dispersion relation and phonon density of states of MgPd₂Sb. Color filling with hatches represents atomic contributions to phonon branches.

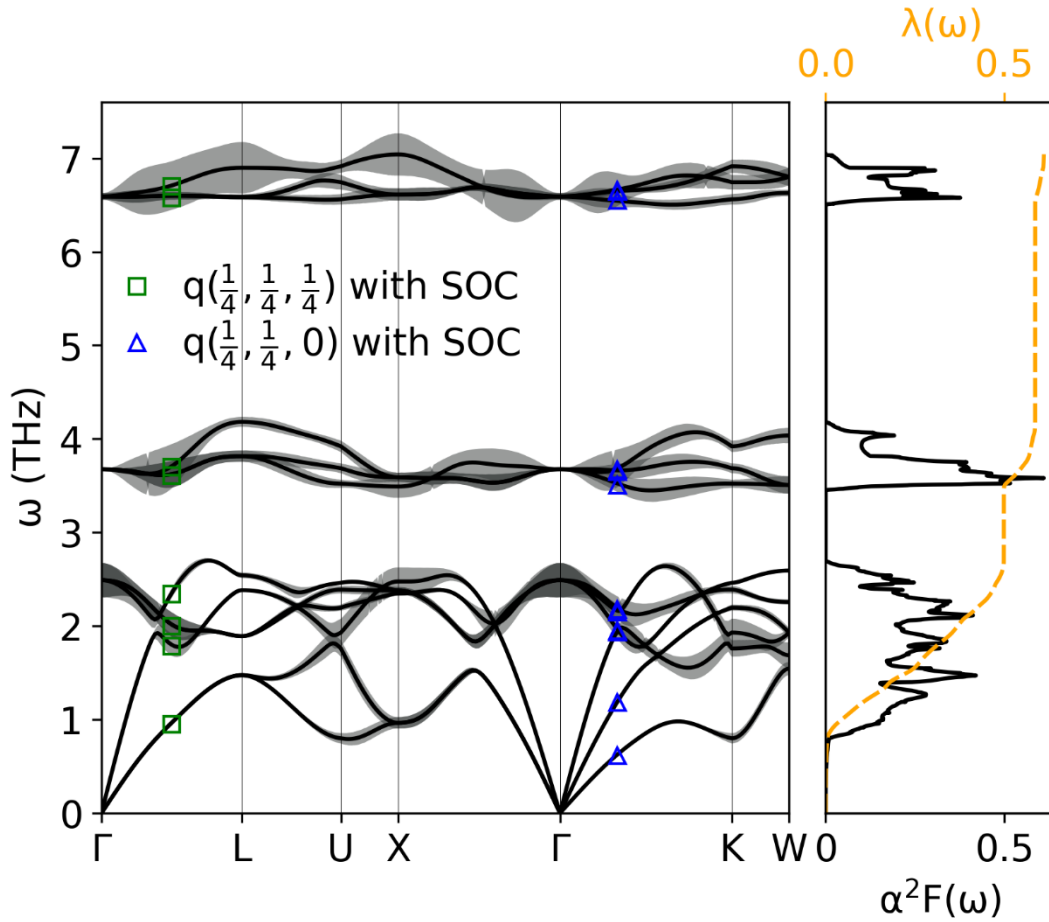


Fig. 10 Left: phonon dispersion relations of MgPd₂Sb with shading proportional to phonon linewidths γ_{qv} . Marked points were calculated with SOC. Right: Eliashberg function (solid line) and cumulative electron-phonon coupling constant (dashed line).

Furthermore, to complete the comparison of the theoretical prediction with experimental works calculations with applied external pressure of 1 GPa were done. The computed lattice parameter is $a = 6.528 \text{ \AA}$. As this pressure is relatively small, electronic dispersion relations did not change visibly, giving slightly decreased $\text{DOS}(E_F)$ value (see Table 3). However, noticeable differences are observed in the phonon spectrum, presented in Fig. 11. Under the external pressure the Heusler structure remains stable and no phonon softening is observed for the acoustic part of the spectrum. Optical phonon branches move upwards, which is a typical sign of lattice stiffening. The comparison of the Eliashberg functions is additionally done in Fig. 11, and the electron-phonon coupling constant λ_{e-p} visibly decreases from 0.61 (0 GPa) to 0.58 (1 GPa). This is followed by the decrease in the superconducting critical temperature, and the computed rate of $\Delta T_c/p \approx -0.23 \text{ K/GPa}$, is again in excellent agreement with the experimental result.

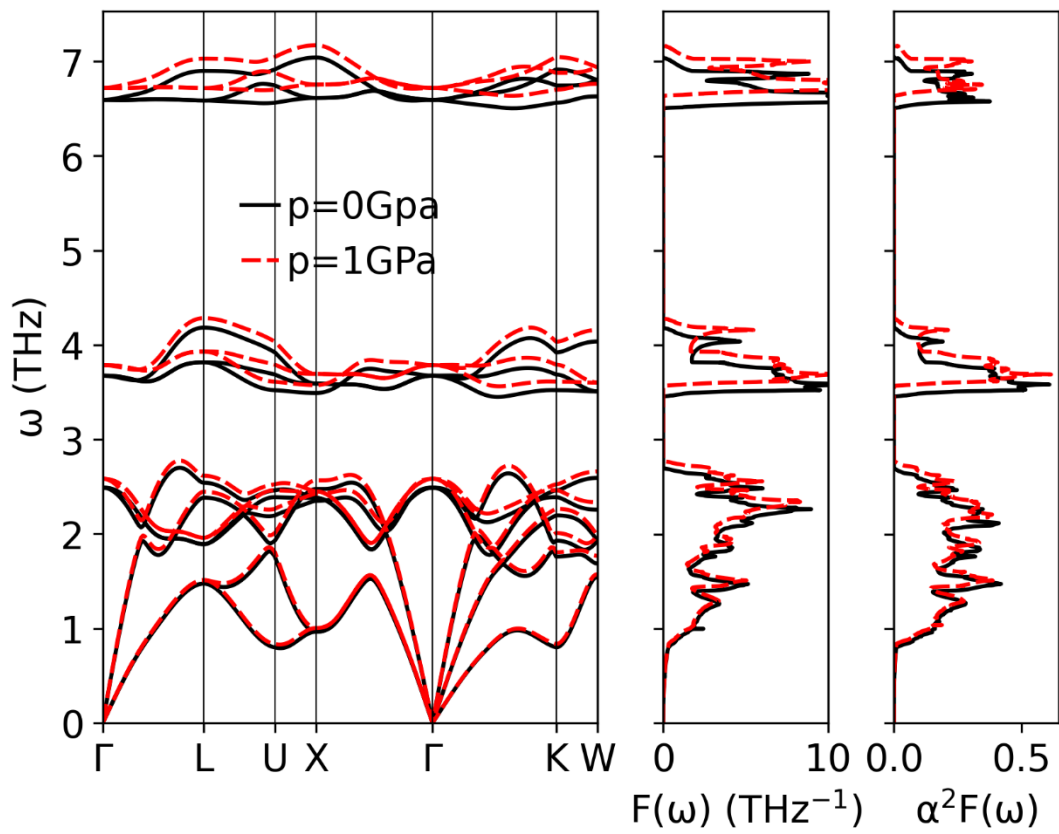


Fig. 11 Effect of pressure on phonon dispersion curves (left panel), phonon density of states $F(\omega)$ (middle panel) and Eliashberg function $\alpha^2F(\omega)$ (right panel) in MgPd_2Sb .

Table 1 Normal and superconducting state properties of Heusler superconductors. Unless noted otherwise the pressure dependence coefficient is taken from ref. [42] and all other parameters from ref. [5] and references therein. Superscripts denote: ^a according to our knowledge LiPd₂Ge is the only type-I superconductor in the Heusler family ($\mu_0 H_c = 34.2$ mT) [43]; ^b λ_{ep} was not reported in the literature and was calculated using the McMillan equation based on the reported values of Debye temperature and T_c ; ^c extrapolated Θ_D values, likely underestimated; ^d ξ_{GL} calculated based on the reported value of the upper critical field. Numbers in parentheses are uncertainties of the least significant digits (where available); * - superconductivity coexistent with a charge density wave distortion, † - superconductivity coexistent with magnetic order.

Property	T_c (K)	Θ_D (K)	γ (mJ mol ⁻¹ K ⁻²)	$\Delta C_p/\gamma T_c$	λ_{ep}	$\mu_0 H_{c2}(0)$ (T)	ξ_{GL} (nm)	$\Delta T_c/P$ (K/GPa)
VEC = 16								
LiGa ₂ Rh	2.4[44]	320[44]	4.7[44]	1.48[44]	0.52[44]	0.31[44]	33[44]	-
VEC = 25								
LiPd ₂ Ge	1.96[43]	194(3)[43]	5.8(1)[43]	1.38[43]	0.56[43]	^a	-	-
VEC = 26								
YPd ₂ In	0.85	-	-	-	-	-	-	-
LuPt ₂ In *	0.45 [45]	190 [45]	-	-	0.43 ^b	-	-	-
VEC = 27								
MgPd₂Sb	2.1	201(2)	3.35(8)	1.76	0.56	0.194(3)	41.2(3)	-0.23(2)
ZrPd ₂ Al	3.4	189(1)	9.0(1)	1.02	0.65	2.82	11	-
HfPd ₂ Al	3.66	182(3)	7.9(3)	1.50	0.68	1.81	13	-0.13(1) [46]
ZrPd ₂ In	2.19	236(5)	10.9(2)	-	0.55	0.63	23	-
HfPd ₂ In	2.86	243(5)	8.5(2)	1.72	0.58	1.00	18	-
ScPd ₂ Sn	2.0	277(1)	6.6(2)	-	0.52	0.26	36	-0.15(10)
YPd ₂ Sn	4.7	210(4)	9.2(2)	1.73	0.70	0.90	19	-0.226(21)
LuPd ₂ Sn	2.8	246(2)	7.4(1)	1.45	0.58	0.45	27	-0.168(7)
ScPd ₂ Pb	2.4	-	-	-	-	-	-	-
YPd ₂ Pb	2.3	198 [47]	-	-	0.58 ^b	-	-	-0.193(9)
LuPd ₂ Pb	2.4	-	-	-	-	-	-	-
ErPd ₂ Sn †	1.17	-	-	-	-	-	-	-
TmPd ₂ Sn	2.82	120 ^c [47]	-	-	0.72 ^b	-	-	-
YbPd ₂ Sn †	2.46	118 ^c [47]	6.0 [48]	-	0.69 ^b	-	-	-0.193(9)
TmPd ₂ Pb	2.1	-	-	-	-	-	-	-0.262(9)
YbPd ₂ Pb	2.8	-	-	-	-	-	-	-
ZrNi ₂ Al	1.38	278(2) [49]	13.7(2)[49]	-	0.48 ^b	-	-	-
HfNi ₂ Al	0.74	288(1) [49]	10.9(2)[49]	-	0.43 ^b	-	-	-
ZrNi ₂ Ga	2.85[50]	300[50]	17.3[50]	1.41[50]	0.55 [50]	1.48[50]	15 ^d	-
HfNi ₂ Ga	1.12	-	-	-	-	-	-	-
ScPdAuAl	3.0[51,52]	-	-	-	-	-	-	-
ScPtAuIn	0.96[51]	-	-	-	-	-	-	-
YPdAuIn	2.6[51]	-	-	-	-	-	-	-
VEC = 28								
ScAu ₂ Al	4.4	-	-	-	-	-	-	-
NbNi ₂ Al	2.15	280 [53]	8.0 [53]	1.8 [53]	0.52 [53]	1.35 [53]	16 ^d	-

NbNi ₂ Ga	1.54	240 [53]	6.5[53]	-	0.50[53]	0.60[53]	23 ^d	-
ScAu ₂ In	3	-	-	-	-	-	-	-
YAu ₂ In	1.74	-	-	-	-	-	-	-
YPd ₂ Sb	0.85	-	-	-	-	-	-	-
VEC = 29								
NbNi ₂ Sn	2.90	206[53]	4.0[53]	1.6[53]	0.61[53]	0.63[53]	23 ^d	-

Conclusions

As noted earlier [5,51], most of the known superconductors show the VEC = 27. This was recently rationalized by Kautzsch *et al.* [51] based on rigid band considerations of the electronic structure of Heusler compounds: at a certain electron count VEC \approx 27 the Fermi level lies in the proximity of a van Hove singularity, resulting in an increased electronic density of states (DOS) and a tendency to either undergo a structural distortion (as in the case of LuPt₂In [45]) or superconducting transition. The T_c differences between isoelectronic compounds are then a result of subtle differences in electronic structure, phonon structures and/or the amount of structural disorder.

Based on electron counting rules and supported by results of high-throughput calculations we have synthesized a previously unreported, Mg-bearing Heusler compound, which, in accordance with the theoretical calculations, was found to be superconducting, with T_c \approx 2.2 K. MgPd₂Sb is a weakly coupled type-II BCS superconductor.

Table 1 gathers normal and superconducting state parameters for MgPd₂Sb and other reported full Heusler superconductors. Compared to other members of this family for which the data are available, MgPd₂Sb has the lowest value of the electronic heat capacity coefficient γ and the upper critical field H_{c2}. The electron-phonon coupling coefficient λ_{ep} is close to observed in other compounds with similar T_c (ZrPd₂In, HfPd₂In, YPd₂Pb, NbNi₂Al, LiGa₂Rh), which is consistent with the McMillan formula, as most of the Heusler superconductors have similar Debye temperature on the order of 200 K. The pressure dependence of T_c was found to be second strongest among the reported values after TmPd₂Pb.

Acknowledgements

Work at GUT was supported by the National Science Centre (Poland), Grant No. 2017/27/B/ST5/03044. Work at AGH-UST was supported by the National Science Centre (Poland), Project No. 2017/26/E/ST3/00119. The synthetic work at Princeton was supported by the US Department of Energy, Division of Basic Energy Sciences, Grant No. DE-FG02-98ER45706.

References

- [1] J. Dshemuchadse, W. Steurer, More statistics on intermetallic compounds – ternary phases, *Acta Crystallogr. Sect. Found. Adv.* 71 (2015) 335–345.
- [2] R. Pöttgen, D. Johrendt, *Intermetallics, Synthesis, Structure, Function*, 2nd edition, De Gruyter, Berlin, Boston, 2019.
- [3] F. Heusler, *Verhandlungen Deutschen Phys. Gesellschaft.* 5 (1903) 219.
- [4] J.H. Wernick, G.W. Hull, T.H. Geballe, J.E. Bernardini, J.V. Waszczak, Superconductivity in ternary Heusler intermetallic compounds, *Mater. Lett.* 2 (1983) 90–92.
- [5] T. Klimczuk, C.H. Wang, K. Gofryk, F. Ronning, J. Winterlik, G.H. Fecher, J.-C. Griveau, E. Colineau, C. Felser, J.D. Thompson, D.J. Safarik, R.J. Cava, Superconductivity in the Heusler family of intermetallics, *Phys. Rev. B.* 85 (2012) 174505.
- [6] O. Pavlosiuk, D. Kaczorowski, P. Wiśniewski, Superconductivity and Shubnikov--de Haas oscillations in the noncentrosymmetric half-Heusler compound YPtBi, *Phys. Rev. B.* 94 (2016) 035130.
- [7] O. Pavlosiuk, D. Kaczorowski, P. Wiśniewski, Shubnikov - de Haas oscillations, weak antilocalization effect and large linear magnetoresistance in the putative topological superconductor LuPdBi, *Sci. Rep.* 5 (2015) 1–9.
- [8] J. Winterlik, G.H. Fecher, A. Thomas, C. Felser, Superconductivity in palladium-based Heusler compounds, *Phys. Rev. B.* 79 (2009) 064508.
- [9] W. Al-Sawai, H. Lin, R.S. Markiewicz, L.A. Wray, Y. Xia, S.-Y. Xu, M.Z. Hasan, A. Bansil, Topological electronic structure in half-Heusler topological insulators, *Phys. Rev. B.* 82 (2010) 125208.
- [10] Z.K. Liu, L.X. Yang, S.-C. Wu, C. Shekhar, J. Jiang, H.F. Yang, Y. Zhang, S.-K. Mo, Z. Hussain, B. Yan, C. Felser, Y.L. Chen, Observation of unusual topological surface states in half-Heusler compounds LnPtBi (Ln=Lu, Y), *Nat. Commun.* 7 (2016) 1–7.
- [11] Y. Sun, C. Felser, *Topological Materials in Heusler Compounds*, in: D. Bercioux, J. Cayssol, M.G. Vergniory, M. Reyes Calvo (Eds.), *Topol. Matter Lect. Topol. Matter Sch. 2017*, Springer International Publishing, 2018: pp. 199–210.
- [12] O. Pavlosiuk, D. Kaczorowski, X. Fabreges, A. Gukasov, P. Wiśniewski, Antiferromagnetism and superconductivity in the half-Heusler semimetal HoPdBi, *Sci. Rep.* 6 (2016) 1–9.
- [13] P.-J. Guo, H.-C. Yang, K. Liu, Z.-Y. Lu, Type-II Dirac semimetals in the YPd₂Sn class, *Phys. Rev. B.* 95 (2017) 155112.
- [14] X.-Q. Chen, R. Podloucky, P. Rogl, Ab initio prediction of half-metallic properties for the ferromagnetic Heusler alloys Co₂MSi (M=Ti,V,Cr), *J. Appl. Phys.* 100 (2006) 113901.
- [15] N.I. Kourov, V.V. Marchenkov, A.V. Korolev, L.A. Stashkova, S.M. Emel'yanova, H.W. Weber, Specific features of the properties of half-metallic ferromagnetic Heusler alloys Fe₂MnAl, Fe₂MnSi, and Co₂MnAl, *Phys. Solid State.* 57 (2015) 700–708.
- [16] R. Shan, H. Sukegawa, W.H. Wang, M. Kodzuka, T. Furubayashi, T. Ohkubo, S. Mitani, K. Inomata, K. Hono, Demonstration of Half-Metallicity in Fermi-Level-Tuned Heusler Alloy Co₂FeAl_{0.5}Si_{0.5} at Room Temperature, *Phys. Rev. Lett.* 102 (2009) 246601.
- [17] C. Felser, L. Wollmann, S. Chadov, G.H. Fecher, S.S.P. Parkin, Basics and prospective of magnetic Heusler compounds, *APL Mater.* 3 (2015) 041518.
- [18] T. Graf, S.S.P. Parkin, C. Felser, Heusler Compounds—A Material Class With Exceptional Properties, *IEEE Trans. Magn.* 47 (2011) 367–373.
- [19] L. Wollmann, A.K. Nayak, S.S.P. Parkin, C. Felser, Heusler 4.0: Tunable Materials, *Annu. Rev. Mater. Res.* 47 (2017) 247–270.

- [20] V. Alijani, J. Winterlik, G.H. Fecher, C. Felser, Tuning the magnetism of the Heusler alloys $Mn_{3-x}Co_xGa$ from soft and half-metallic to hard-magnetic for spin-transfer torque applications, *Appl. Phys. Lett.* 99 (2011) 222510.
- [21] T. Graf, C. Felser, S.S.P. Parkin, Simple rules for the understanding of Heusler compounds, *Prog. Solid State Chem.* 39 (2011) 1–50.
- [22] N. Fukatani, K. Ueda, H. Asano, Epitaxial strain and antiferromagnetism in Heusler Fe_2VSi thin films, *J. Appl. Phys.* 109 (2011) 073911.
- [23] X.T. Wang, Z.X. Cheng, J.L. Wang, H. Rozale, L.Y. Wang, Z.Y. Yu, J.T. Yang, G.D. Liu, Strain-induced diverse transitions in physical nature in the newly designed inverse Heusler alloy Zr_2MnAl , *J. Alloys Compd.* 686 (2016) 549–555.
- [24] M. Belmeguenai, F. Zighem, G. Woltersdorf, Y. Roussigné, S.M. Chérif, K. Westerholt, G. Bayreuther, Anisotropy and dynamic properties of Co_2MnGe Heusler thin films, *J. Magn. Magn. Mater.* 321 (2009) 750–753.
- [25] V.V. Khovaylo, V.V. Rodionova, S.N. Shevyrtaov, V. Novosad, Magnetocaloric effect in “reduced” dimensions: Thin films, ribbons, and microwires of Heusler alloys and related compounds, *Phys. Status Solidi B.* 251 (2014) 2104–2113.
- [26] K. Persson, Materials Data on $MgSbPd_2$ (SG:225) by Materials Project, (2016). <https://doi.org/10.17188/1275900>.
- [27] A. Jain, S.P. Ong, G. Hautier, W. Chen, W.D. Richards, S. Dacek, S. Cholia, D. Gunter, D. Skinner, G. Ceder, Commentary: The Materials Project: A materials genome approach to accelerating materials innovation, *APL Mater.* 1 (2013) 011002.
- [28] J.E. Saal, S. Kirklin, M. Aykol, B. Meredig, C. Wolverton, Materials Design and Discovery with High-Throughput Density Functional Theory: The Open Quantum Materials Database (OQMD), *JOM.* 65 (2013) 1501–1509.
- [29] S. Kirklin, J.E. Saal, B. Meredig, A. Thompson, J.W. Doak, M. Aykol, S. Rühl, C. Wolverton, The Open Quantum Materials Database (OQMD): assessing the accuracy of DFT formation energies, *npj Comput. Mater.* 1 (2015) 15010.
- [30] T.G. Amos, Q. Huang, J.W. Lynn, T. He, R.J. Cava, Carbon concentration dependence of the superconducting transition temperature and structure of MgC_xNi_3 , *Solid State Commun.* 121 (2002) 73–77.
- [31] T. Klimczuk, Q. Xu, E. Morosan, J.D. Thompson, H.W. Zandbergen, R.J. Cava, Superconductivity in noncentrosymmetric $Mg_{10}Ir_{19}B_{16}$, *Phys. Rev. B.* 74 (2006) 220502.
- [32] J. Rodríguez-Carvajal, Recent advances in magnetic structure determination by neutron powder diffraction, *Phys. B Condens. Matter.* 192 (1993) 55–69.
- [33] P. Giannozzi, S. Baroni, N. Bonini, M. Calandra, R. Car, C. Cavazzoni, Davide Ceresoli, G.L. Chiarotti, M. Cococcioni, I. Dabo, A.D. Corso, S. de Gironcoli, S. Fabris, G. Fratesi, R. Gebauer, U. Gerstmann, C. Gougoussis, Anton Kokalj, M. Lazzeri, L. Martin-Samos, N. Marzari, F. Mauri, R. Mazzarello, Stefano Paolini, A. Pasquarello, L. Paulatto, C. Sbraccia, S. Scandolo, G. Sclauzero, A.P. Seitsonen, A. Smogunov, P. Umari, R.M. Wentzcovitch, QUANTUM ESPRESSO: a modular and open-source software project for quantum simulations of materials, *J. Phys. Condens. Matter.* 21 (2009) 395502.
- [34] P. Giannozzi, O. Andreussi, T. Brumme, O. Bunau, M.B. Nardelli, M. Calandra, R. Car, C. Cavazzoni, D. Ceresoli, M. Cococcioni, N. Colonna, I. Carnimeo, A.D. Corso, S. de Gironcoli, P. Delugas, R.A. DiStasio, A. Ferretti, A. Floris, G. Fratesi, G. Fugallo, R. Gebauer, U. Gerstmann, F. Giustino, T. Gorni, J. Jia, M. Kawamura, H.-Y. Ko, A. Kokalj, E. Küçükbenli, M. Lazzeri, M. Marsili, N. Marzari, F. Mauri, N.L. Nguyen, H.-V. Nguyen, A. Otero-de-la-Roza, L. Paulatto, S. Poncé, D. Rocca, R. Sabatini, B. Santra, M. Schlipf, A.P. Seitsonen, A. Smogunov, I. Timrov, T. Thonhauser, P. Umari, N. Vast,

- X. Wu, S. Baroni, Advanced capabilities for materials modelling with Quantum ESPRESSO, *J. Phys. Condens. Matter.* 29 (2017) 465901.
- [35] A. Dal Corso, Pseudopotentials periodic table: From H to Pu, *Comput. Mater. Sci.* 95 (2014) 337–350.
- [36] J.P. Perdew, K. Burke, M. Ernzerhof, Generalized Gradient Approximation Made Simple, *Phys. Rev. Lett.* 77 (1996) 3865–3868.
- [37] S. Baroni, S. de Gironcoli, A. Dal Corso, P. Giannozzi, Phonons and related crystal properties from density-functional perturbation theory, *Rev. Mod. Phys.* 73 (2001) 515–562.
- [38] N.R. Werthamer, E. Helfand, P.C. Hohenberg, Temperature and Purity Dependence of the Superconducting Critical Field, Hc₂. III. Electron Spin and Spin-Orbit Effects, *Phys. Rev.* 147 (1966) 295–302.
- [39] E. Helfand, N.R. Werthamer, Temperature and Purity Dependence of the Superconducting Critical Field, Hc₂. II, *Phys. Rev.* 147 (1966) 288–294.
- [40] W.L. McMillan, Transition Temperature of Strong-Coupled Superconductors, *Phys. Rev.* 167 (1968) 331–344.
- [41] A.T. Zayak, P. Entel, K.M. Rabe, W.A. Adeagbo, M. Acet, Anomalous vibrational effects in nonmagnetic and magnetic Heusler alloys, *Phys. Rev. B.* 72 (2005) 054113.
- [42] M.J. Johnson, R.N. Shelton, Pressure effects on the superconductivity of ternary rare earth palladium Heusler alloys, *Solid State Commun.* 52 (1984) 839–842.
- [43] K. Górnicka, G. Kuderowicz, E.M. Carnicom, K. Kutorasiński, B. Wiendlocha, R.J. Cava, T. Klimczuk, Soft-mode enhanced type-I superconductivity in LiPd₂Ge, *Phys. Rev. B.* 102 (2020) 024507.
- [44] E.M. Carnicom, W. Xie, Z. Yang, K. Górnicka, T. Kong, T. Klimczuk, R.J. Cava, Importance of Specific Heat Characterization when Reporting New Superconductors: An Example of Superconductivity in LiGa₂Rh, *Chem. Mater.* 31 (2019) 2164–2173.
- [45] T. Gruner, D. Jang, Z. Huesges, R. Cardoso-Gil, G.H. Fecher, M.M. Koza, O. Stockert, A.P. Mackenzie, M. Brando, C. Geibel, Charge density wave quantum critical point with strong enhancement of superconductivity, *Nat. Phys.* 13 (2017) 967–972.
- [46] B. Wiendlocha, M.J. Winarski, M. Muras, C. Zvoriste-Walters, J.-C. Griveau, S. Heathman, M. Gazda, T. Klimczuk, Pressure effects on the superconductivity of the HfPd₂Al Heusler compound: Experimental and theoretical study, *Phys. Rev. B.* 91 (2015) 024509.
- [47] M. Johnson, Superconductivity in ternary rare earth palladium Heusler compounds, *Retros. Theses Diss.* (1984). <https://lib.dr.iastate.edu/rtd/18319>.
- [48] Y. Aoki, H.R. Sato, T.D. Matsuda, H. Sugawara, H. Sato, Coexistence of, and competition between, superconductivity and magnetism in YbPd₂Sn, *J. Magn. Magn. Mater.* 177–181 (1998) 559–560.
- [49] F.S. da Rocha, G.L.F. Fraga, D.E. Brandão, C.M. da Silva, A.A. Gomes, Specific heat and electronic structure of Heusler compounds Ni₂TAl (T=Ti, Zr, Hf, V, Nb, Ta), *Phys. B Condens. Matter.* 269 (1999) 154–162.
- [50] J. Winterlik, G.H. Fecher, C. Felser, M. Jourdan, K. Grube, F. Hardy, H. von Löhneysen, K.L. Holman, R.J. Cava, Ni-based superconductor: Heusler compound ZrNi₂Ga, *Phys. Rev. B.* 78 (2008) 184506.
- [51] L. Kautzsch, F. Mende, G.H. Fecher, J. Winterlik, C. Felser, Are AuPdTM (T = Sc, Y and M = Al, Ga, In), Heusler Compounds Superconductors without Inversion Symmetry?, *Materials.* 12 (2019) 2580.
- [52] C. Benndorf, O. Niehaus, H. Eckert, O. Janka, 27Al and 45Sc NMR Spectroscopy on ScT₂Al and Sc(T_{0.5}T'_{0.5})₂Al (T = T' = Ni, Pd, Pt, Cu, Ag, Au) Heusler Phases and

- Superconductivity in $\text{Sc}(\text{Pd}_{0.5}\text{Au}_{0.5})_2\text{Al}$, *Z. Für Anorg. Allg. Chem.* **641** (2015) 168–175.
- [53] S. Waki, Y. Yamaguchi, K. Mitsugi, Superconductivity of Ni_2NbX ($X=\text{Al}$, Ga and Sn), *J. Phys. Soc. Jpn.* **54** (1985) 1673–1676.
- [54] A. Kokalj, *XCrySDen—a new program for displaying crystalline structures and electron densities*, *J. Mol. Graphics Modelling* **17**, 176-179 (1999).
- [55] M. Wierzbowska, S. de Gironcoli, and P. Giannozzi, Origins of Low-and High-Pressure Discontinuities of T_c in Niobium, [arXiv:cond-mat/0504077](https://arxiv.org/abs/cond-mat/0504077).
- [56] R. Heid, K.-P. Bohnen, I. Y. Sklyadneva, and E. V. Chulkov, Effect of spin-orbit coupling on the electron-phonon interaction of the superconductors Pb and Tl, *Phys. Rev. B* **81**, 174527 (2010).
- [57] S. Gołąb and B. Wiendlocha, Electron-phonon superconductivity in CaBi_2 and the role of spin-orbit interaction, *Phys. Rev. B* **99**, 104520 (2019).